

Track Rating: Good 4, Weather: Fine, Rail Position: +10M Entire

Section		Overall	1200m	1000m	800m	600m	400m	Last 600m				
Field Times		1:20.85 (0:11.15)	1:09.70 (0:10.97)	0:58.73 (0:11.03)	0:47.70 (0:11.37)	0:36.33 (0:11.63)	0:24.70 (0:11.97)	0:36.33				
Rank	TAB Horse/Jockey	Barrier	Top Speed [km/h]	Fastest Section							Distance Travelled [m]	
1	9 SWANIC BOOM Angela Jones	8	67.3 1200m	0:10.97 1200m	1:20.85 [1] (0:11.15)	1:09.70 [1] (0:10.97)	0:58.73 [1] (0:11.03)	0:47.70 [1] (0:11.37)	0:36.33 [1] (0:11.63)	0:24.70 [1] (0:11.97)	0:36.33	
2	2 DARKENED DESTINY Micheal Hellyer	9	66.9 1200m	0:11.05 1200m	1:21.19 [2] (0:11.22)	1:09.97 [2] (0:11.05)	0:58.92 [2] (0:11.27)	0:47.65 [2] (0:11.34)	0:36.31 [2] (0:11.52)	0:24.79 [2] (0:11.98)	0:36.31	+2
3	3 JACKSON ON TIME Jim Byrne	4	64.9 800m	0:11.07 800m	1:21.24 [3] (0:11.41)	1:09.83 [4] (0:11.19)	0:58.64 [3] (0:11.32)	0:47.32 [4] (0:11.07)	0:36.25 [3] (0:11.50)	0:24.75 [3] (0:12.20)	0:36.25	+0
4	5 ENCOMPASS James Orman	7	66.3 1200m	0:11.09 1200m	1:21.69 [4] (0:11.77)	1:09.92 [6] (0:11.09)	0:58.83 [7] (0:11.25)	0:47.58 [6] (0:11.38)	0:36.20 [5] (0:11.78)	0:24.42 [5] (0:12.29)	0:36.20	+4
5	7 PRINCE OF POP Kyle Wilson-Taylor	1	64.9 1000m	0:11.20 1000m	1:21.81 [5] (0:11.35)	1:10.46 [3] (0:11.26)	0:59.20 [4] (0:11.20)	0:48.00 [3] (0:11.25)	0:36.75 [4] (0:11.71)	0:25.04 [4] (0:12.24)	0:36.75	-1
6	4 MONT ROYAL Todd Banks	3	65.8 1200m	0:11.13 1200m	1:22.50 [6] (0:11.62)	1:10.88 [5] (0:11.13)	0:59.75 [5] (0:11.38)	0:48.37 [7] (0:11.63)	0:36.74 [7] (0:11.83)	0:24.91 [7] (0:12.31)	0:36.74	+0
7	1 AGRO AGAIN Justin Stanley	5	65.2 1200m	0:11.20 1200m	1:22.64 [7] (0:11.93)	1:10.71 [10] (0:11.20)	0:59.51 [9] (0:11.33)	0:48.18 [9] (0:11.51)	0:36.67 [9] (0:12.05)	0:24.62 [10] (0:12.41)	0:36.67	+1
8	11 GEMMAYZE Rikki Jamieson	11	65.0 1200m	0:11.37 1000m	1:22.67 [8] (0:11.86)	1:10.81 [9] (0:11.42)	0:59.39 [10] (0:11.37)	0:48.02 [10] (0:11.51)	0:36.51 [10] (0:11.74)	0:24.77 [9] (0:12.28)	0:36.51	+4
9	8 CHOOKY CHEERLEADER Georgina Cartwright	6	64.4 1000m	0:11.27 1200m	1:22.74 [9] (0:11.81)	1:10.93 [8] (0:11.27)	0:59.66 [8] (0:11.35)	0:48.31 [8] (0:11.47)	0:36.84 [8] (0:11.90)	0:24.94 [8] (0:12.50)	0:36.84	+2
10	10 ZORAYDAH Damien Thornton	10	66.6 Overall	0:10.99 1200m	1:23.39 [10] (0:11.77)	1:11.62 [6] (0:10.99)	1:00.63 [6] (0:11.30)	0:49.33 [5] (0:11.62)	0:37.71 [6] (0:11.87)	0:25.84 [6] (0:12.54)	0:37.71	+5

Scratched: Fine And Rare (#6), Shades Of Louvre (#12)



Ipswich QLD Professional

Race 2: TAB Maiden Plate - 1350m

05 April 2023 - 13:07



Track Rating: Good 4, Weather: Fine, Rail Position: +10M Entire

Section							200m			Last 600m
Field Times							0:12.73			0:36.33
							(0:12.73)			
Rank	TAB	Horse/Jockey	Barrier	Top Speed [km/h]	Fastest Section	Margin			Distance Travelled [m]	
1	9	SWANIC BOOM	8	67.3	0:10.97	0:12.73 [1]	1:20.85		0:36.33	
		Angela Jones		1200m	1200m	(0:12.73)				
2	2	DARKENED DESTINY	9	66.9	0:11.05	0:12.81 [2]	2L		0:36.31 +2	
		Micheal Hellyer		1200m	1200m	(0:12.81)				
3	3	JACKSON ON TIME	4	64.9	0:11.07	0:12.55 [3]	2.2L		0:36.25 +0	
		Jim Byrne		800m	800m	(0:12.55)				
4	5	ENCOMPASS	7	66.3	0:11.09	0:12.13 [5]	4.7L		0:36.20 +4	
		James Orman		1200m	1200m	(0:12.13)				
5	7	PRINCE OF POP	1	64.9	0:11.20	0:12.80 [4]	5.2L		0:36.75 -1	
		Kyle Wilson-Taylor		1000m	1000m	(0:12.80)				
6	4	MONT ROYAL	3	65.8	0:11.13	0:12.60 [6]	9.2L		0:36.74 +0	
		Todd Banks		1200m	1200m	(0:12.60)				
7	1	AGRO AGAIN	5	65.2	0:11.20	0:12.21 [10]	10L		0:36.67 +1	
		Justin Stanley		1200m	1200m	(0:12.21)				
8	11	GEMMAYZE	11	65.0	0:11.37	0:12.49 [8]	10.2L		0:36.51 +4	
		Rikki Jamieson		1200m	1000m	(0:12.49)				
9	8	CHOOKY CHEERLEADER	6	64.4	0:11.27	0:12.44 [9]	10.6L		0:36.84 +2	
		Georgina Cartwright		1000m	1200m	(0:12.44)				
10	10	ZORAYDAH	10	66.6	0:10.99	0:13.30 [7]	14.4L		0:37.71 +5	
		Damien Thornton		Overall	1200m	(0:13.30)				

Scratched: Fine And Rare (#6), Shades Of Louvre (#12)

[] Ranking at each section and finish
 -:-:- No data available at this section
 NA No data available

SCN Saddle cloth number
 DNF Did not finish
 DNT Did not track



Horse/Jockey Name	Swanic Boom
Final Rank	1
Fastest Section Time (Section)	0:10.97 (1200m)
Top Speed [km/h] (Section)	67.3 (1200m)
Race State	Finished



Ipswich QLD Professional

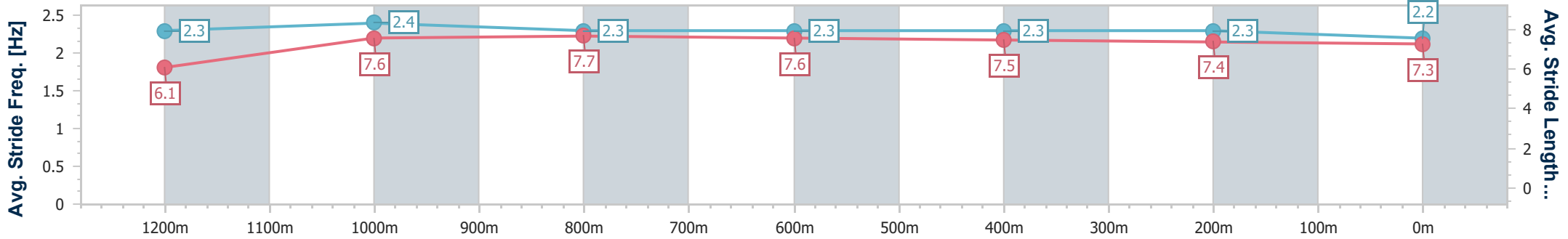
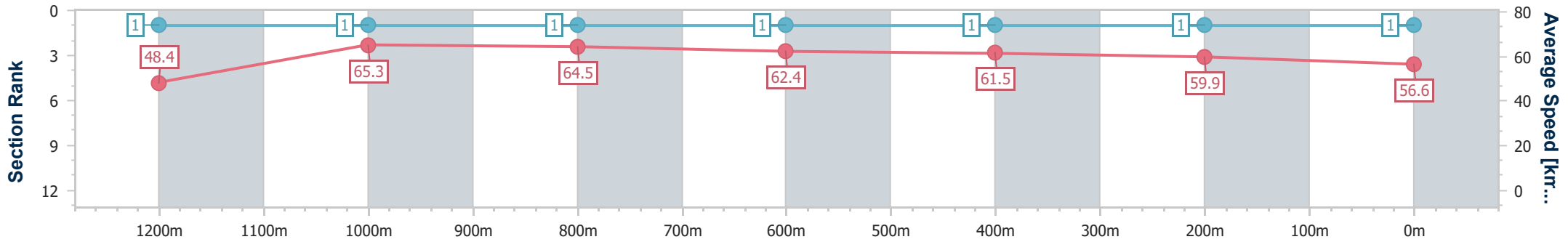
Race 2: TAB Maiden Plate - 1350m

05 April 2023 - 13:07



Track Rating: Good 4, Weather: Fine, Rail Position: +10M Entire

Section	Overall	1200m	1000m	800m	600m	400m	200m
Section Times	1:20.85 [1] (0:11.15)	1:09.70 [1] (0:10.97)	0:58.73 [1] (0:11.03)	0:47.70 [1] (0:11.37)	0:36.33 [1] (0:11.63)	0:24.70 [1] (0:11.97)	0:12.73 [1] (0:12.73)
Average Speed [km/h]	48.4	65.3	64.5	62.4	61.5	59.9	56.6
Top Speed [km/h]	65.4	67.3	66.1	63.2	62.8	60.9	59.3
Avg. Dist. to Rail [m]	3.4	1.4	4.2	3.3	2.2	0.6	1.0
Avg. Stride Freq. [Hz]	2.3	2.4	2.3	2.3	2.3	2.3	2.2
Avg. Stride Length [m]	6.1	7.6	7.7	7.6	7.5	7.4	7.3



- [] Ranking at each section and finish
- .-.- No data available at this section
- NA No data available



Horse/Jockey Name	Darkened Destiny
Final Rank	2
Fastest Section Time (Section)	0:11.05 (1200m)
Top Speed [km/h] (Section)	66.9 (1200m)
Race State	Finished



Ipswich QLD Professional

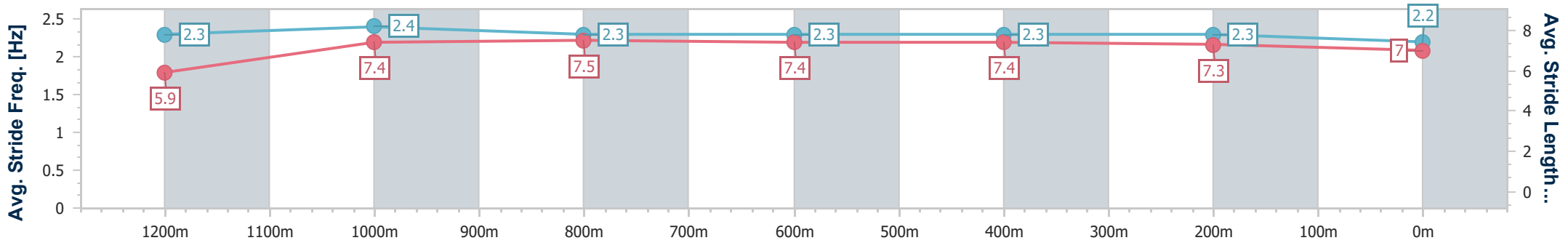
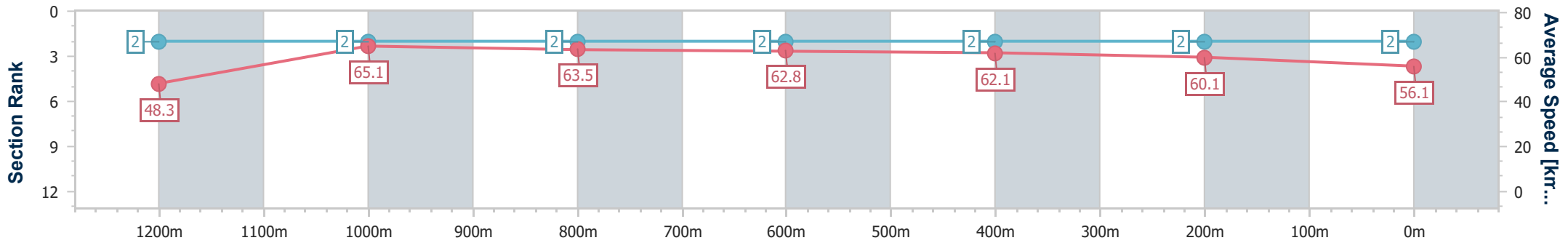
Race 2: TAB Maiden Plate - 1350m

05 April 2023 - 13:07



Track Rating: Good 4, Weather: Fine, Rail Position: +10M Entire

Section	Overall	1200m	1000m	800m	600m	400m	200m
Section Times	1:21.19 [2] (0:11.22)	1:09.97 [2] (0:11.05)	0:58.92 [2] (0:11.27)	0:47.65 [2] (0:11.34)	0:36.31 [2] (0:11.52)	0:24.79 [2] (0:11.98)	0:12.81 [2] (0:12.81)
Average Speed [km/h]	48.3	65.1	63.5	62.8	62.1	60.1	56.1
Top Speed [km/h]	65.9	66.9	64.5	63.9	62.9	61.8	58.0
Avg. Dist. to Rail [m]	4.9	1.3	1.5	2.5	1.7	0.7	1.0
Avg. Stride Freq. [Hz]	2.3	2.4	2.3	2.3	2.3	2.3	2.2
Avg. Stride Length [m]	5.9	7.4	7.5	7.4	7.4	7.3	7.0



- [] Ranking at each section and finish
- .-.- No data available at this section
- NA No data available



Horse/Jockey Name	Jackson On Time
Final Rank	3
Fastest Section Time (Section)	0:11.07 (800m)
Top Speed [km/h] (Section)	64.9 (800m)
Race State	Finished



Ipswich QLD Professional

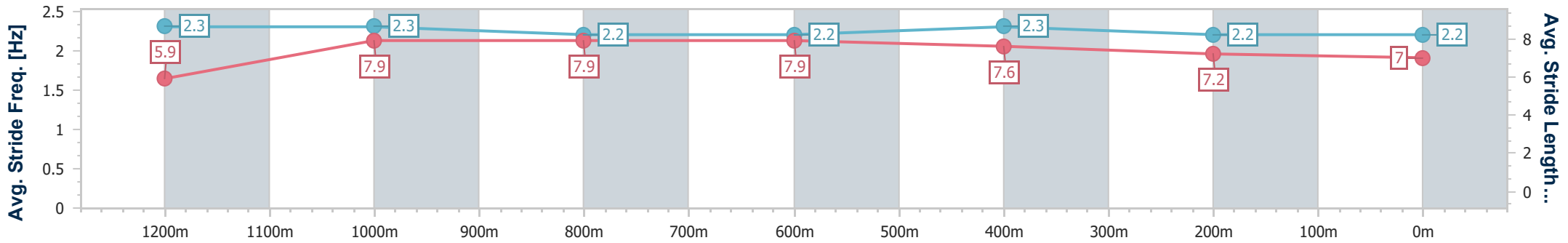
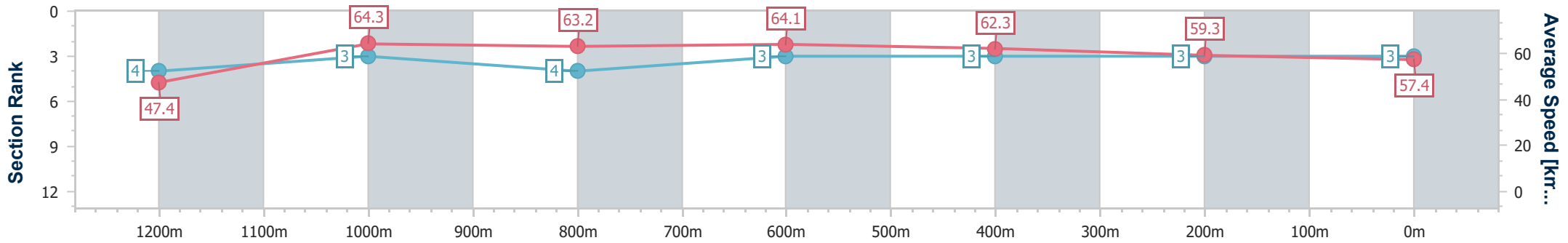
Race 2: TAB Maiden Plate - 1350m

05 April 2023 - 13:07



Track Rating: Good 4, Weather: Fine, Rail Position: +10M Entire

Section	Overall	1200m	1000m	800m	600m	400m	200m
Section Times	1:21.24 [3] (0:11.41)	1:09.83 [4] (0:11.19)	0:58.64 [3] (0:11.32)	0:47.32 [4] (0:11.07)	0:36.25 [3] (0:11.50)	0:24.75 [3] (0:12.20)	0:12.55 [3] (0:12.55)
Average Speed [km/h]	47.4	64.3	63.2	64.1	62.3	59.3	57.4
Top Speed [km/h]	63.0	64.9	64.0	64.9	64.0	60.6	59.6
Avg. Dist. to Rail [m]	1.3	0.7	1.8	4.0	1.5	2.2	3.9
Avg. Stride Freq. [Hz]	2.3	2.3	2.2	2.2	2.3	2.2	2.2
Avg. Stride Length [m]	5.9	7.9	7.9	7.9	7.6	7.2	7.0



- [] Ranking at each section and finish
- .-.- No data available at this section
- NA No data available



Horse/Jockey Name	Encompass
Final Rank	4
Fastest Section Time (Section)	0:11.09 (1200m)
Top Speed [km/h] (Section)	66.3 (1200m)
Race State	Finished



Ipswich QLD Professional

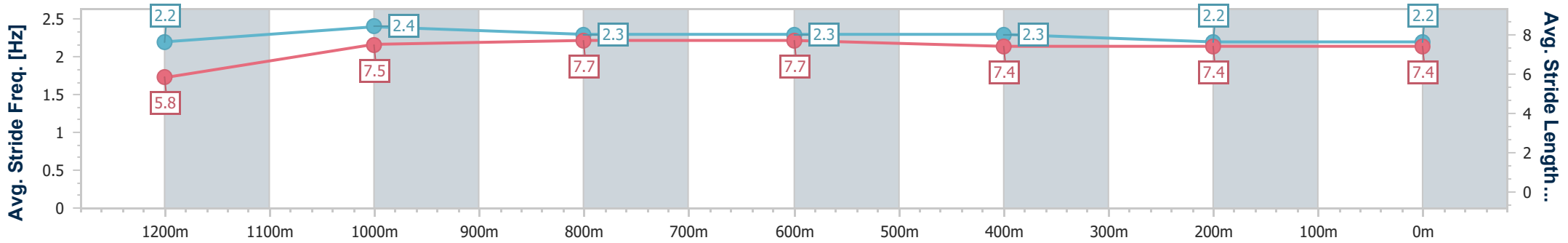
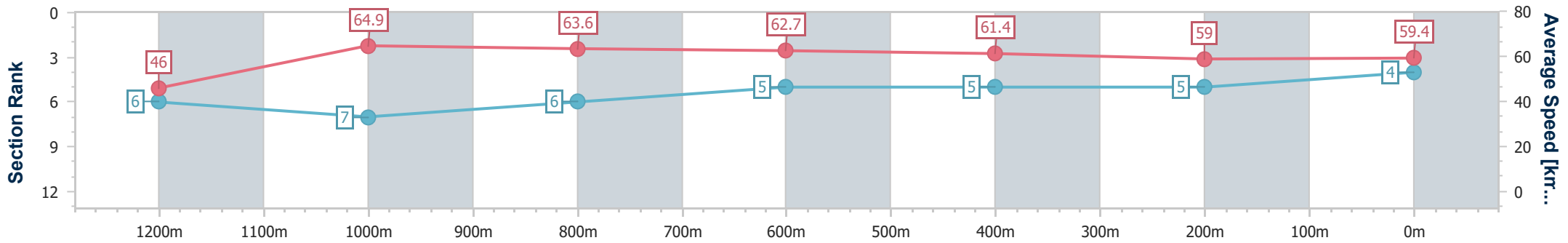
Race 2: TAB Maiden Plate - 1350m

05 April 2023 - 13:07



Track Rating: Good 4, Weather: Fine, Rail Position: +10M Entire

Section	Overall	1200m	1000m	800m	600m	400m	200m
Section Times	1:21.69 [4] (0:11.77)	1:09.92 [6] (0:11.09)	0:58.83 [7] (0:11.25)	0:47.58 [6] (0:11.38)	0:36.20 [5] (0:11.78)	0:24.42 [5] (0:12.29)	0:12.13 [5] (0:12.13)
Average Speed [km/h]	46.0	64.9	63.6	62.7	61.4	59.0	59.4
Top Speed [km/h]	65.5	66.3	65.0	63.4	63.2	60.0	60.3
Avg. Dist. to Rail [m]	3.0	0.5	1.5	2.0	0.9	1.8	2.6
Avg. Stride Freq. [Hz]	2.2	2.4	2.3	2.3	2.3	2.2	2.2
Avg. Stride Length [m]	5.8	7.5	7.7	7.7	7.4	7.4	7.4



- [] Ranking at each section and finish
- .-.- No data available at this section
- NA No data available



Horse/Jockey Name	Prince Of Pop
Final Rank	5
Fastest Section Time (Section)	0:11.20 (1000m)
Top Speed [km/h] (Section)	64.9 (1000m)
Race State	Finished



Ipswich QLD Professional

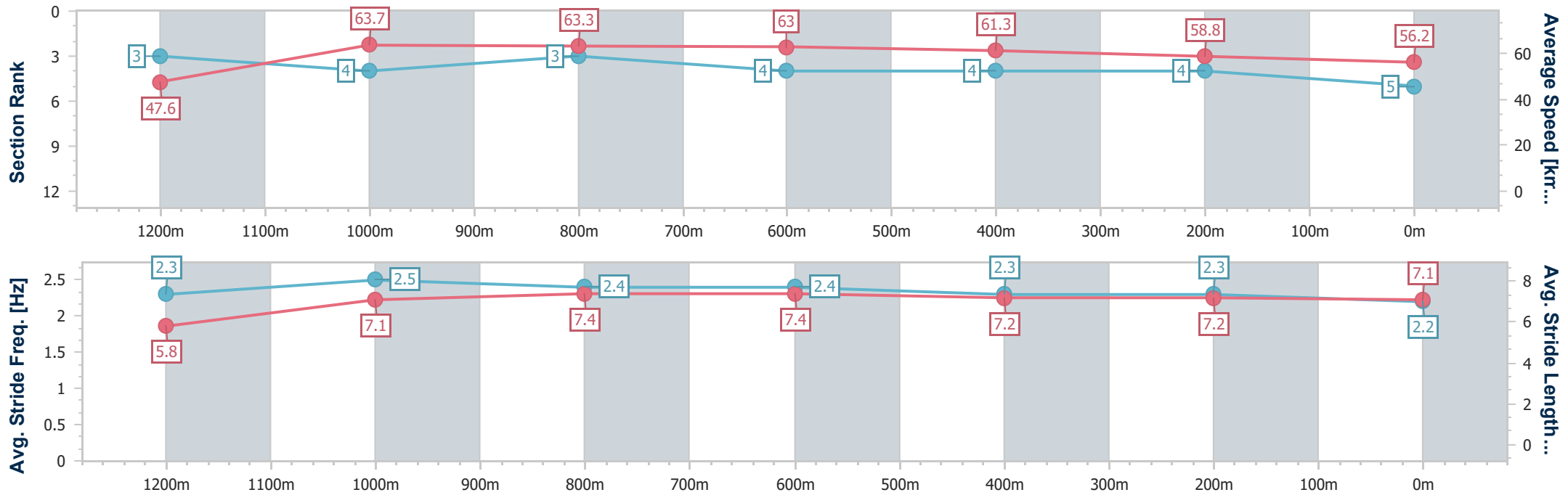
Race 2: TAB Maiden Plate - 1350m

05 April 2023 - 13:07



Track Rating: Good 4, Weather: Fine, Rail Position: +10M Entire

Section	Overall	1200m	1000m	800m	600m	400m	200m
Section Times	1:21.81 [5] (0:11.35)	1:10.46 [3] (0:11.26)	0:59.20 [4] (0:11.20)	0:48.00 [3] (0:11.25)	0:36.75 [4] (0:11.71)	0:25.04 [4] (0:12.24)	0:12.80 [4] (0:12.80)
Average Speed [km/h]	47.6	63.7	63.3	63.0	61.3	58.8	56.2
Top Speed [km/h]	64.2	64.4	64.9	64.0	63.5	60.1	57.7
Avg. Dist. to Rail [m]	0.9	2.7	4.9	4.2	1.2	0.4	0.4
Avg. Stride Freq. [Hz]	2.3	2.5	2.4	2.4	2.3	2.3	2.2
Avg. Stride Length [m]	5.8	7.1	7.4	7.4	7.2	7.2	7.1



- [] Ranking at each section and finish
- .-.- No data available at this section
- NA No data available



Horse/Jockey Name	Mont Royal
Final Rank	6
Fastest Section Time (Section)	0:11.13 (1200m)
Top Speed [km/h] (Section)	65.8 (1200m)
Race State	Finished



Ipswich QLD Professional

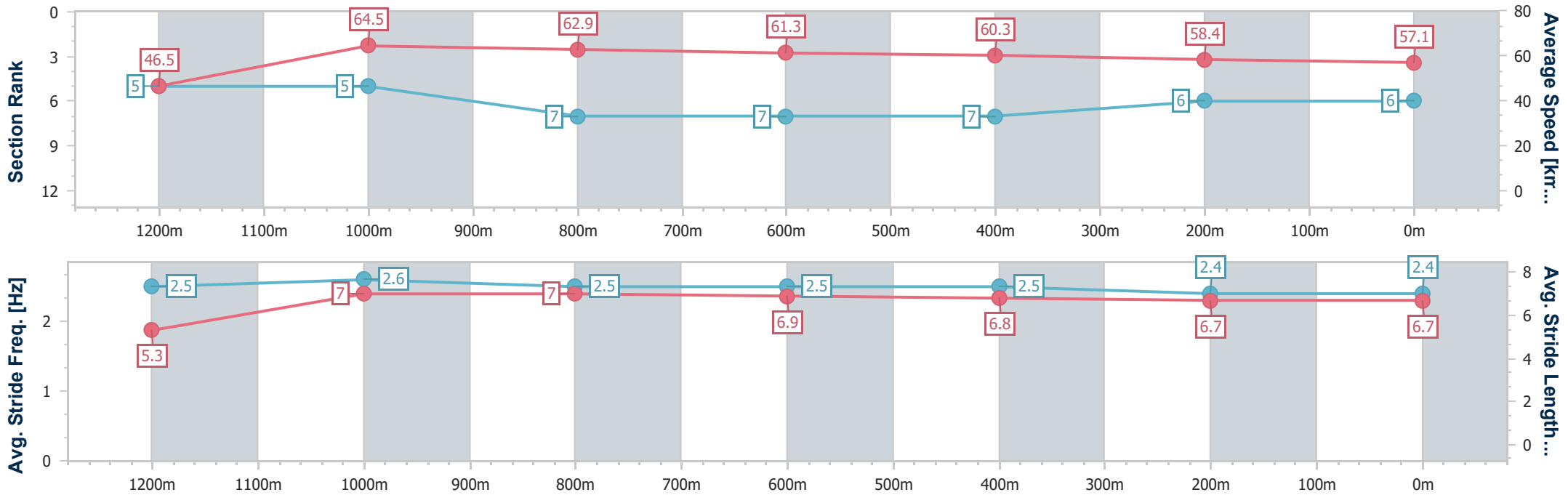
Race 2: TAB Maiden Plate - 1350m

05 April 2023 - 13:07



Track Rating: Good 4, Weather: Fine, Rail Position: +10M Entire

Section	Overall	1200m	1000m	800m	600m	400m	200m
Section Times	1:22.50 [6] (0:11.62)	1:10.88 [5] (0:11.13)	0:59.75 [5] (0:11.38)	0:48.37 [7] (0:11.63)	0:36.74 [7] (0:11.83)	0:24.91 [7] (0:12.31)	0:12.60 [6] (0:12.60)
Average Speed [km/h]	46.5	64.5	62.9	61.3	60.3	58.4	57.1
Top Speed [km/h]	63.7	65.8	63.7	61.9	61.5	59.5	58.3
Avg. Dist. to Rail [m]	0.7	0.9	2.2	2.9	2.1	0.5	0.4
Avg. Stride Freq. [Hz]	2.5	2.6	2.5	2.5	2.5	2.4	2.4
Avg. Stride Length [m]	5.3	7.0	7.0	6.9	6.8	6.7	6.7



- [] Ranking at each section and finish
- .-.- No data available at this section
- NA No data available



Horse/Jockey Name	Agro Again
Final Rank	7
Fastest Section Time (Section)	0:11.20 (1200m)
Top Speed [km/h] (Section)	65.2 (1200m)
Race State	Finished



Ipswich QLD Professional

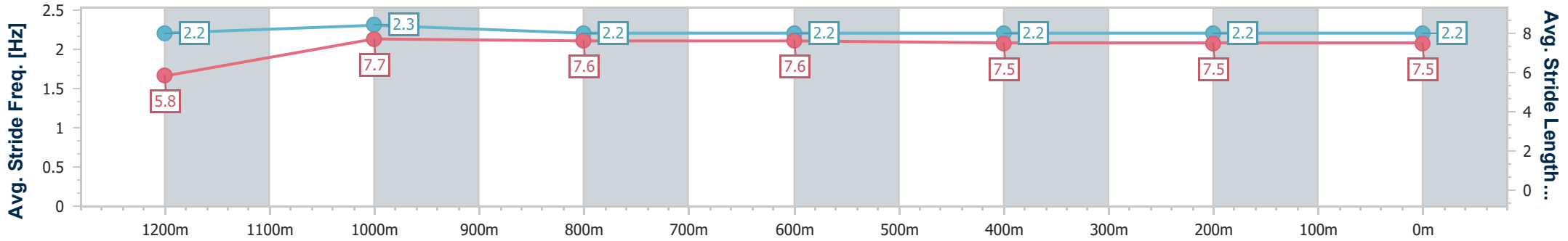
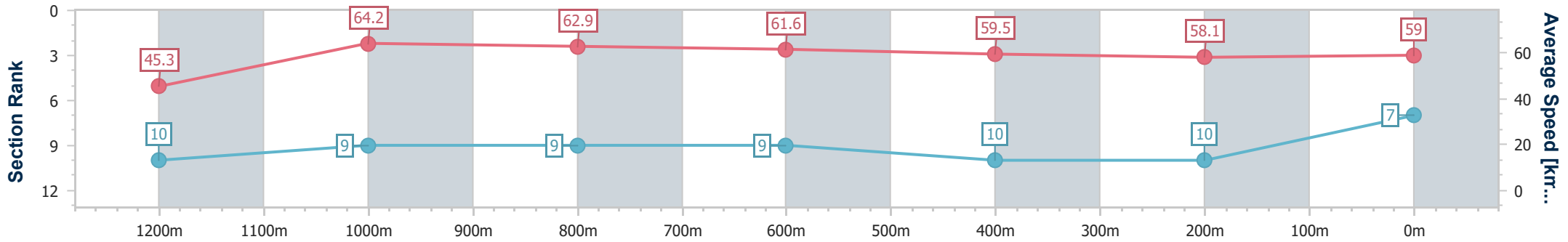
Race 2: TAB Maiden Plate - 1350m

05 April 2023 - 13:07



Track Rating: Good 4, Weather: Fine, Rail Position: +10M Entire

Section	Overall	1200m	1000m	800m	600m	400m	200m
Section Times	1:22.64 [7] (0:11.93)	1:10.71 [10] (0:11.20)	0:59.51 [9] (0:11.33)	0:48.18 [9] (0:11.51)	0:36.67 [9] (0:12.05)	0:24.62 [10] (0:12.41)	0:12.21 [10] (0:12.21)
Average Speed [km/h]	45.3	64.2	62.9	61.6	59.5	58.1	59.0
Top Speed [km/h]	63.3	65.2	63.7	63.0	61.2	59.3	59.8
Avg. Dist. to Rail [m]	1.8	1.8	3.3	3.4	1.2	0.5	1.2
Avg. Stride Freq. [Hz]	2.2	2.3	2.2	2.2	2.2	2.2	2.2
Avg. Stride Length [m]	5.8	7.7	7.6	7.6	7.5	7.5	7.5



- [] Ranking at each section and finish
- .-.- No data available at this section
- NA No data available



Horse/Jockey Name	Gemmayze
Final Rank	8
Fastest Section Time (Section)	0:11.37 (1000m)
Top Speed [km/h] (Section)	65.0 (1200m)
Race State	Finished



Ipswich QLD Professional

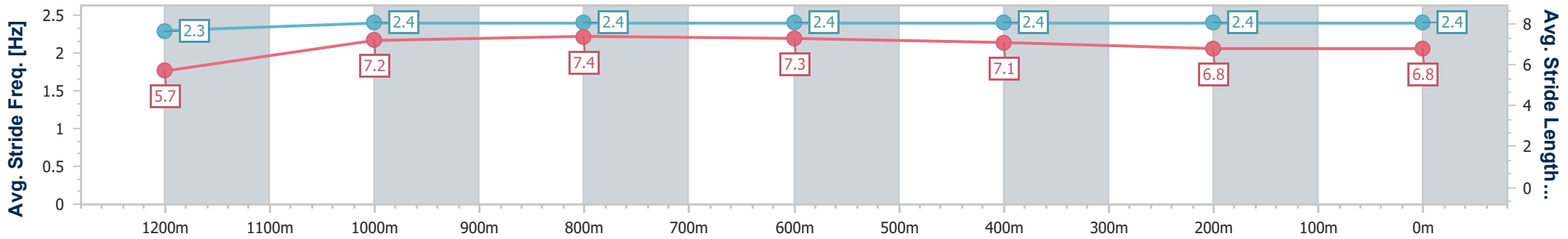
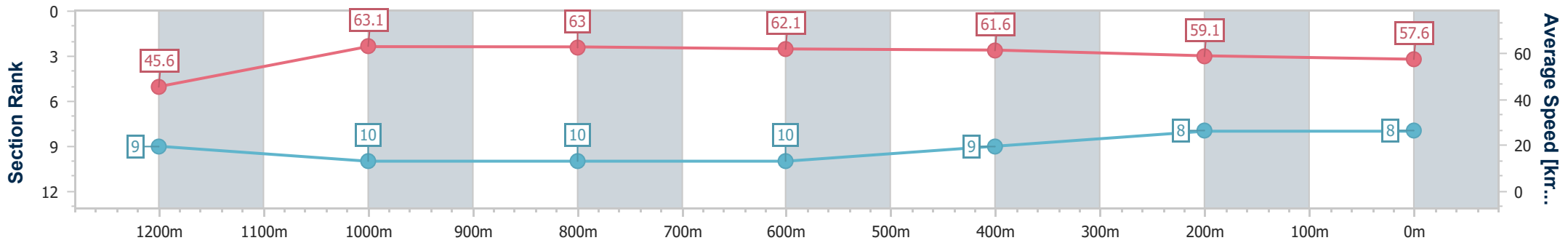
Race 2: TAB Maiden Plate - 1350m

05 April 2023 - 13:07



Track Rating: Good 4, Weather: Fine, Rail Position: +10M Entire

Section	Overall	1200m	1000m	800m	600m	400m	200m
Section Times	1:22.67 [8] (0:11.86)	1:10.81 [9] (0:11.42)	0:59.39 [10] (0:11.37)	0:48.02 [10] (0:11.51)	0:36.51 [10] (0:11.74)	0:24.77 [9] (0:12.28)	0:12.49 [8] (0:12.49)
Average Speed [km/h]	45.6	63.1	63.0	62.1	61.6	59.1	57.6
Top Speed [km/h]	63.8	65.0	62.9	62.8	62.8	60.6	58.1
Avg. Dist. to Rail [m]	6.4	1.8	2.2	1.6	0.8	2.9	4.1
Avg. Stride Freq. [Hz]	2.3	2.4	2.4	2.4	2.4	2.4	2.4
Avg. Stride Length [m]	5.7	7.2	7.4	7.3	7.1	6.8	6.8



- [] Ranking at each section and finish
- .-.- No data available at this section
- NA No data available



Horse/Jockey Name	Chooky Cheerleader
Final Rank	9
Fastest Section Time (Section)	0:11.27 (1200m)
Top Speed [km/h] (Section)	64.4 (1000m)
Race State	Finished



Ipswich QLD Professional

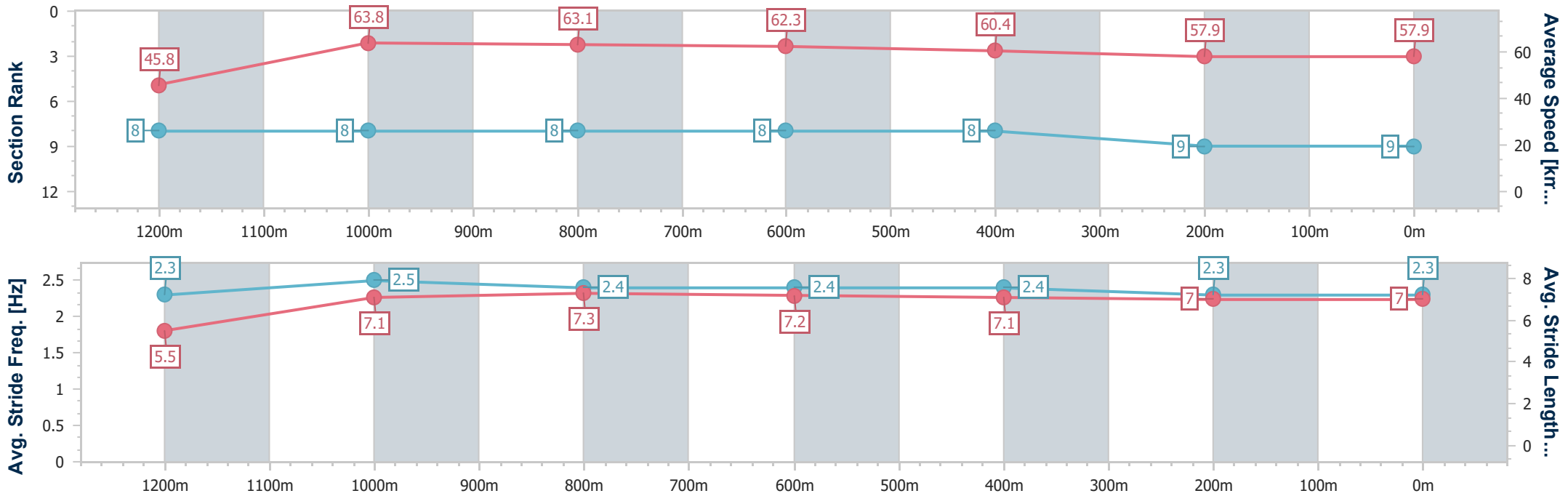
Race 2: TAB Maiden Plate - 1350m

05 April 2023 - 13:07



Track Rating: Good 4, Weather: Fine, Rail Position: +10M Entire

Section	Overall	1200m	1000m	800m	600m	400m	200m
Section Times	1:22.74 [9] (0:11.81)	1:10.93 [8] (0:11.27)	0:59.66 [8] (0:11.35)	0:48.31 [8] (0:11.47)	0:36.84 [8] (0:11.90)	0:24.94 [8] (0:12.50)	0:12.44 [9] (0:12.44)
Average Speed [km/h]	45.8	63.8	63.1	62.3	60.4	57.9	57.9
Top Speed [km/h]	63.9	64.3	64.4	63.1	62.7	59.4	58.3
Avg. Dist. to Rail [m]	2.1	0.6	1.9	1.8	0.3	1.3	1.9
Avg. Stride Freq. [Hz]	2.3	2.5	2.4	2.4	2.4	2.3	2.3
Avg. Stride Length [m]	5.5	7.1	7.3	7.2	7.1	7.0	7.0



- [] Ranking at each section and finish
- .-.- No data available at this section
- NA No data available



Horse/Jockey Name	Zoraydah
Final Rank	10
Fastest Section Time (Section)	0:10.99 (1200m)
Top Speed [km/h] (Section)	66.6 (Overall)
Race State	Finished



Ipswich QLD Professional

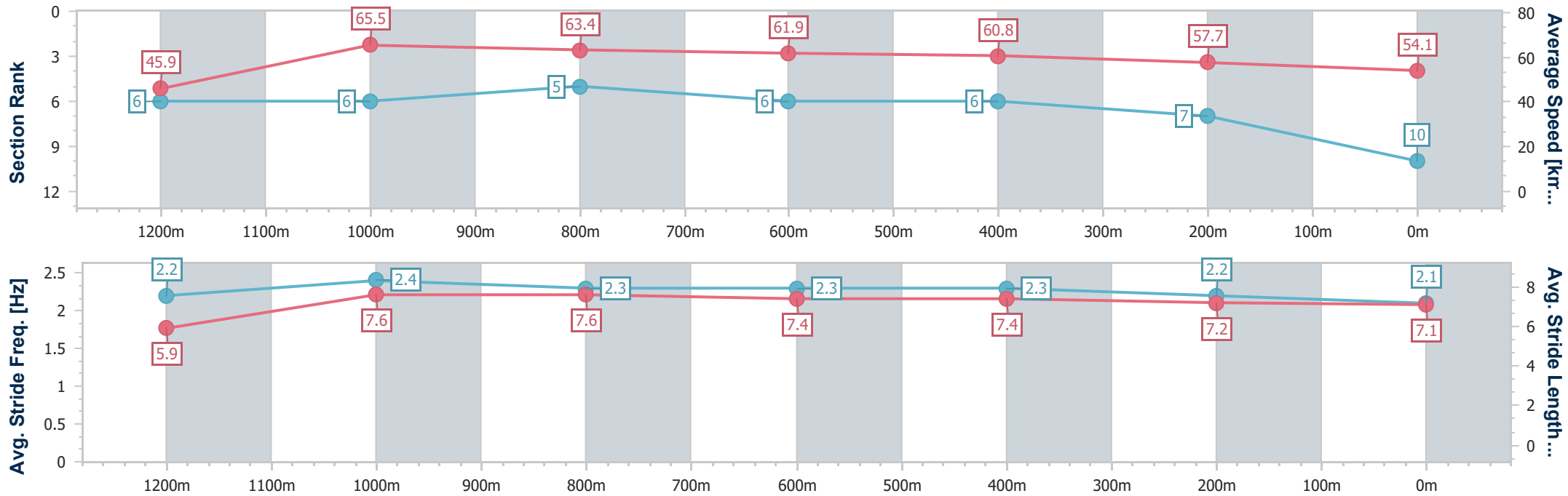
Race 2: TAB Maiden Plate - 1350m

05 April 2023 - 13:07



Track Rating: Good 4, Weather: Fine, Rail Position: +10M Entire

Section	Overall	1200m	1000m	800m	600m	400m	200m
Section Times	1:23.39 [10] (0:11.77)	1:11.62 [6] (0:10.99)	1:00.63 [6] (0:11.30)	0:49.33 [5] (0:11.62)	0:37.71 [6] (0:11.87)	0:25.84 [6] (0:12.54)	0:13.30 [7] (0:13.30)
Average Speed [km/h]	45.9	65.5	63.4	61.9	60.8	57.7	54.1
Top Speed [km/h]	66.6	66.6	64.3	62.3	62.0	58.9	56.4
Avg. Dist. to Rail [m]	4.7	0.7	1.2	0.5	0.5	1.6	2.3
Avg. Stride Freq. [Hz]	2.2	2.4	2.3	2.3	2.3	2.2	2.1
Avg. Stride Length [m]	5.9	7.6	7.6	7.4	7.4	7.2	7.1



- [] Ranking at each section and finish
- .-.- No data available at this section
- NA No data available