



Sunshine Coast QLD Professional

Race 5: SUNSHINE COAST DAILY Maiden Plate - 1200m



02 April 2023 - 15:36

Track Rating: Good 4, Weather: Fine, Rail Position: True

Section		Field Times											Last 600m					
		Overall	1000m	800m	600m	400m	200m						0:35.43					
		1:11.37 (0:13.61)	0:57.76 (0:10.78)	0:46.98 (0:11.55)	0:35.43 (0:11.65)	0:23.78 (0:11.39)	0:12.39 (0:12.39)											
Rank	TAB	Horse/Jockey	Barrier	Top Speed [km/h]	Fastest Section												Margin	Distance Travelled [m]
1	5	MINTAKA LAD	9	68.0	0:10.78	1:11.37 [1]	0:57.76 [1]	0:46.98 [1]	0:35.43 [1]	0:23.78 [1]	0:12.39 [1]	1:11.37	0:35.43					
		Jim Byrne		1000m	1000m	(0:13.61)	(0:10.78)	(0:11.55)	(0:11.65)	(0:11.39)	(0:12.39)							
2	2	I AM ARTIE	14	64.7	0:11.30	1:12.24 [2]	0:58.04 [7]	0:46.67 [6]	0:35.01 [7]	0:23.42 [7]	0:12.12 [3]	5L	0:35.01	+3				
		Jason Taylor		Overall	400m	(0:14.20)	(0:11.37)	(0:11.66)	(0:11.59)	(0:11.30)	(0:12.12)							
3	8	POWERALONG	3	66.7	0:11.25	1:12.69 [3]	0:58.59 [5]	0:47.34 [4]	0:35.75 [5]	0:24.02 [6]	0:12.48 [5]	7.5L	0:35.75	+3				
		Michael Cahill		1000m	1000m	(0:14.10)	(0:11.25)	(0:11.59)	(0:11.73)	(0:11.54)	(0:12.48)							
4	10	ROMEUS	2	64.2	0:11.46	1:12.76 [4]	0:58.66 [5]	0:47.15 [7]	0:35.69 [6]	0:24.19 [4]	0:12.59 [4]	7.8L	0:35.69	-5				
		Nikita Beriman		600m	800m	(0:14.10)	(0:11.51)	(0:11.46)	(0:11.50)	(0:11.60)	(0:12.59)							
5	17	SECRET RED	10	65.1	0:11.43	1:12.83 [5]	0:58.42 [10]	0:46.82 [11]	0:35.08 [13]	0:23.32 [13]	0:11.89 [11]	8.1L	0:35.08	+4				
		Matthew Powell		800m	400m	(0:14.41)	(0:11.60)	(0:11.74)	(0:11.76)	(0:11.43)	(0:11.89)							
6	15	ROAR HIDE	5	65.2	0:11.36	1:12.83 [6]	0:58.35 [11]	0:46.99 [10]	0:35.42 [9]	0:23.73 [10]	0:12.16 [9]	8.2L	0:35.42	+3				
		Samantha Collett		1000m	1000m	(0:14.48)	(0:11.36)	(0:11.57)	(0:11.69)	(0:11.57)	(0:12.16)							
7	7	PAIENBARA	15	64.9	0:11.37	1:12.98 [7]	0:58.19 [13]	0:46.82 [13]	0:35.42 [11]	0:24.02 [9]	0:12.46 [8]	9L	0:35.42	-6				
		Georgina Cartwright		1000m	1000m	(0:14.79)	(0:11.37)	(0:11.40)	(0:11.40)	(0:11.56)	(0:12.46)							
8	20	CHANCE WITH WOLVES	4	64.6	0:11.35	1:13.00 [8]	0:58.61 [9]	0:47.26 [8]	0:35.62 [8]	0:24.07 [8]	0:12.49 [7]	9.1L	0:35.62	+0				
		Adin Thompson		1000m	1000m	(0:14.39)	(0:11.35)	(0:11.64)	(0:11.55)	(0:11.58)	(0:12.49)							
9	14	TWOSEY	11	66.5	0:11.14	1:13.10 [9]	0:59.23 [3]	0:48.09 [3]	0:36.63 [2]	0:24.86 [2]	0:13.03 [2]	9.6L	0:36.63	+1				
		Craig Robertson		1000m	1000m	(0:13.87)	(0:11.14)	(0:11.46)	(0:11.77)	(0:11.83)	(0:13.03)							
10	9	ROCKATHON	1	65.3	0:11.31	1:13.16 [10]	0:59.07 [4]	0:47.76 [5]	0:36.27 [4]	0:24.78 [3]	0:12.92 [6]	9.8L	0:36.27	-4				
		Boris Thornton		Overall	1000m	(0:14.09)	(0:11.31)	(0:11.49)	(0:11.49)	(0:11.86)	(0:12.92)							

Scratched: Jatobi (#3), Lost In Transit (#4), Nadija (#6), Hallside Martini (#12), Spooky Spectre (#13), Licence To Thrill (#18), My Lawless Lady (#19), Shades Of Louvre (#21)



Sunshine Coast QLD Professional
Race 5: SUNSHINE COAST DAILY Maiden Plate - 1200m
02 April 2023 - 15:36



Track Rating: Good 4, Weather: Fine, Rail Position: True

Section		Overall	1000m	800m	600m	400m	200m	Last 600m					
Field Times		1:11.37 (0:13.61)	0:57.76 (0:10.78)	0:46.98 (0:11.55)	0:35.43 (0:11.65)	0:23.78 (0:11.39)	0:12.39 (0:12.39)	0:35.43					
Rank	TAB Horse/Jockey	Barrier	Top Speed [km/h]	Fastest Section	Margin							Distance Travelled [m]	
11	11 VAGABOND PRINCE Mark Du Plessis	18	65.6 800m	0:11.46 1000m	1:13.22 [11] (0:14.63)	0:58.59 [12] (0:11.46)	0:47.13 [12] (0:11.59)	0:35.54 [12] (0:11.47)	0:24.07 [11] (0:11.61)	0:12.46 [10] (0:12.46)	10L	0:35.54	+3
12	1 JIMMY THE GYMNAST Ben Thompson	19	65.0 1000m	0:11.44 1000m	1:14.00 [12] (0:14.38)	0:59.62 [8] (0:11.44)	0:48.18 [9] (0:11.62)	0:36.56 [10] (0:11.81)	0:24.75 [12] (0:11.75)	0:13.00 [12] (0:13.00)	14.5L	0:36.56	+4
13	16 STANAGE BAY Cody Collis	7	67.3 Overall	0:11.06 1000m	1:14.99 [13] (0:13.87)	1:01.12 [2] (0:11.06)	0:50.06 [2] (0:11.54)	0:38.52 [3] (0:12.19)	0:26.33 [5] (0:12.38)	0:13.95 [13] (0:13.95)	20.3L	0:38.52	-5

Scratched: Jatobi (#3), Lost In Transit (#4), Nadija (#6), Hallside Martini (#12), Spooky Spectre (#13), Licence To Thrill (#18), My Lawless Lady (#19), Shades Of Louvre (#21)

[] Ranking at each section and finish
 -:-:- No data available at this section
 NA No data available

SCN Saddle cloth number
 DNF Did not finish
 DNT Did not track



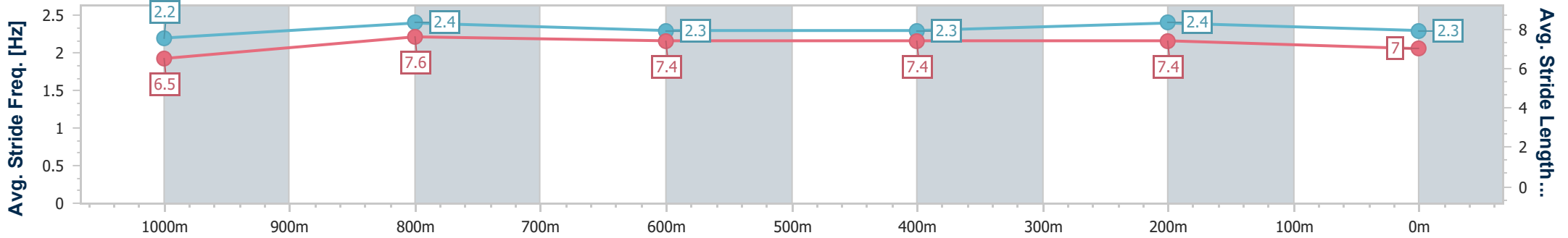
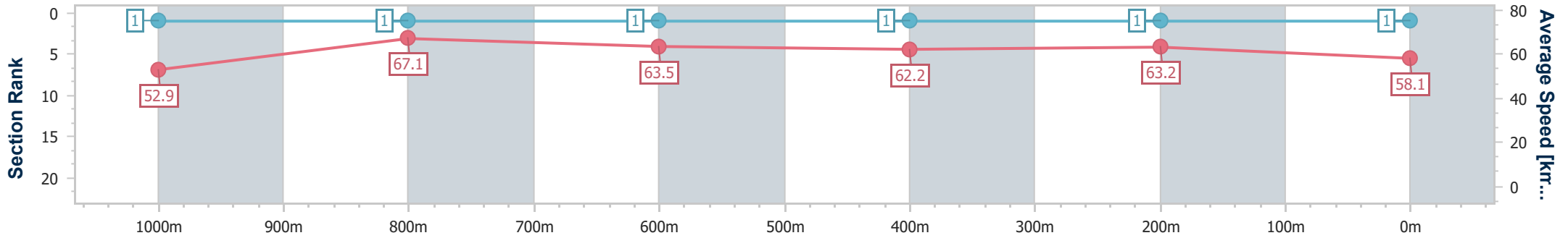
Horse/Jockey Name	Mintaka Lad
Final Rank	1
Fastest Section Time (Section)	0:10.78 (1000m)
Top Speed [km/h] (Section)	68.0 (1000m)
Race State	Finished



Sunshine Coast QLD Professional
 Race 5: SUNSHINE COAST DAILY Maiden Plate - 1200m
 02 April 2023 - 15:36
 Track Rating: Good 4, Weather: Fine, Rail Position: True



Section	Overall	1000m	800m	600m	400m	200m
Section Times	1:11.37 [1] (0:13.61)	0:57.76 [1] (0:10.78)	0:46.98 [1] (0:11.55)	0:35.43 [1] (0:11.65)	0:23.78 [1] (0:11.39)	0:12.39 [1]
Average Speed [km/h]	52.9	67.1	63.5	62.2	63.2	58.1
Top Speed [km/h]	67.1	68.0	65.1	64.0	64.4	62.3
Avg. Dist. to Rail [m]	8.4	2.7	2.9	1.0	2.9	1.6
Avg. Stride Freq. [Hz]	2.2	2.4	2.3	2.3	2.4	2.3
Avg. Stride Length [m]	6.5	7.6	7.4	7.4	7.4	7.0



- [] Ranking at each section and finish
- .-.- No data available at this section
- NA No data available



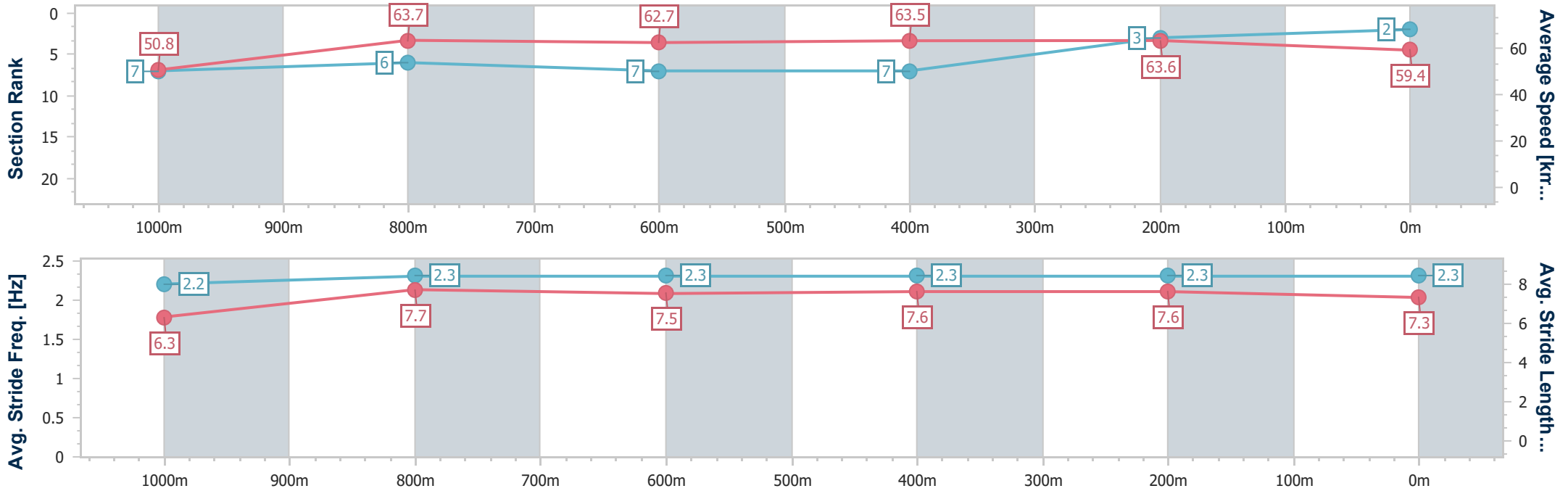
Horse/Jockey Name	I Am Artie
Final Rank	2
Fastest Section Time (Section)	0:11.30 (400m)
Top Speed [km/h] (Section)	64.7 (Overall)
Race State	Finished



Sunshine Coast QLD Professional
 Race 5: SUNSHINE COAST DAILY Maiden Plate - 1200m
 02 April 2023 - 15:36
 Track Rating: Good 4, Weather: Fine, Rail Position: True



Section	Overall	1000m	800m	600m	400m	200m
Section Times	1:12.24 [2] (0:14.20)	0:58.04 [7] (0:11.37)	0:46.67 [6] (0:11.66)	0:35.01 [7] (0:11.59)	0:23.42 [7] (0:11.30)	0:12.12 [3] (0:12.12)
Average Speed [km/h]	50.8	63.7	62.7	63.5	63.6	59.4
Top Speed [km/h]	64.7	64.7	63.9	64.4	64.5	62.2
Avg. Dist. to Rail [m]	11.9	3.6	2.4	3.5	8.0	5.0
Avg. Stride Freq. [Hz]	2.2	2.3	2.3	2.3	2.3	2.3
Avg. Stride Length [m]	6.3	7.7	7.5	7.6	7.6	7.3



- [] Ranking at each section and finish
- .-.- No data available at this section
- NA No data available



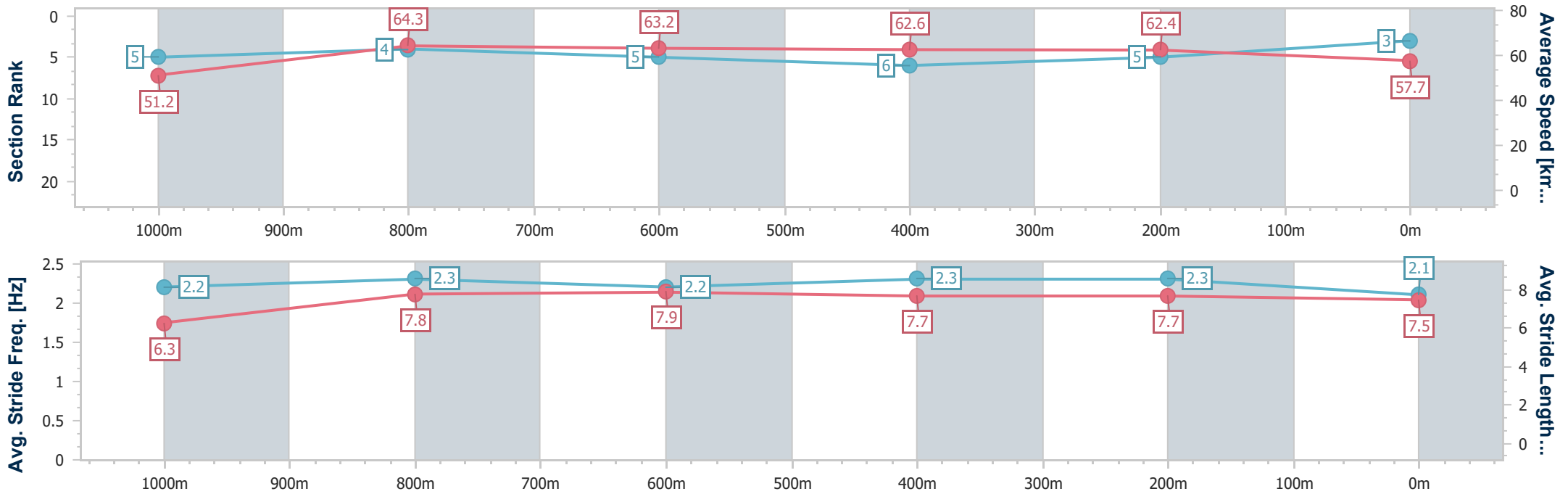
Horse/Jockey Name	Poweralong
Final Rank	3
Fastest Section Time (Section)	0:11.25 (1000m)
Top Speed [km/h] (Section)	66.7 (1000m)
Race State	Finished



Sunshine Coast QLD Professional
 Race 5: SUNSHINE COAST DAILY Maiden Plate - 1200m
 02 April 2023 - 15:36
 Track Rating: Good 4, Weather: Fine, Rail Position: True



Section	Overall	1000m	800m	600m	400m	200m
Section Times	1:12.69 [3] (0:14.10)	0:58.59 [5] (0:11.25)	0:47.34 [4] (0:11.59)	0:35.75 [5] (0:11.73)	0:24.02 [6] (0:11.54)	0:12.48 [5]
Average Speed [km/h]	51.2	64.3	63.2	62.6	62.4	57.7
Top Speed [km/h]	66.2	66.7	64.1	63.6	64.0	61.1
Avg. Dist. to Rail [m]	4.7	3.0	2.8	3.5	7.3	6.9
Avg. Stride Freq. [Hz]	2.2	2.3	2.2	2.3	2.3	2.1
Avg. Stride Length [m]	6.3	7.8	7.9	7.7	7.7	7.5



- [] Ranking at each section and finish
- .-.- No data available at this section
- NA No data available



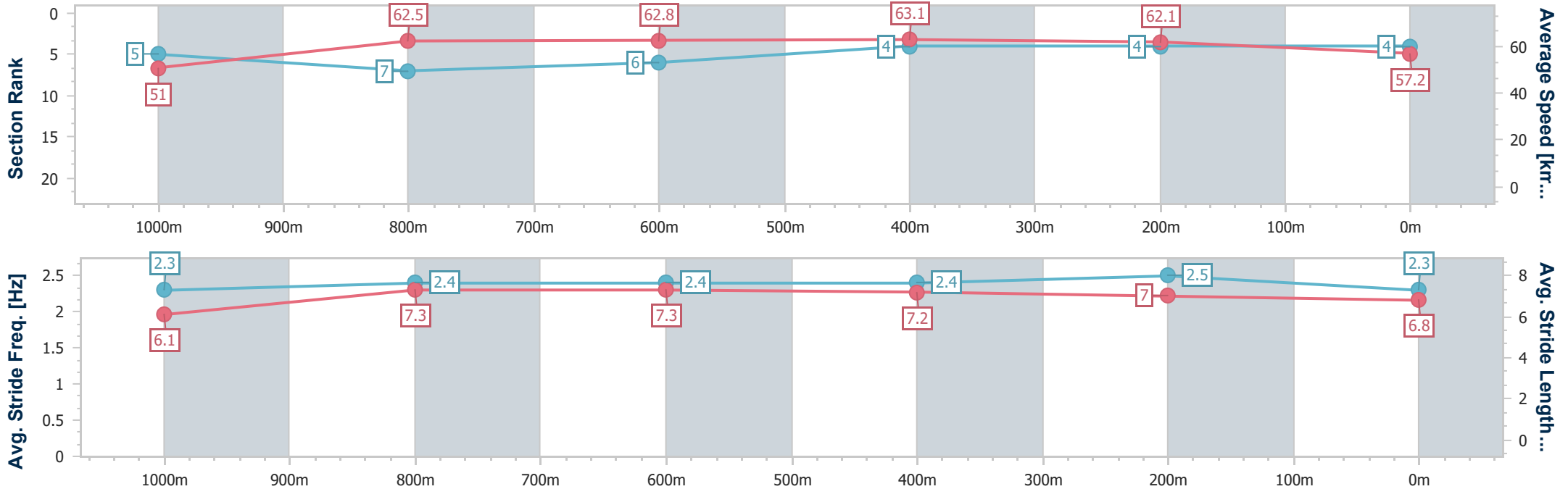
Horse/Jockey Name	Romeus
Final Rank	4
Fastest Section Time (Section)	0:11.46 (800m)
Top Speed [km/h] (Section)	64.2 (600m)
Race State	Finished



Sunshine Coast QLD Professional
 Race 5: SUNSHINE COAST DAILY Maiden Plate - 1200m
 02 April 2023 - 15:36
 Track Rating: Good 4, Weather: Fine, Rail Position: True



Section	Overall	1000m	800m	600m	400m	200m
Section Times	1:12.76 [4] (0:14.10)	0:58.66 [5] (0:11.51)	0:47.15 [7] (0:11.46)	0:35.69 [6] (0:11.50)	0:24.19 [4] (0:11.60)	0:12.59 [4] (0:12.59)
Average Speed [km/h]	51.0	62.5	62.8	63.1	62.1	57.2
Top Speed [km/h]	63.7	63.6	63.9	64.2	64.0	61.0
Avg. Dist. to Rail [m]	2.0	0.4	0.3	1.4	4.3	2.7
Avg. Stride Freq. [Hz]	2.3	2.4	2.4	2.4	2.5	2.3
Avg. Stride Length [m]	6.1	7.3	7.3	7.2	7.0	6.8



- [] Ranking at each section and finish
- .-.- No data available at this section
- NA No data available



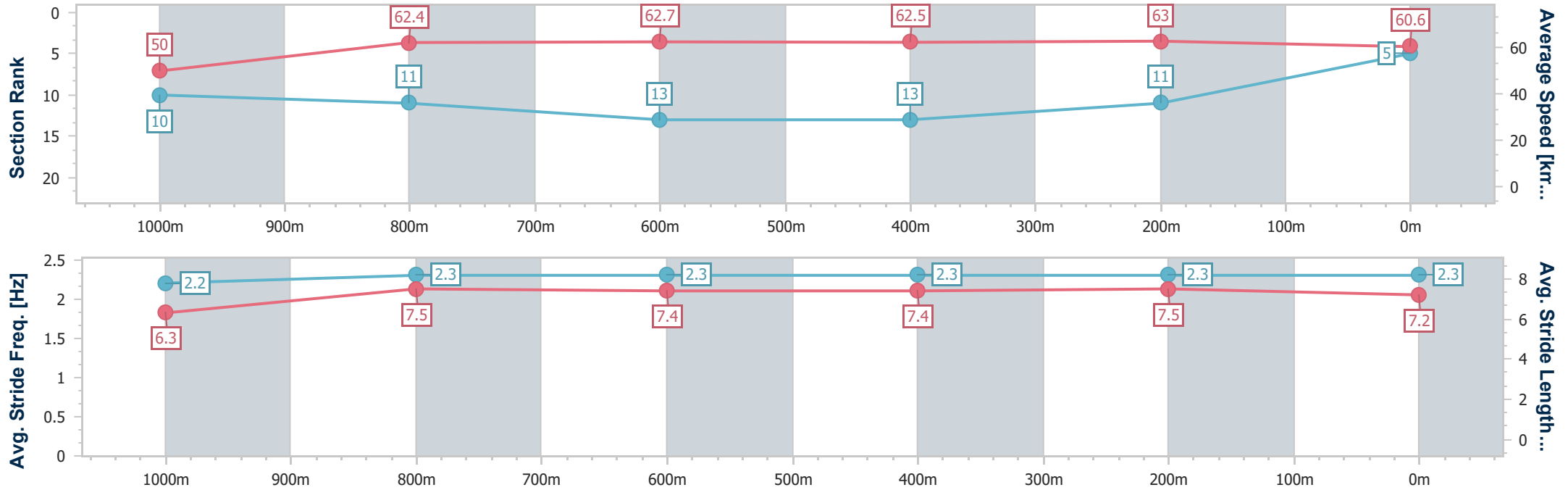
Horse/Jockey Name	Secret Red
Final Rank	5
Fastest Section Time (Section)	0:11.43 (400m)
Top Speed [km/h] (Section)	65.1 (800m)
Race State	Finished



Sunshine Coast QLD Professional
 Race 5: SUNSHINE COAST DAILY Maiden Plate - 1200m
 02 April 2023 - 15:36
 Track Rating: Good 4, Weather: Fine, Rail Position: True



Section	Overall	1000m	800m	600m	400m	200m
Section Times	1:12.83 [5] (0:14.41)	0:58.42 [10] (0:11.60)	0:46.82 [11] (0:11.74)	0:35.08 [13] (0:11.76)	0:23.32 [13] (0:11.43)	0:11.89 [11] (0:11.89)
Average Speed [km/h]	50.0	62.4	62.7	62.5	63.0	60.6
Top Speed [km/h]	63.5	64.2	65.1	64.3	64.2	62.5
Avg. Dist. to Rail [m]	5.0	1.7	3.9	3.4	6.8	8.5
Avg. Stride Freq. [Hz]	2.2	2.3	2.3	2.3	2.3	2.3
Avg. Stride Length [m]	6.3	7.5	7.4	7.4	7.5	7.2



- [] Ranking at each section and finish
- .-.- No data available at this section
- NA No data available



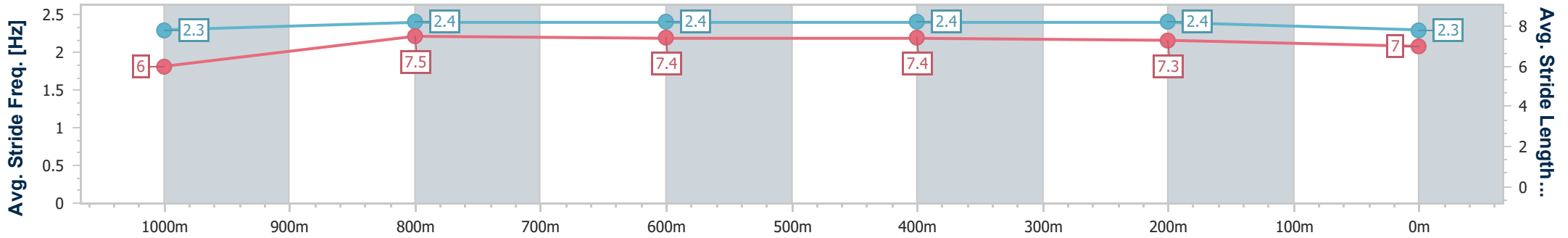
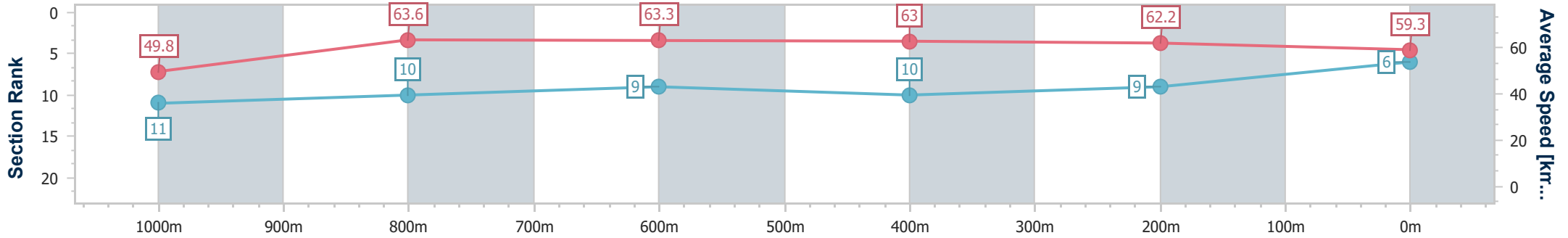
Horse/Jockey Name	Roar Hide
Final Rank	6
Fastest Section Time (Section)	0:11.36 (1000m)
Top Speed [km/h] (Section)	65.2 (1000m)
Race State	Finished



Sunshine Coast QLD Professional
 Race 5: SUNSHINE COAST DAILY Maiden Plate - 1200m
 02 April 2023 - 15:36
 Track Rating: Good 4, Weather: Fine, Rail Position: True



Section	Overall	1000m	800m	600m	400m	200m
Section Times	1:12.83 [6] (0:14.48)	0:58.35 [11] (0:11.36)	0:46.99 [10] (0:11.57)	0:35.42 [9] (0:11.69)	0:23.73 [10] (0:11.57)	0:12.16 [9] (0:12.16)
Average Speed [km/h]	49.8	63.6	63.3	63.0	62.2	59.3
Top Speed [km/h]	64.0	65.2	64.1	64.3	63.6	61.6
Avg. Dist. to Rail [m]	6.2	1.6	2.6	3.9	6.7	6.9
Avg. Stride Freq. [Hz]	2.3	2.4	2.4	2.4	2.4	2.3
Avg. Stride Length [m]	6.0	7.5	7.4	7.4	7.3	7.0



- [] Ranking at each section and finish
- .-.- No data available at this section
- NA No data available



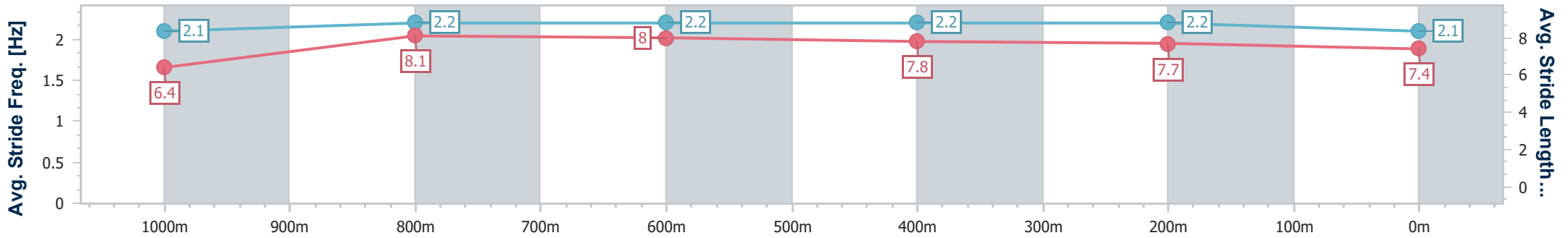
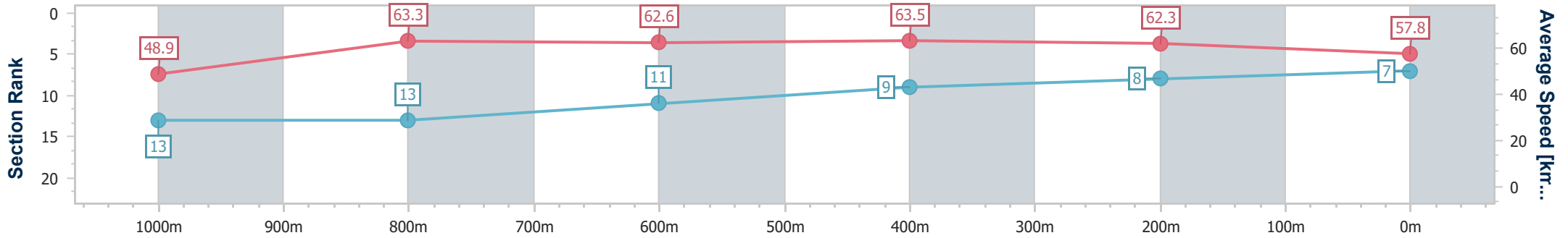
Horse/Jockey Name	Paienbara
Final Rank	7
Fastest Section Time (Section)	0:11.37 (1000m)
Top Speed [km/h] (Section)	64.9 (1000m)
Race State	Finished



Sunshine Coast QLD Professional
 Race 5: SUNSHINE COAST DAILY Maiden Plate - 1200m
 02 April 2023 - 15:36
 Track Rating: Good 4, Weather: Fine, Rail Position: True



Section	Overall	1000m	800m	600m	400m	200m
Section Times	1:12.98 [7] (0:14.79)	0:58.19 [13] (0:11.37)	0:46.82 [13] (0:11.40)	0:35.42 [11] (0:11.40)	0:24.02 [9] (0:11.56)	0:12.46 [8] (0:12.46)
Average Speed [km/h]	48.9	63.3	62.6	63.5	62.3	57.8
Top Speed [km/h]	63.1	64.9	64.6	64.8	63.7	60.8
Avg. Dist. to Rail [m]	7.0	0.4	1.3	1.1	3.4	0.6
Avg. Stride Freq. [Hz]	2.1	2.2	2.2	2.2	2.2	2.1
Avg. Stride Length [m]	6.4	8.1	8.0	7.8	7.7	7.4



- [] Ranking at each section and finish
- .-.- No data available at this section
- NA No data available



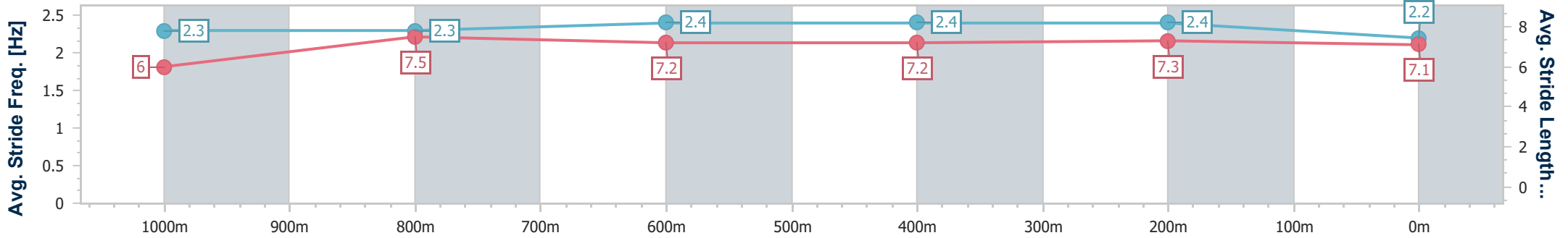
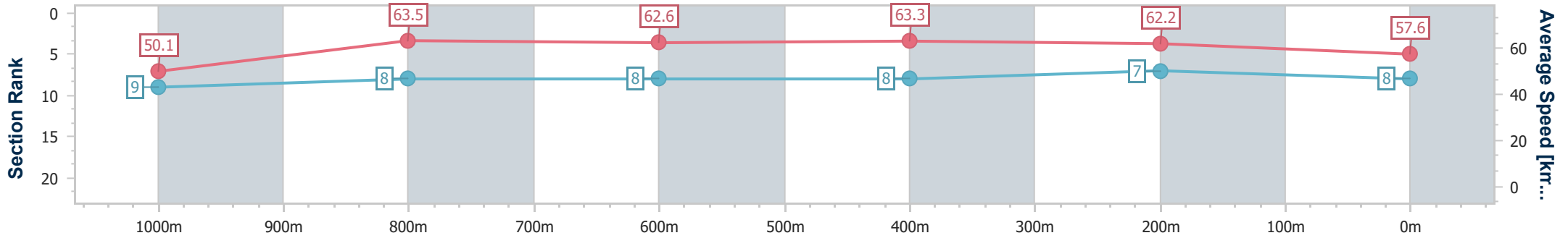
Horse/Jockey Name	Chance With Wolves
Final Rank	8
Fastest Section Time (Section)	0:11.35 (1000m)
Top Speed [km/h] (Section)	64.6 (1000m)
Race State	Finished



Sunshine Coast QLD Professional
 Race 5: SUNSHINE COAST DAILY Maiden Plate - 1200m
 02 April 2023 - 15:36
 Track Rating: Good 4, Weather: Fine, Rail Position: True



Section	Overall	1000m	800m	600m	400m	200m
Section Times	1:13.00 [8] (0:14.39)	0:58.61 [9] (0:11.35)	0:47.26 [8] (0:11.64)	0:35.62 [8] (0:11.55)	0:24.07 [8] (0:11.58)	0:12.49 [7] (0:12.49)
Average Speed [km/h]	50.1	63.5	62.6	63.3	62.2	57.6
Top Speed [km/h]	64.3	64.6	63.8	64.2	64.3	60.3
Avg. Dist. to Rail [m]	3.9	0.3	2.2	2.5	5.6	5.1
Avg. Stride Freq. [Hz]	2.3	2.3	2.4	2.4	2.4	2.2
Avg. Stride Length [m]	6.0	7.5	7.2	7.2	7.3	7.1



- [] Ranking at each section and finish
- .-.- No data available at this section
- NA No data available



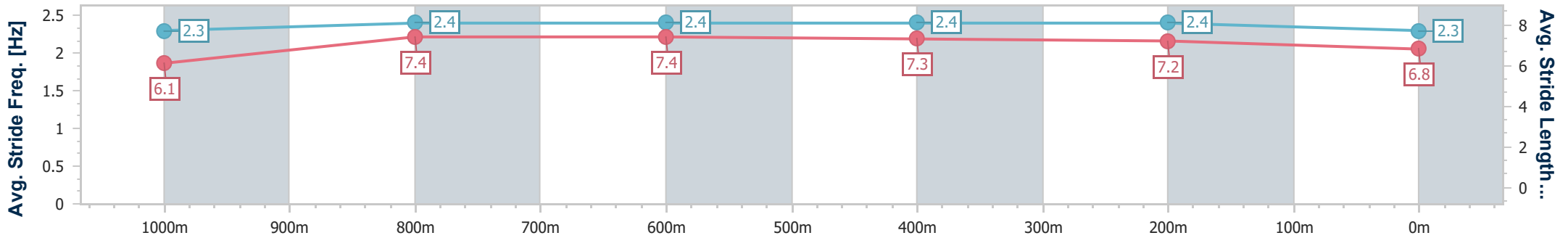
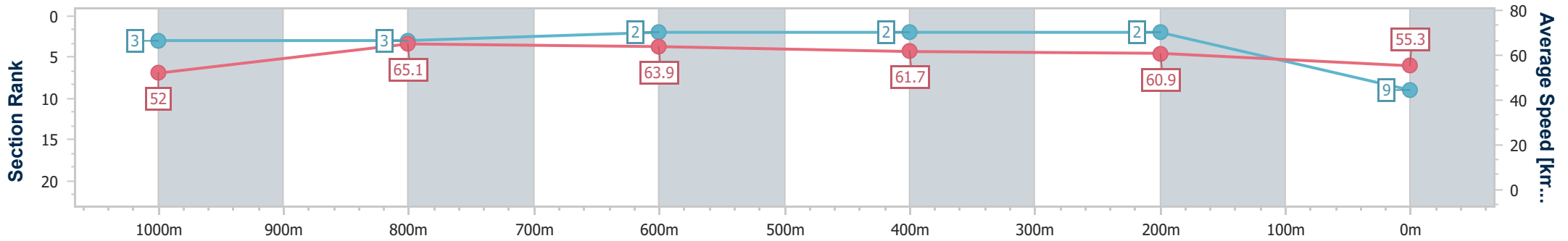
Horse/Jockey Name	Twosey
Final Rank	9
Fastest Section Time (Section)	0:11.14 (1000m)
Top Speed [km/h] (Section)	66.5 (1000m)
Race State	Finished



Sunshine Coast QLD Professional
 Race 5: SUNSHINE COAST DAILY Maiden Plate - 1200m
 02 April 2023 - 15:36
 Track Rating: Good 4, Weather: Fine, Rail Position: True



Section	Overall	1000m	800m	600m	400m	200m
Section Times	1:13.10 [9] (0:13.87)	0:59.23 [3] (0:11.14)	0:48.09 [3] (0:11.46)	0:36.63 [2] (0:11.77)	0:24.86 [2] (0:11.83)	0:13.03 [2]
Average Speed [km/h]	52.0	65.1	63.9	61.7	60.9	55.3
Top Speed [km/h]	65.6	66.5	65.5	64.3	62.0	58.9
Avg. Dist. to Rail [m]	9.6	3.6	2.9	1.6	1.5	0.3
Avg. Stride Freq. [Hz]	2.3	2.4	2.4	2.4	2.4	2.3
Avg. Stride Length [m]	6.1	7.4	7.4	7.3	7.2	6.8



- [] Ranking at each section and finish
- .-.- No data available at this section
- NA No data available



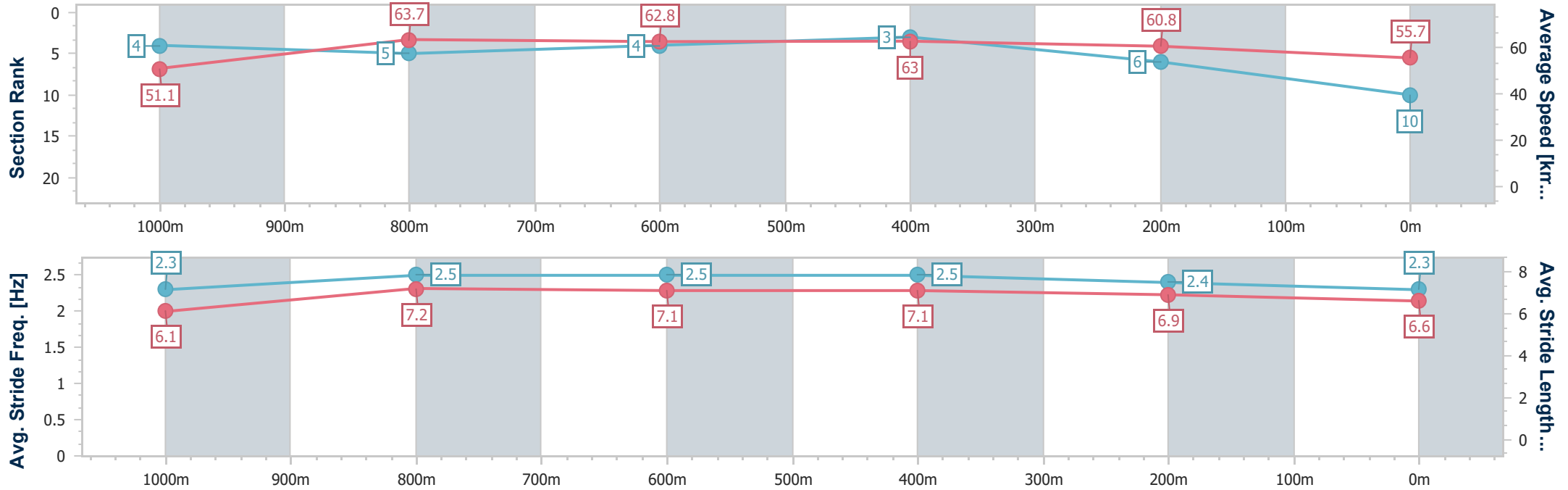
Horse/Jockey Name	Rockathon
Final Rank	10
Fastest Section Time (Section)	0:11.31 (1000m)
Top Speed [km/h] (Section)	65.3 (Overall)
Race State	Finished



Sunshine Coast QLD Professional
 Race 5: SUNSHINE COAST DAILY Maiden Plate - 1200m
 02 April 2023 - 15:36
 Track Rating: Good 4, Weather: Fine, Rail Position: True



Section	Overall	1000m	800m	600m	400m	200m
Section Times	1:13.16 [10] (0:14.09)	0:59.07 [4] (0:11.31)	0:47.76 [5] (0:11.49)	0:36.27 [4] (0:11.49)	0:24.78 [3] (0:11.86)	0:12.92 [6] (0:12.92)
Average Speed [km/h]	51.1	63.7	62.8	63.0	60.8	55.7
Top Speed [km/h]	65.3	65.0	63.4	63.7	62.8	58.8
Avg. Dist. to Rail [m]	2.7	1.0	0.4	1.0	4.0	2.8
Avg. Stride Freq. [Hz]	2.3	2.5	2.5	2.5	2.4	2.3
Avg. Stride Length [m]	6.1	7.2	7.1	7.1	6.9	6.6



- [] Ranking at each section and finish
- .-.- No data available at this section
- NA No data available



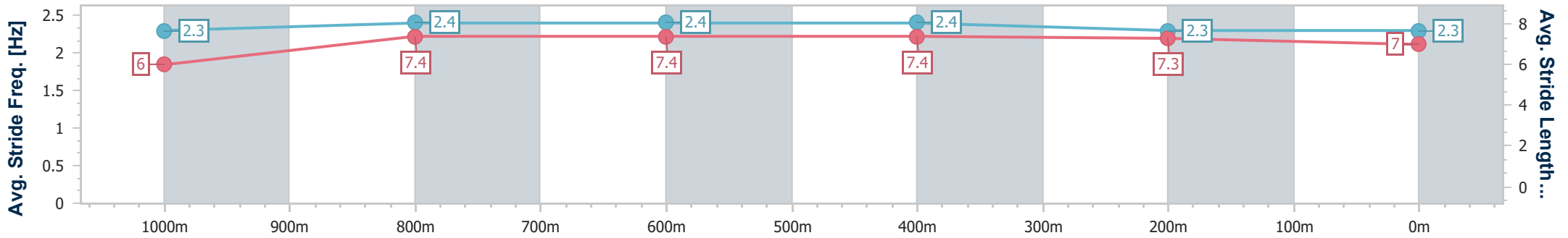
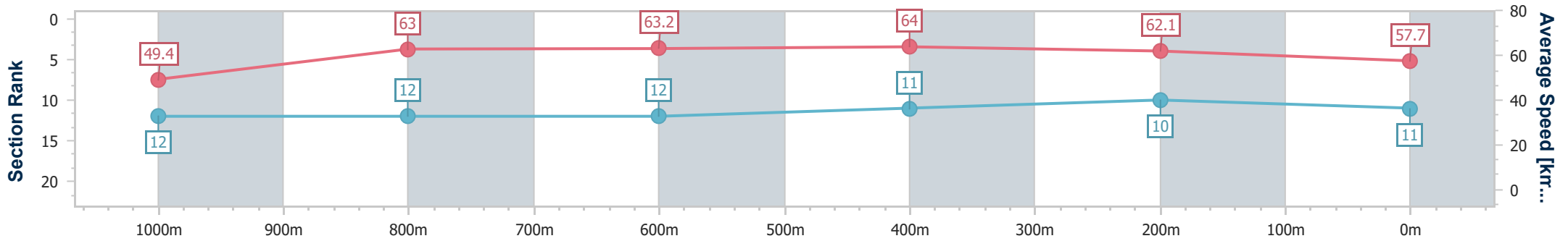
Horse/Jockey Name	Vagabond Prince
Final Rank	11
Fastest Section Time (Section)	0:11.46 (1000m)
Top Speed [km/h] (Section)	65.6 (800m)
Race State	Finished



Sunshine Coast QLD Professional
 Race 5: SUNSHINE COAST DAILY Maiden Plate - 1200m
 02 April 2023 - 15:36
 Track Rating: Good 4, Weather: Fine, Rail Position: True



Section	Overall	1000m	800m	600m	400m	200m
Section Times	1:13.22 [11] (0:14.63)	0:58.59 [12] (0:11.46)	0:47.13 [12] (0:11.59)	0:35.54 [12] (0:11.47)	0:24.07 [11] (0:11.61)	0:12.46 [10] (0:12.46)
Average Speed [km/h]	49.4	63.0	63.2	64.0	62.1	57.7
Top Speed [km/h]	64.1	64.9	65.6	65.0	64.6	62.2
Avg. Dist. to Rail [m]	7.5	0.8	2.9	3.5	5.3	5.0
Avg. Stride Freq. [Hz]	2.3	2.4	2.4	2.4	2.3	2.3
Avg. Stride Length [m]	6.0	7.4	7.4	7.4	7.3	7.0



- [] Ranking at each section and finish
- .-.- No data available at this section
- NA No data available



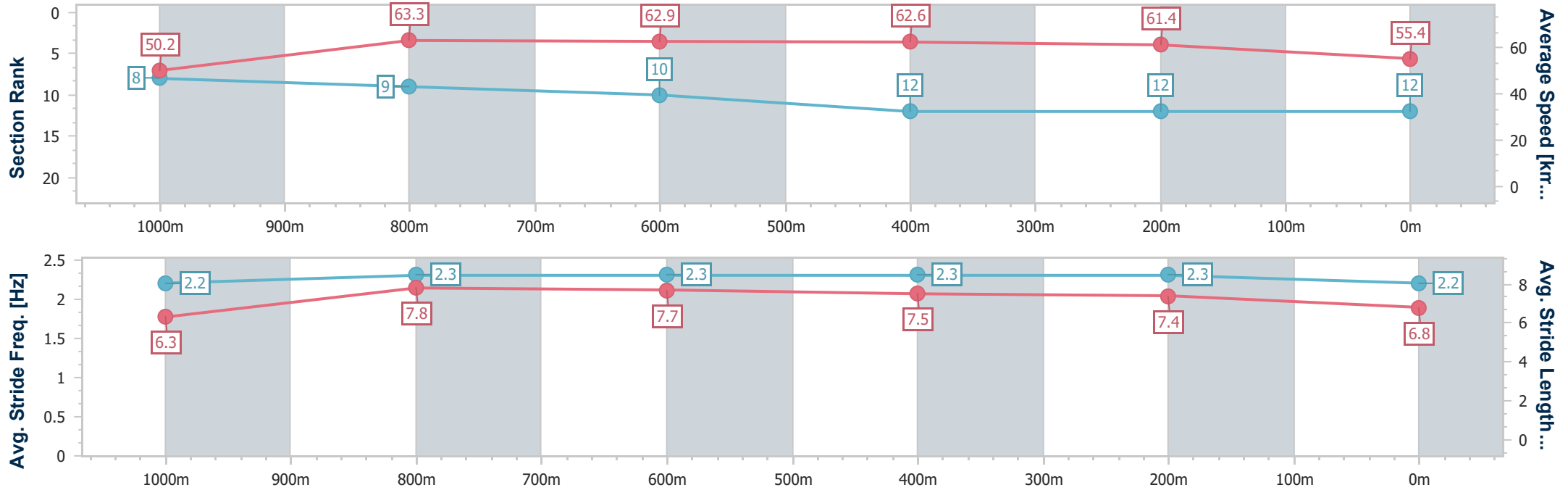
Horse/Jockey Name	Jimmy The Gymnast
Final Rank	12
Fastest Section Time (Section)	0:11.44 (1000m)
Top Speed [km/h] (Section)	65.0 (1000m)
Race State	Finished



Sunshine Coast QLD Professional
 Race 5: SUNSHINE COAST DAILY Maiden Plate - 1200m
 02 April 2023 - 15:36
 Track Rating: Good 4, Weather: Fine, Rail Position: True



Section	Overall	1000m	800m	600m	400m	200m
Section Times	1:14.00 [12] (0:14.38)	0:59.62 [8] (0:11.44)	0:48.18 [9] (0:11.62)	0:36.56 [10] (0:11.81)	0:24.75 [12] (0:11.75)	0:13.00 [12] (0:13.00)
Average Speed [km/h]	50.2	63.3	62.9	62.6	61.4	55.4
Top Speed [km/h]	64.0	65.0	63.5	63.4	63.2	59.3
Avg. Dist. to Rail [m]	8.7	3.4	2.4	4.6	9.4	8.1
Avg. Stride Freq. [Hz]	2.2	2.3	2.3	2.3	2.3	2.2
Avg. Stride Length [m]	6.3	7.8	7.7	7.5	7.4	6.8



- [] Ranking at each section and finish
- .-.- No data available at this section
- NA No data available



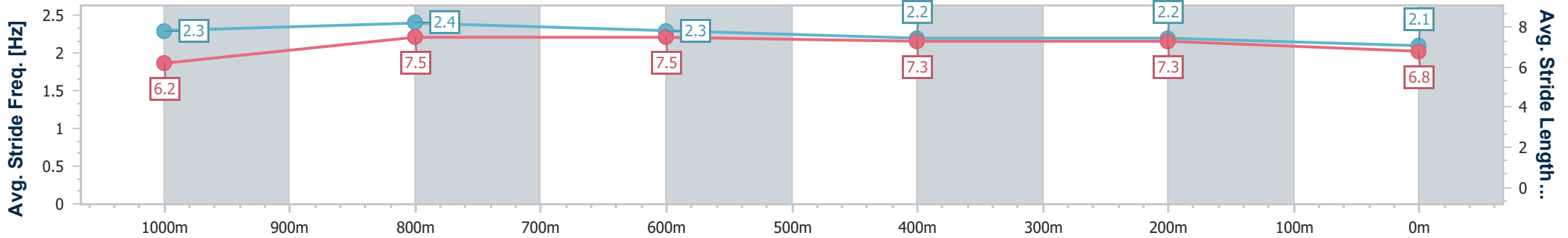
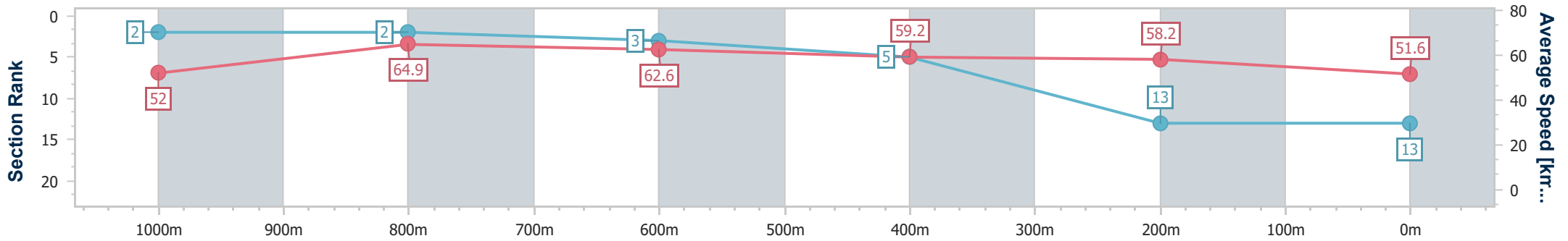
Horse/Jockey Name	Stange Bay
Final Rank	13
Fastest Section Time (Section)	0:11.06 (1000m)
Top Speed [km/h] (Section)	67.3 (Overall)
Race State	Finished



Sunshine Coast QLD Professional
 Race 5: SUNSHINE COAST DAILY Maiden Plate - 1200m
 02 April 2023 - 15:36
 Track Rating: Good 4, Weather: Fine, Rail Position: True



Section	Overall	1000m	800m	600m	400m	200m
Section Times	1:14.99 [13] (0:13.87)	1:01.12 [2] (0:11.06)	0:50.06 [2] (0:11.54)	0:38.52 [3] (0:12.19)	0:26.33 [5] (0:12.38)	0:13.95 [13] (0:13.95)
Average Speed [km/h]	52.0	64.9	62.6	59.2	58.2	51.6
Top Speed [km/h]	67.3	66.7	63.9	61.4	59.6	56.1
Avg. Dist. to Rail [m]	4.8	0.6	0.3	0.5	2.2	3.5
Avg. Stride Freq. [Hz]	2.3	2.4	2.3	2.2	2.2	2.1
Avg. Stride Length [m]	6.2	7.5	7.5	7.3	7.3	6.8



- [] Ranking at each section and finish
- .-.- No data available at this section
- NA No data available