



Sunshine Coast QLD Professional

Race 4: DICKY BEACH SURF CLUB BENCHMARK 58 Handicap - 1800m

02 April 2023 - 14:54



Track Rating: Good 4, Weather: Fine, Rail Position: True

Section		Overall	1600m	1400m	1200m	1000m	800m	600m	Last 600m					
Field Times		1:54.30 (0:13.99)	1:40.31 (0:12.34)	1:27.97 (0:12.76)	1:15.21 (0:13.43)	1:01.78 (0:13.05)	0:48.73 (0:13.17)	0:35.56 (0:11.93)	0:35.56					
Rank	TAB	Horse/Jockey	Barrier	Top Speed [km/h]	Fastest Section								Distance Travelled [m]	
1	5	SEEFELD Mark Du Plessis	1	65.3 400m	0:11.25 400m	1:54.30 [1] (0:14.62)	1:39.68 [4] (0:12.19)	1:27.49 [7] (0:13.01)	1:14.48 [5] (0:13.75)	1:00.73 [6] (0:13.10)	0:47.63 [7] (0:12.63)	0:35.00 [7] (0:11.98)	0:35.00	
2	6	DIFFERENT ROAD James Orman	12	64.7 400m	0:11.27 400m	1:54.32 [2] (0:14.70)	1:39.62 [6] (0:12.11)	1:27.51 [6] (0:13.03)	1:14.48 [7] (0:13.70)	1:00.78 [5] (0:13.03)	0:47.75 [5] (0:12.72)	0:35.03 [5] (0:11.85)	0:35.03	+9
3	11	SOLAROSA Michael Cahill	13	63.8 600m	0:11.52 400m	1:54.58 [3] (0:14.84)	1:39.74 [7] (0:11.67)	1:28.07 [2] (0:12.77)	1:15.30 [2] (0:13.70)	1:01.60 [2] (0:13.12)	0:48.48 [2] (0:12.82)	0:35.66 [2] (0:11.95)	0:35.66	+2
4	3	LEORED Cody Collis	5	64.7 400m	0:11.38 400m	1:54.58 [4] (0:15.67)	1:38.91 [10] (0:11.72)	1:27.19 [10] (0:12.96)	1:14.23 [9] (0:13.72)	1:00.51 [9] (0:12.97)	0:47.54 [9] (0:12.42)	0:35.12 [9] (0:11.66)	0:35.12	+1
5	7	HOT BANANAS Melea Castle	7	66.9 Overall	0:11.63 400m	1:54.66 [5] (0:13.99)	1:40.67 [1] (0:12.34)	1:28.33 [1] (0:12.76)	1:15.57 [1] (0:13.43)	1:02.14 [1] (0:13.05)	0:49.09 [1] (0:13.17)	0:35.92 [1] (0:11.93)	0:35.92	-8
6	8	BETTER LAD Matthew Powell	11	64.2 600m	0:11.40 400m	1:54.70 [6] (0:14.27)	1:40.43 [2] (0:12.24)	1:28.19 [3] (0:13.00)	1:15.19 [3] (0:13.71)	1:01.48 [3] (0:13.09)	0:48.39 [3] (0:12.83)	0:35.56 [4] (0:11.94)	0:35.56	+2
7	12	A DEVIL'S CHANCE Adin Thompson	9	65.0 400m	0:11.35 400m	1:55.07 [7] (0:15.39)	1:39.68 [9] (0:11.93)	1:27.75 [9] (0:13.05)	1:14.70 [10] (0:13.84)	1:00.86 [10] (0:12.91)	0:47.95 [10] (0:12.59)	0:35.36 [10] (0:11.91)	0:35.36	+6
8	9	EARN OUT Ben Thompson	8	64.7 400m	0:11.49 400m	1:55.16 [8] (0:15.09)	1:40.07 [8] (0:12.02)	1:28.05 [8] (0:12.99)	1:15.06 [8] (0:13.66)	1:01.40 [8] (0:12.88)	0:48.52 [6] (0:12.66)	0:35.86 [6] (0:12.05)	0:35.86	+6
9	13	ROGER EXPRESS Nikita Beriman	2	62.6 Overall	0:11.77 400m	1:55.20 [9] (0:14.47)	1:40.73 [3] (0:12.20)	1:28.53 [5] (0:12.97)	1:15.56 [4] (0:13.66)	1:01.90 [4] (0:13.23)	0:48.67 [4] (0:12.58)	0:36.09 [3] (0:12.00)	0:36.09	+2
10	1	NORTHERN WOODS Hannah Richardson	6	64.4 600m	0:11.67 400m	1:55.83 [10] (0:14.64)	1:41.19 [5] (0:12.00)	1:29.19 [4] (0:13.20)	1:15.99 [6] (0:13.80)	1:02.19 [7] (0:13.09)	0:49.10 [8] (0:12.65)	0:36.45 [8] (0:12.03)	0:36.45	+17

Scratched: Cristalino (#2), Art Heist (#4), Let's Prosper (#10)

[] Ranking at each section and finish
 -:-:- No data available at this section
 NA No data available

SCN Saddle cloth number
 DNF Did not finish
 DNT Did not track



Sunshine Coast QLD Professional

Race 4: DICKY BEACH SURF CLUB BENCHMARK 58 Handicap - 1800m

02 April 2023 - 14:54



Track Rating: Good 4, Weather: Fine, Rail Position: True

Section				400m	200m			Last 600m			
Field Times				0:23.63 (0:11.63)	0:12.00 (0:12.00)			0:35.56			
Rank	TAB	Horse/Jockey	Barrier	Top Speed [km/h]	Fastest Section	Margin				Distance Travelled [m]	
1	5	SEEFELD Mark Du Plessis	1	65.3 400m	0:11.25 400m	0:23.02 [7] (0:11.25)	0:11.77 [6] (0:11.77)	1:54.30		0:35.00	
2	6	DIFFERENT ROAD James Orman	12	64.7 400m	0:11.27 400m	0:23.18 [6] (0:11.27)	0:11.91 [3] (0:11.91)	0.1L		0:35.03	+9
3	11	SOLAROSA Michael Cahill	13	63.8 600m	0:11.52 400m	0:23.71 [2] (0:11.52)	0:12.19 [2] (0:12.19)	1.6L		0:35.66	+2
4	3	LEORED Cody Collis	5	64.7 400m	0:11.38 400m	0:23.46 [5] (0:11.38)	0:12.08 [5] (0:12.08)	1.7L		0:35.12	+1
5	7	HOT BANANAS Melea Castle	7	66.9 Overall	0:11.63 400m	0:23.99 [1] (0:11.63)	0:12.36 [1] (0:12.36)	2L		0:35.92	-8
6	8	BETTER LAD Matthew Powell	11	64.2 600m	0:11.40 400m	0:23.62 [3] (0:11.40)	0:12.22 [4] (0:12.22)	2.2L		0:35.56	+2
7	12	A DEVIL'S CHANCE Adin Thompson	9	65.0 400m	0:11.35 400m	0:23.45 [10] (0:11.35)	0:12.10 [9] (0:12.10)	4.2L		0:35.36	+6
8	9	EARN OUT Ben Thompson	8	64.7 400m	0:11.49 400m	0:23.81 [8] (0:11.49)	0:12.32 [7] (0:12.32)	4.6L		0:35.86	+6
9	13	ROGER EXPRESS Nikita Beriman	2	62.6 Overall	0:11.77 400m	0:24.09 [4] (0:11.77)	0:12.32 [8] (0:12.32)	4.8L		0:36.09	+2
10	1	NORTHERN WOODS Hannah Richardson	6	64.4 600m	0:11.67 400m	0:24.42 [9] (0:11.67)	0:12.75 [10] (0:12.75)	8.3L		0:36.45	+17

Scratched: Cristalino (#2), Art Heist (#4), Let's Prosper (#10)

[] Ranking at each section and finish
 -:-:- No data available at this section
 NA No data available

SCN Saddle cloth number
 DNF Did not finish
 DNT Did not track



Horse/Jockey Name	Seefeld
Final Rank	1
Fastest Section Time (Section)	0:11.25 (400m)
Top Speed [km/h] (Section)	65.3 (400m)
Race State	Finished



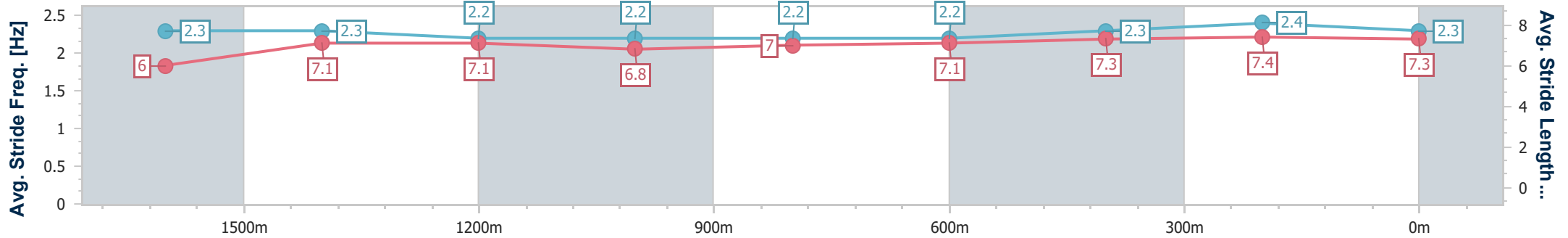
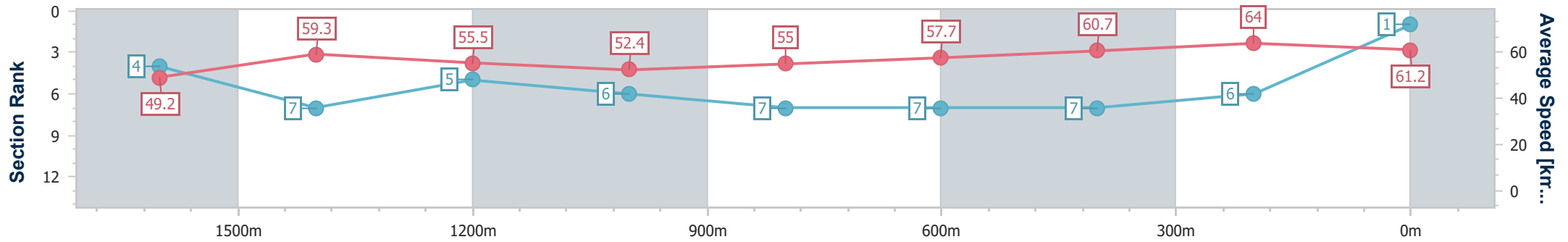
Sunshine Coast QLD Professional
Race 4: DICKY BEACH SURF CLUB BENCHMARK 58 Handicap - 1800m



02 April 2023 - 14:54

Track Rating: Good 4, Weather: Fine, Rail Position: True

Section	Overall	1600m	1400m	1200m	1000m	800m	600m	400m	200m			
Section Times	1:54.30 [1] (0:14.62)	1:39.68 [4] (0:12.19)	1:27.49 [7] (0:13.01)	1:14.48 [5] (0:13.75)	1:00.73 [6] (0:13.10)	0:47.63 [7] (0:12.63)	0:35.00 [7] (0:11.98)	0:23.02 [7] (0:11.25)	0:11.77 [6] (0:11.77)			
Average Speed [km/h]	49.2	59.3	55.5	52.4	55.0	57.7	60.7	64.0	61.2			
Top Speed [km/h]	61.6	60.4	56.4	53.8	57.2	58.6	61.9	65.3	64.2			
Avg. Dist. to Rail [m]	2.4	1.4	0.8	1.6	0.6	1.6	1.6	1.2	1.6			
Avg. Stride Freq. [Hz]	2.3	2.3	2.2	2.2	2.2	2.2	2.3	2.4	2.3			
Avg. Stride Length [m]	6.0	7.1	7.1	6.8	7.0	7.1	7.3	7.4	7.3			



- [] Ranking at each section and finish
- .-.- No data available at this section
- NA No data available



Horse/Jockey Name	Different Road
Final Rank	2
Fastest Section Time (Section)	0:11.27 (400m)
Top Speed [km/h] (Section)	64.7 (400m)
Race State	Finished



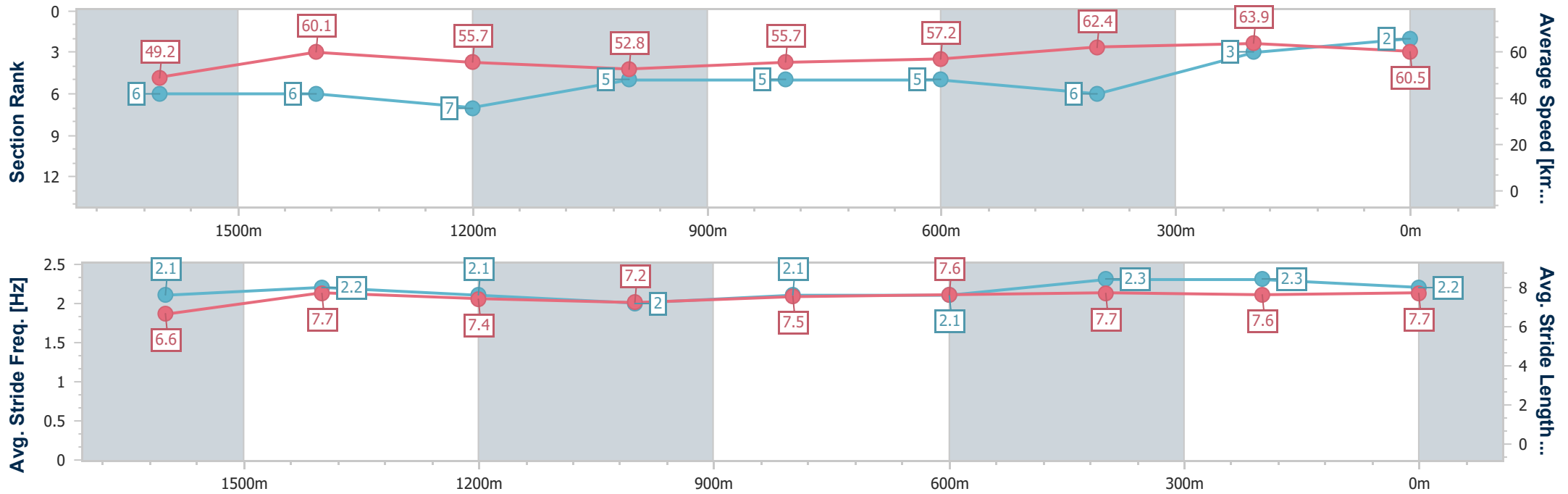
Sunshine Coast QLD Professional
Race 4: DICKY BEACH SURF CLUB BENCHMARK 58 Handicap - 1800m



02 April 2023 - 14:54

Track Rating: Good 4, Weather: Fine, Rail Position: True

Section	Overall	1600m	1400m	1200m	1000m	800m	600m	400m	200m				
Section Times	1:54.32 [2] (0:14.70)	1:39.62 [6] (0:12.11)	1:27.51 [6] (0:13.03)	1:14.48 [7] (0:13.70)	1:00.78 [5] (0:13.03)	0:47.75 [5] (0:12.72)	0:35.03 [5] (0:11.85)	0:23.18 [6] (0:11.27)	0:11.91 [3] (0:11.91)				
Average Speed [km/h]	49.2	60.1	55.7	52.8	55.7	57.2	62.4	63.9	60.5				
Top Speed [km/h]	61.2	62.2	57.0	55.1	57.2	59.4	64.0	64.7	63.9				
Avg. Dist. to Rail [m]	8.0	3.2	3.8	3.4	3.1	1.9	4.4	9.4	9.7				
Avg. Stride Freq. [Hz]	2.1	2.2	2.1	2.0	2.1	2.1	2.3	2.3	2.2				
Avg. Stride Length [m]	6.6	7.7	7.4	7.2	7.5	7.6	7.7	7.6	7.7				



- [] Ranking at each section and finish
- .-.- No data available at this section
- NA No data available



Horse/Jockey Name	Solarosa
Final Rank	3
Fastest Section Time (Section)	0:11.52 (400m)
Top Speed [km/h] (Section)	63.8 (600m)
Race State	Finished



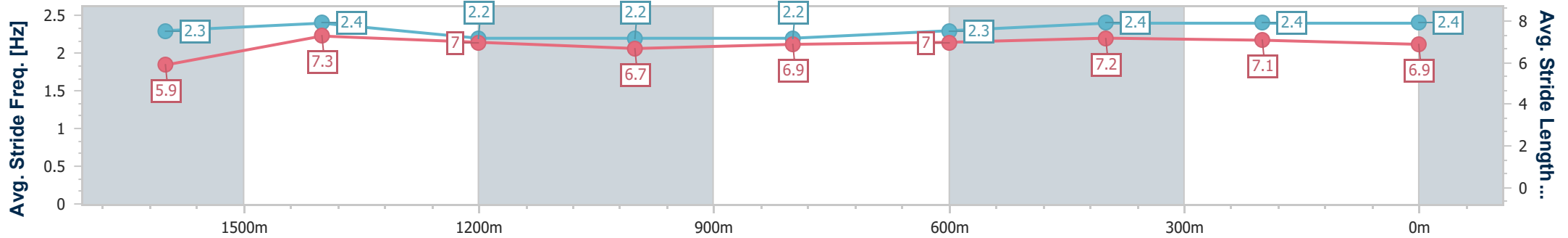
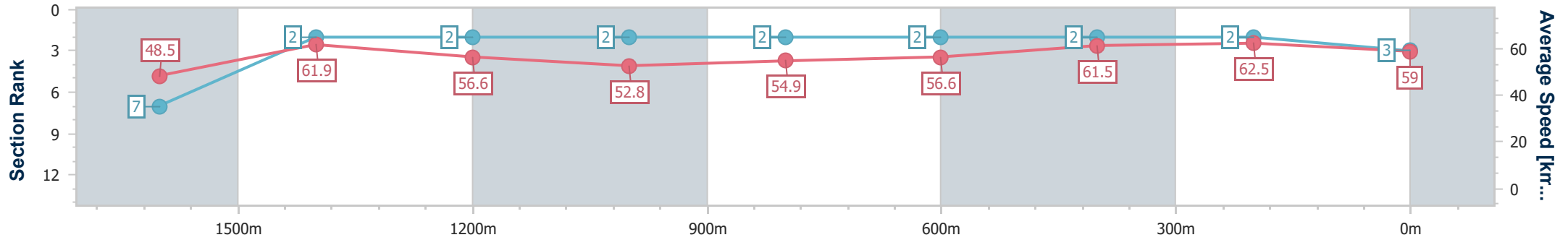
Sunshine Coast QLD Professional
Race 4: DICKY BEACH SURF CLUB BENCHMARK 58 Handicap - 1800m



02 April 2023 - 14:54

Track Rating: Good 4, Weather: Fine, Rail Position: True

Section	Overall	1600m	1400m	1200m	1000m	800m	600m	400m	200m			
Section Times	1:54.58 [3] (0:14.84)	1:39.74 [7] (0:11.67)	1:28.07 [2] (0:12.77)	1:15.30 [2] (0:13.70)	1:01.60 [2] (0:13.12)	0:48.48 [2] (0:12.82)	0:35.66 [2] (0:11.95)	0:23.71 [2] (0:11.52)	0:12.19 [2] (0:12.19)			
Average Speed [km/h]	48.5	61.9	56.6	52.8	54.9	56.6	61.5	62.5	59.0			
Top Speed [km/h]	62.8	62.8	60.5	54.5	56.2	57.9	63.8	63.5	61.5			
Avg. Dist. to Rail [m]	7.2	1.7	2.1	2.2	0.4	1.8	3.2	6.4	6.1			
Avg. Stride Freq. [Hz]	2.3	2.4	2.2	2.2	2.2	2.3	2.4	2.4	2.4			
Avg. Stride Length [m]	5.9	7.3	7.0	6.7	6.9	7.0	7.2	7.1	6.9			



- [] Ranking at each section and finish
- .-.- No data available at this section
- NA No data available



Horse/Jockey Name	Leored
Final Rank	4
Fastest Section Time (Section)	0:11.38 (400m)
Top Speed [km/h] (Section)	64.7 (400m)
Race State	Finished



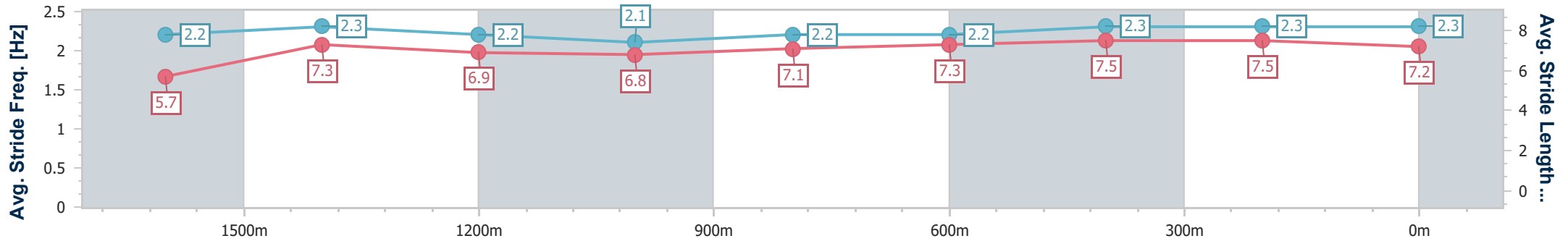
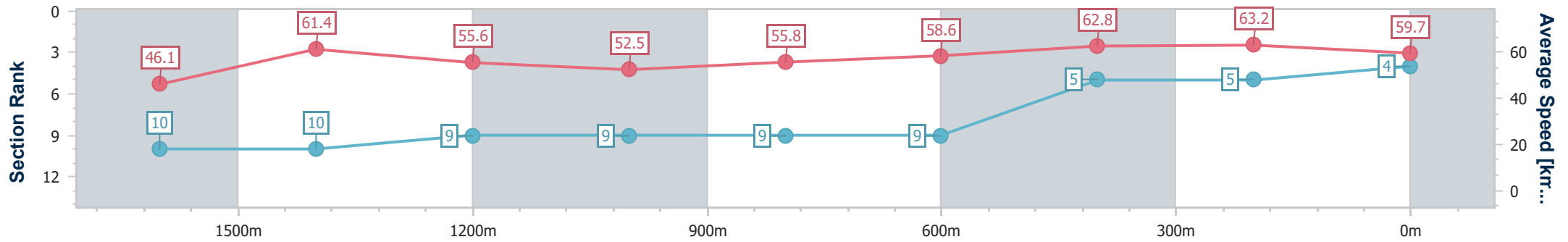
Sunshine Coast QLD Professional
Race 4: DICKY BEACH SURF CLUB BENCHMARK 58 Handicap - 1800m



02 April 2023 - 14:54

Track Rating: Good 4, Weather: Fine, Rail Position: True

Section	Overall	1600m	1400m	1200m	1000m	800m	600m	400m	200m				
Section Times	1:54.58 [4] (0:15.67)	1:38.91 [10] (0:11.72)	1:27.19 [10] (0:12.96)	1:14.23 [9] (0:13.72)	1:00.51 [9] (0:12.97)	0:47.54 [9] (0:12.42)	0:35.12 [9] (0:11.66)	0:23.46 [5] (0:11.38)	0:12.08 [5] (0:12.08)				
Average Speed [km/h]	46.1	61.4	55.6	52.5	55.8	58.6	62.8	63.2	59.7				
Top Speed [km/h]	59.7	63.0	61.5	54.5	58.4	59.7	64.3	64.7	62.3				
Avg. Dist. to Rail [m]	5.3	0.3	0.3	0.9	1.1	1.8	2.7	5.9	7.3				
Avg. Stride Freq. [Hz]	2.2	2.3	2.2	2.1	2.2	2.2	2.3	2.3	2.3				
Avg. Stride Length [m]	5.7	7.3	6.9	6.8	7.1	7.3	7.5	7.5	7.2				



- [] Ranking at each section and finish
- .-.- No data available at this section
- NA No data available



Horse/Jockey Name	Hot Bananas
Final Rank	5
Fastest Section Time (Section)	0:11.63 (400m)
Top Speed [km/h] (Section)	66.9 (Overall)
Race State	Finished



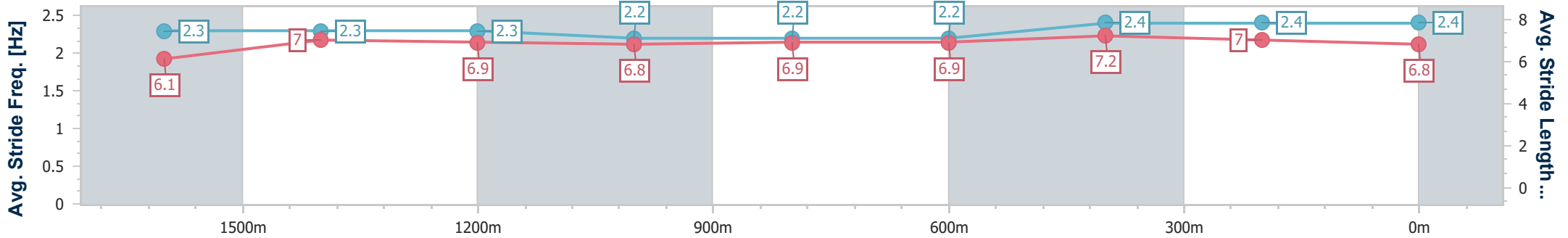
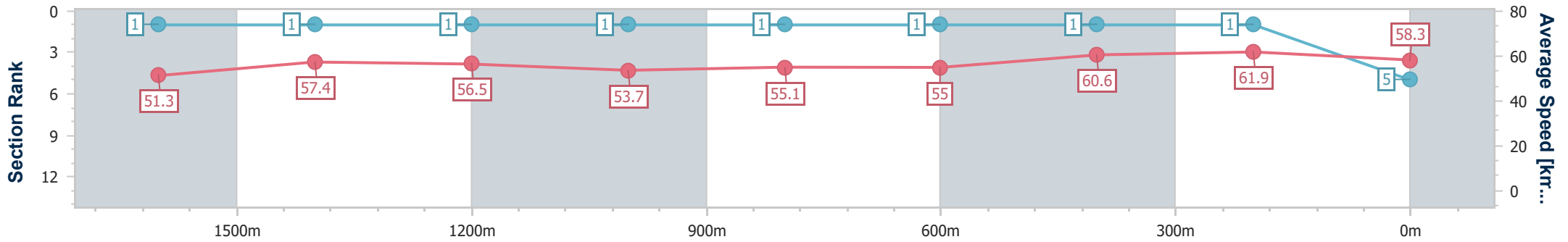
Sunshine Coast QLD Professional
Race 4: DICKY BEACH SURF CLUB BENCHMARK 58 Handicap - 1800m



02 April 2023 - 14:54

Track Rating: Good 4, Weather: Fine, Rail Position: True

Section	Overall	1600m	1400m	1200m	1000m	800m	600m	400m	200m				
Section Times	1:54.66 [5] (0:13.99)	1:40.67 [1] (0:12.34)	1:28.33 [1] (0:12.76)	1:15.57 [1] (0:13.43)	1:02.14 [1] (0:13.05)	0:49.09 [1] (0:13.17)	0:35.92 [1] (0:11.93)	0:23.99 [1] (0:11.63)	0:12.36 [1] (0:12.36)				
Average Speed [km/h]	51.3	57.4	56.5	53.7	55.1	55.0	60.6	61.9	58.3				
Top Speed [km/h]	66.9	62.3	57.7	54.7	56.3	56.8	63.4	63.1	61.2				
Avg. Dist. to Rail [m]	5.1	3.3	0.4	0.6	0.3	0.5	0.8	3.9	4.1				
Avg. Stride Freq. [Hz]	2.3	2.3	2.3	2.2	2.2	2.2	2.4	2.4	2.4				
Avg. Stride Length [m]	6.1	7.0	6.9	6.8	6.9	6.9	7.2	7.0	6.8				



- [] Ranking at each section and finish
- .-.- No data available at this section
- NA No data available



Horse/Jockey Name	Better Lad
Final Rank	6
Fastest Section Time (Section)	0:11.40 (400m)
Top Speed [km/h] (Section)	64.2 (600m)
Race State	Finished



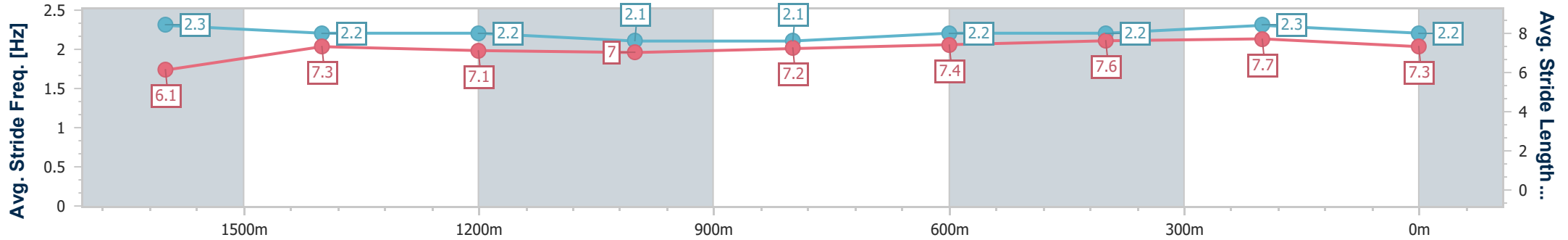
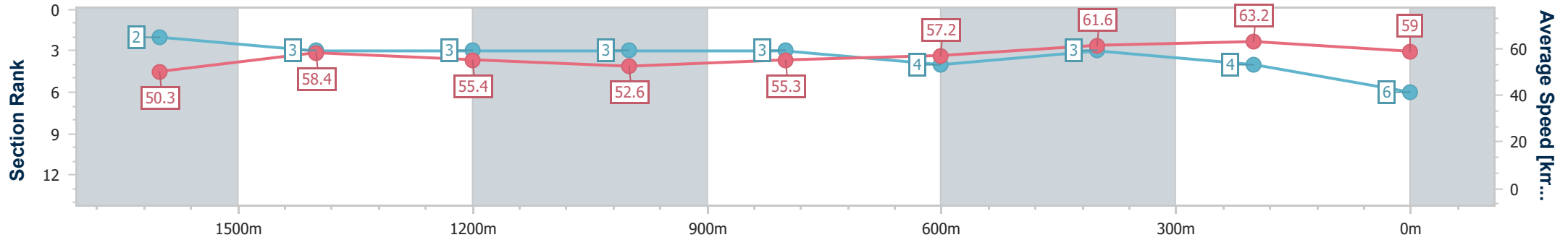
Sunshine Coast QLD Professional
Race 4: DICKY BEACH SURF CLUB BENCHMARK 58 Handicap - 1800m



02 April 2023 - 14:54

Track Rating: Good 4, Weather: Fine, Rail Position: True

Section	Overall	1600m	1400m	1200m	1000m	800m	600m	400m	200m			
Section Times	1:54.70 [6] (0:14.27)	1:40.43 [2] (0:12.24)	1:28.19 [3] (0:13.00)	1:15.19 [3] (0:13.71)	1:01.48 [3] (0:13.09)	0:48.39 [3] (0:12.83)	0:35.56 [4] (0:11.94)	0:23.62 [3] (0:11.40)	0:12.22 [4]			
Average Speed [km/h]	50.3	58.4	55.4	52.6	55.3	57.2	61.6	63.2	59.0			
Top Speed [km/h]	63.3	63.1	57.5	54.6	56.7	58.8	64.2	63.8	62.2			
Avg. Dist. to Rail [m]	5.5	1.7	0.5	2.0	2.3	3.1	3.6	7.3	8.0			
Avg. Stride Freq. [Hz]	2.3	2.2	2.2	2.1	2.1	2.2	2.2	2.3	2.2			
Avg. Stride Length [m]	6.1	7.3	7.1	7.0	7.2	7.4	7.6	7.7	7.3			



- [] Ranking at each section and finish
- .-.- No data available at this section
- NA No data available



Horse/Jockey Name	A Devil's Chance
Final Rank	7
Fastest Section Time (Section)	0:11.35 (400m)
Top Speed [km/h] (Section)	65.0 (400m)
Race State	Finished



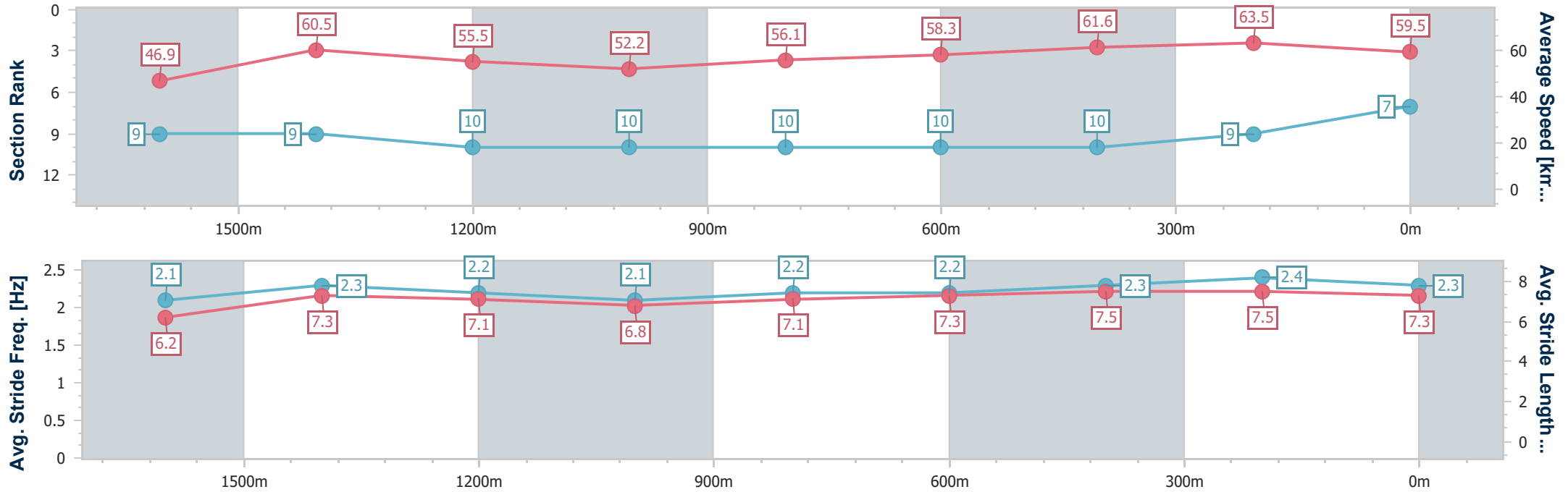
Sunshine Coast QLD Professional
Race 4: DICKY BEACH SURF CLUB BENCHMARK 58 Handicap - 1800m



02 April 2023 - 14:54

Track Rating: Good 4, Weather: Fine, Rail Position: True

Section	Overall	1600m	1400m	1200m	1000m	800m	600m	400m	200m				
Section Times	1:55.07 [7] (0:15.39)	1:39.68 [9] (0:11.93)	1:27.75 [9] (0:13.05)	1:14.70 [10] (0:13.84)	1:00.86 [10] (0:12.91)	0:47.95 [10] (0:12.59)	0:35.36 [10] (0:11.91)	0:23.45 [10] (0:11.35)	0:12.10 [9] (0:12.10)				
Average Speed [km/h]	46.9	60.5	55.5	52.2	56.1	58.3	61.6	63.5	59.5				
Top Speed [km/h]	59.2	62.4	60.3	55.0	58.0	59.7	63.1	65.0	61.7				
Avg. Dist. to Rail [m]	6.2	1.2	2.5	3.0	2.3	3.1	3.3	6.3	5.9				
Avg. Stride Freq. [Hz]	2.1	2.3	2.2	2.1	2.2	2.2	2.3	2.4	2.3				
Avg. Stride Length [m]	6.2	7.3	7.1	6.8	7.1	7.3	7.5	7.5	7.3				



- [] Ranking at each section and finish
- .-.- No data available at this section
- NA No data available



Horse/Jockey Name	Earn Out
Final Rank	8
Fastest Section Time (Section)	0:11.49 (400m)
Top Speed [km/h] (Section)	64.7 (400m)
Race State	Finished



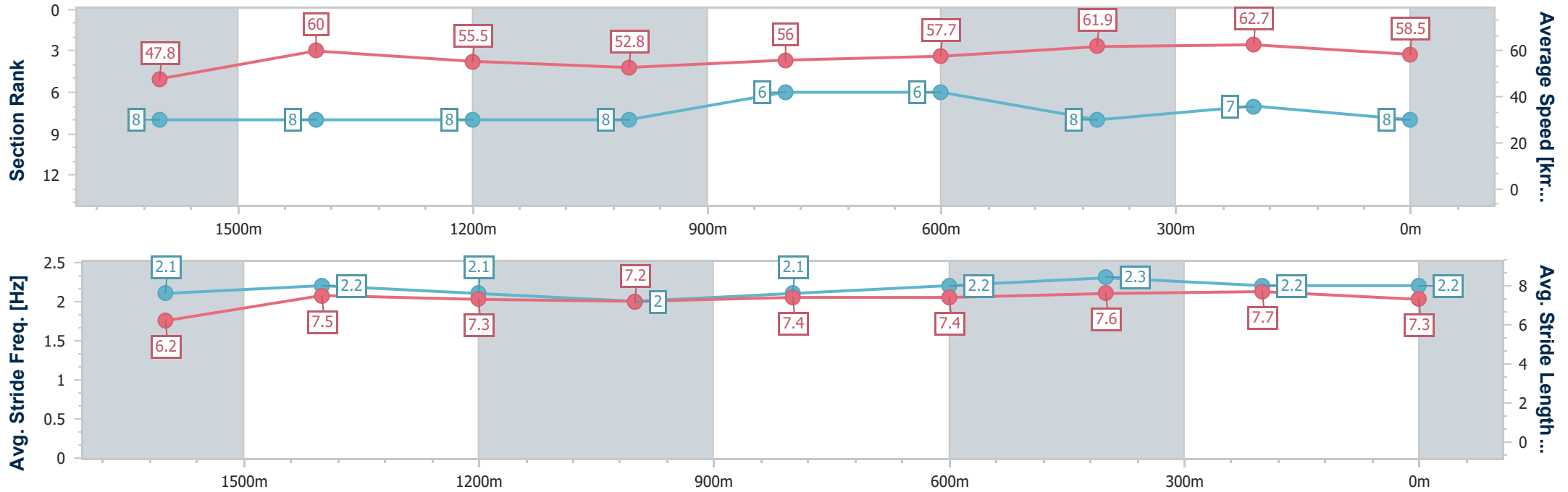
Sunshine Coast QLD Professional
Race 4: DICKY BEACH SURF CLUB BENCHMARK 58 Handicap - 1800m



02 April 2023 - 14:54

Track Rating: Good 4, Weather: Fine, Rail Position: True

Section	Overall	1600m	1400m	1200m	1000m	800m	600m	400m	200m				
Section Times	1:55.16 [8] (0:15.09)	1:40.07 [8] (0:12.02)	1:28.05 [8] (0:12.99)	1:15.06 [8] (0:13.66)	1:01.40 [8] (0:12.88)	0:48.52 [6] (0:12.66)	0:35.86 [6] (0:12.05)	0:23.81 [8] (0:11.49)	0:12.32 [7] (0:12.32)				
Average Speed [km/h]	47.8	60.0	55.5	52.8	56.0	57.7	61.9	62.7	58.5				
Top Speed [km/h]	60.5	61.5	56.9	54.9	58.3	59.7	63.9	64.7	61.0				
Avg. Dist. to Rail [m]	5.2	1.0	1.1	1.3	0.6	2.6	5.9	9.0	9.0				
Avg. Stride Freq. [Hz]	2.1	2.2	2.1	2.0	2.1	2.2	2.3	2.2	2.2				
Avg. Stride Length [m]	6.2	7.5	7.3	7.2	7.4	7.4	7.6	7.7	7.3				



- [] Ranking at each section and finish
- .-.- No data available at this section
- NA No data available



Horse/Jockey Name	Roger Express
Final Rank	9
Fastest Section Time (Section)	0:11.77 (400m)
Top Speed [km/h] (Section)	62.6 (Overall)
Race State	Finished



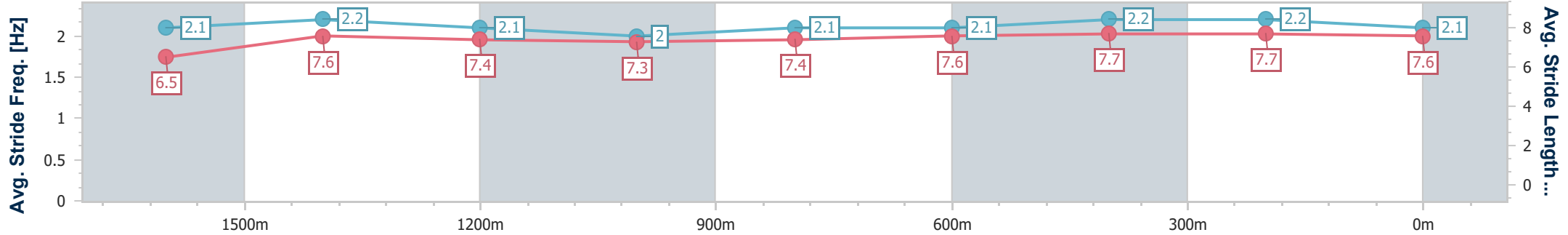
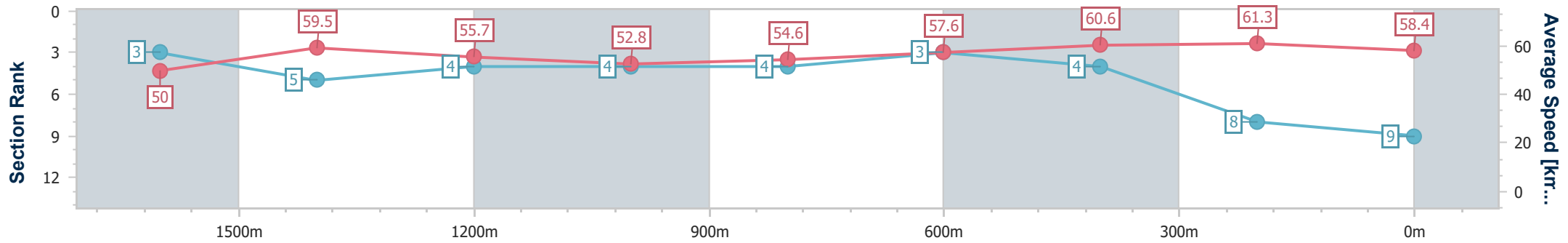
Sunshine Coast QLD Professional
Race 4: DICKY BEACH SURF CLUB BENCHMARK 58 Handicap - 1800m



02 April 2023 - 14:54

Track Rating: Good 4, Weather: Fine, Rail Position: True

Section	Overall	1600m	1400m	1200m	1000m	800m	600m	400m	200m				
Section Times	1:55.20 [9] (0:14.47)	1:40.73 [3] (0:12.20)	1:28.53 [5] (0:12.97)	1:15.56 [4] (0:13.66)	1:01.90 [4] (0:13.23)	0:48.67 [4] (0:12.58)	0:36.09 [3] (0:12.00)	0:24.09 [4] (0:11.77)	0:12.32 [8]				
Average Speed [km/h]	50.0	59.5	55.7	52.8	54.6	57.6	60.6	61.3	58.4				
Top Speed [km/h]	62.6	62.5	56.9	54.2	56.3	59.0	62.0	61.9	59.8				
Avg. Dist. to Rail [m]	6.5	2.3	1.7	1.8	1.2	1.2	1.7	4.4	3.8				
Avg. Stride Freq. [Hz]	2.1	2.2	2.1	2.0	2.1	2.1	2.2	2.2	2.1				
Avg. Stride Length [m]	6.5	7.6	7.4	7.3	7.4	7.6	7.7	7.7	7.6				



- [] Ranking at each section and finish
- .-.- No data available at this section
- NA No data available



Horse/Jockey Name	Northern Woods
Final Rank	10
Fastest Section Time (Section)	0:11.67 (400m)
Top Speed [km/h] (Section)	64.4 (600m)
Race State	Finished



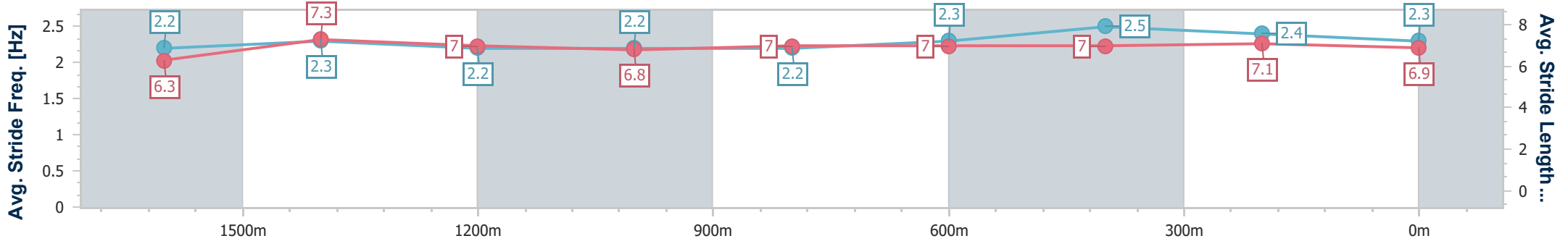
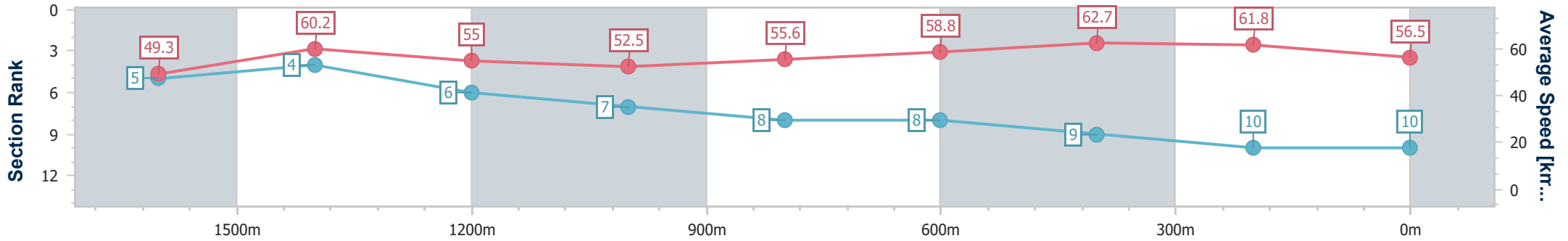
Sunshine Coast QLD Professional
 Race 4: DICKY BEACH SURF CLUB BENCHMARK 58 Handicap - 1800m



02 April 2023 - 14:54

Track Rating: Good 4, Weather: Fine, Rail Position: True

Section	Overall	1600m	1400m	1200m	1000m	800m	600m	400m	200m			
Section Times	1:55.83 [10] (0:14.64)	1:41.19 [5] (0:12.00)	1:29.19 [4] (0:13.20)	1:15.99 [6] (0:13.80)	1:02.19 [7] (0:13.09)	0:49.10 [8] (0:12.65)	0:36.45 [8] (0:12.03)	0:24.42 [9] (0:11.67)	0:12.75 [10] (0:12.75)			
Average Speed [km/h]	49.3	60.2	55.0	52.5	55.6	58.8	62.7	61.8	56.5			
Top Speed [km/h]	61.4	62.2	56.4	54.5	58.3	61.1	64.4	63.5	60.2			
Avg. Dist. to Rail [m]	4.8	1.4	3.2	4.5	4.2	5.6	8.2	10.1	10.6			
Avg. Stride Freq. [Hz]	2.2	2.3	2.2	2.2	2.2	2.3	2.5	2.4	2.3			
Avg. Stride Length [m]	6.3	7.3	7.0	6.8	7.0	7.0	7.0	7.1	6.9			



- [] Ranking at each section and finish
- .-.- No data available at this section
- NA No data available