



# Toowoomba QLD Professional

## Race 8: VALE KENLEY WALDRON BENCHMARK 62 Handicap - 1850m

01 April 2023 - 20:47



Track Rating: Good 4, Weather: Overcast, Rail Position: +1m Entire

Section		Overall	1600m	1400m	1200m	1000m	800m	600m	Last 600m				
Field Times		1:56.35 (0:18.04)	1:38.31 (0:11.39)	1:26.92 (0:11.57)	1:15.35 (0:12.08)	1:03.27 (0:12.68)	0:50.59 (0:12.58)	0:38.01 (0:12.63)	0:38.01				
Rank	TAB Horse/Jockey	Barrier	Top Speed [km/h]	Fastest Section									Distance Travelled [m]
1	2 CAIRNDOW Alisha Donald	3	65.9 1600m	0:11.20 1600m	1:56.35 [1] (0:18.23)	1:38.12 [2] (0:11.20)	1:26.92 [1] (0:11.57)	1:15.35 [1] (0:12.08)	1:03.27 [1] (0:12.68)	0:50.59 [1] (0:12.58)	0:38.01 [1] (0:12.63)	0:38.01	
2	6 ROMAN DAGGER Gary Geran	1	62.8 1600m	0:11.49 1600m	1:56.51 [2] (0:18.56)	1:37.95 [5] (0:11.49)	1:26.46 [5] (0:12.01)	1:14.45 [6] (0:12.04)	1:02.41 [6] (0:12.65)	0:49.76 [6] (0:12.31)	0:37.45 [5] (0:12.41)	0:37.45	+1
3	4 ANGELS SHARE Montanna Savva	8	64.5 1600m	0:11.29 1600m	1:56.67 [3] (0:18.40)	1:38.27 [3] (0:11.29)	1:26.98 [3] (0:11.57)	1:15.41 [3] (0:12.15)	1:03.26 [3] (0:12.67)	0:50.59 [3] (0:12.49)	0:38.10 [3] (0:12.53)	0:38.10	+12
4	1 LUCASAYD Jake Molloy	6	63.3 1600m	0:11.50 1600m	1:56.96 [4] (0:18.54)	1:38.42 [4] (0:11.50)	1:26.92 [4] (0:11.92)	1:15.00 [4] (0:12.05)	1:02.95 [5] (0:12.62)	0:50.33 [5] (0:12.26)	0:38.07 [4] (0:12.38)	0:38.07	+5
5	3 BUMP'N'RUN Micheal Hellyer	2	63.7 1600m	0:11.47 1600m	1:57.15 [5] (0:18.04)	1:39.11 [1] (0:11.47)	1:27.64 [2] (0:11.62)	1:16.02 [2] (0:12.09)	1:03.93 [2] (0:12.75)	0:51.18 [2] (0:12.51)	0:38.67 [2] (0:12.57)	0:38.67	+3
6	7 CHICA BONITA Nozi Tomizawa	4	65.1 1600m	0:11.25 1600m	1:57.51 [6] (0:18.98)	1:38.53 [6] (0:11.25)	1:27.28 [6] (0:12.14)	1:15.14 [7] (0:12.22)	1:02.92 [7] (0:12.49)	0:50.43 [7] (0:12.16)	0:38.27 [7] (0:12.27)	0:38.27	-2
7	8 STAR DIVA Tessa Townsend	5	66.6 1600m	0:11.20 1600m	1:59.57 [7] (0:19.10)	1:40.47 [7] (0:11.20)	1:29.27 [7] (0:11.75)	1:17.52 [5] (0:11.92)	1:05.60 [4] (0:12.52)	0:53.08 [4] (0:12.61)	0:40.47 [6] (0:12.67)	0:40.47	+9

Scratched: Blavatsky (#5)



# Toowoomba QLD Professional

## Race 8: VALE KENLEY WALDRON BENCHMARK 62 Handicap - 1850m

01 April 2023 - 20:47



Track Rating: Good 4, Weather: Overcast, Rail Position: +1m Entire

Section				400m	200m			Last 600m	
Field Times				0:25.38 (0:12.64)	0:12.74 (0:12.74)			0:38.01	
Rank	TAB	Horse/Jockey	Barrier	Top Speed [km/h]	Fastest Section	Margin		Distance Travelled [m]	
1	2	<b>CAIRNDOW</b> Alisha Donald	3	65.9 1600m	0:11.20 1600m	0:25.38 [1] (0:12.64)	0:12.74 [1] (0:12.74)	1:56.35	0:38.01
2	6	<b>ROMAN DAGGER</b> Gary Geran	1	62.8 1600m	0:11.49 1600m	0:25.04 [5] (0:12.47)	0:12.57 [4] (0:12.57)	0.8L	0:37.45 +1
3	4	<b>ANGELS SHARE</b> Montanna Savva	8	64.5 1600m	0:11.29 1600m	0:25.57 [3] (0:12.68)	0:12.89 [2] (0:12.89)	1.6L	0:38.10 +12
4	1	<b>LUCASAYD</b> Jake Molloy	6	63.3 1600m	0:11.50 1600m	0:25.69 [4] (0:12.71)	0:12.98 [5] (0:12.98)	3.1L	0:38.07 +5
5	3	<b>BUMP'N'RUN</b> Micheal Hellyer	2	63.7 1600m	0:11.47 1600m	0:26.10 [2] (0:12.85)	0:13.25 [3] (0:13.25)	4.1L	0:38.67 +3
6	7	<b>CHICA BONITA</b> Nozi Tomizawa	4	65.1 1600m	0:11.25 1600m	0:26.00 [6] (0:12.67)	0:13.33 [6] (0:13.33)	6.1L	0:38.27 -2
7	8	<b>STAR DIVA</b> Tessa Townsend	5	66.6 1600m	0:11.20 1600m	0:27.80 [7] (0:13.52)	0:14.28 [7] (0:14.28)	18.1L	0:40.47 +9

Scratched: Blavatsky (#5)



Horse/Jockey Name	Cairndow
Final Rank	1
Fastest Section Time (Section)	0:11.20 (1600m)
Top Speed [km/h] (Section)	65.9 (1600m)
Race State	Finished



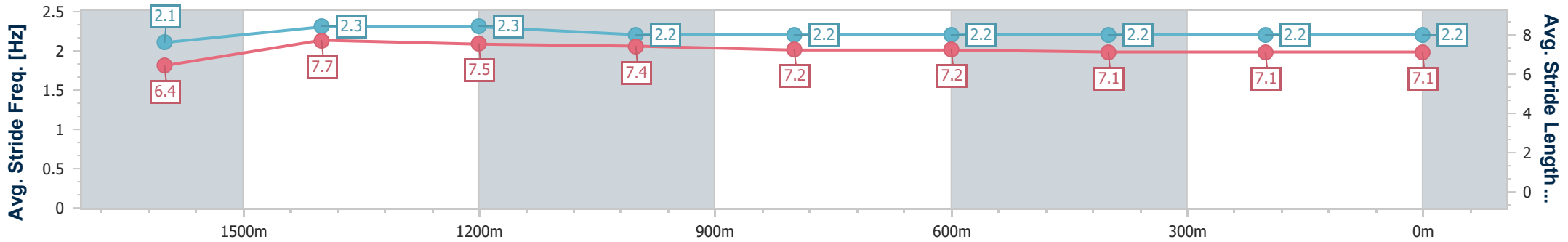
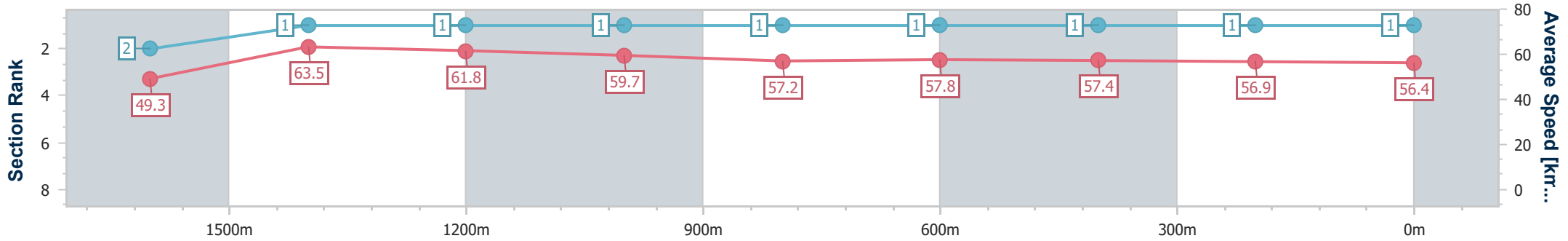
Toowoomba QLD Professional  
Race 8: VALE KENLEY WALDRON BENCHMARK 62 Handicap - 1850m



01 April 2023 - 20:47

Track Rating: Good 4, Weather: Overcast, Rail Position: +1m Entire

Section	Overall	1600m	1400m	1200m	1000m	800m	600m	400m	200m
Section Times	1:56.35 [1] (0:18.23)	1:38.12 [2] (0:11.20)	1:26.92 [1] (0:11.57)	1:15.35 [1] (0:12.08)	1:03.27 [1] (0:12.68)	0:50.59 [1] (0:12.58)	0:38.01 [1] (0:12.63)	0:25.38 [1] (0:12.64)	0:12.74 [1] (0:12.74)
Average Speed [km/h]	49.3	63.5	61.8	59.7	57.2	57.8	57.4	56.9	56.4
Top Speed [km/h]	61.4	65.9	65.6	60.7	58.2	59.1	59.1	57.5	56.9
Avg. Dist. to Rail [m]	2.4	2.6	1.4	1.5	1.9	2.8	1.7	0.8	0.8
Avg. Stride Freq. [Hz]	2.1	2.3	2.3	2.2	2.2	2.2	2.2	2.2	2.2
Avg. Stride Length [m]	6.4	7.7	7.5	7.4	7.2	7.2	7.1	7.1	7.1



- [ ] Ranking at each section and finish
- .-.- No data available at this section
- NA No data available



Horse/Jockey Name	Roman Dagger
Final Rank	2
Fastest Section Time (Section)	0:11.49 (1600m)
Top Speed [km/h] (Section)	62.8 (1600m)
Race State	Finished



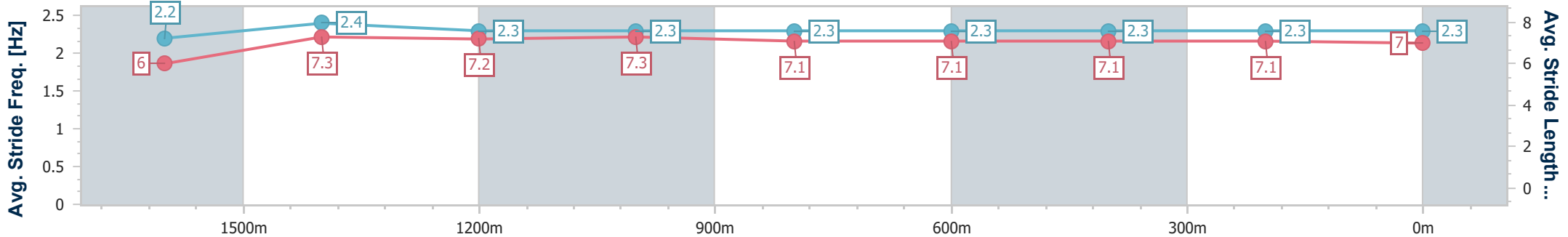
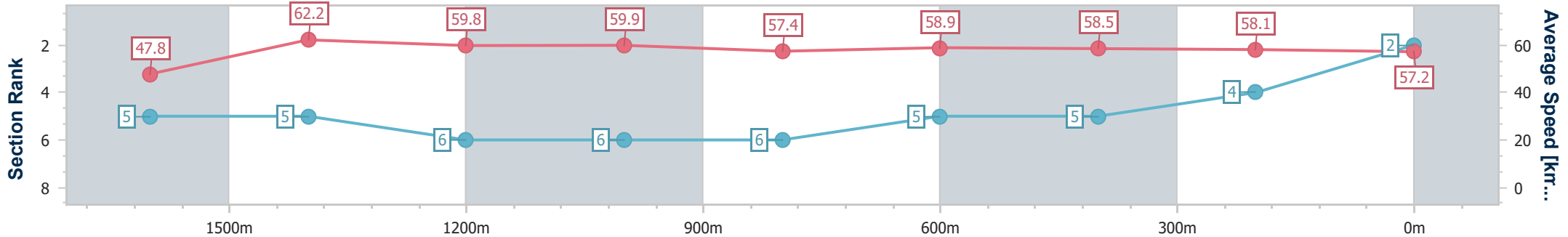
Toowoomba QLD Professional  
Race 8: VALE KENLEY WALDRON BENCHMARK 62 Handicap - 1850m



01 April 2023 - 20:47

Track Rating: Good 4, Weather: Overcast, Rail Position: +1m Entire

Section	Overall	1600m	1400m	1200m	1000m	800m	600m	400m	200m			
Section Times	1:56.51 [2] (0:18.56)	1:37.95 [5] (0:11.49)	1:26.46 [5] (0:12.01)	1:14.45 [6] (0:12.04)	1:02.41 [6] (0:12.65)	0:49.76 [6] (0:12.31)	0:37.45 [5] (0:12.41)	0:25.04 [5] (0:12.47)	0:12.57 [4] (0:12.57)			
Average Speed [km/h]	47.8	62.2	59.8	59.9	57.4	58.9	58.5	58.1	57.2			
Top Speed [km/h]	60.9	62.8	61.8	60.9	59.3	59.9	59.6	59.2	57.9			
Avg. Dist. to Rail [m]	2.2	2.2	0.7	2.0	2.4	2.6	2.2	1.6	1.9			
Avg. Stride Freq. [Hz]	2.2	2.4	2.3	2.3	2.3	2.3	2.3	2.3	2.3			
Avg. Stride Length [m]	6.0	7.3	7.2	7.3	7.1	7.1	7.1	7.1	7.0			



- [ ] Ranking at each section and finish
- .-.- No data available at this section
- NA No data available



Horse/Jockey Name	Angels Share
Final Rank	3
Fastest Section Time (Section)	0:11.29 (1600m)
Top Speed [km/h] (Section)	64.5 (1600m)
Race State	Finished



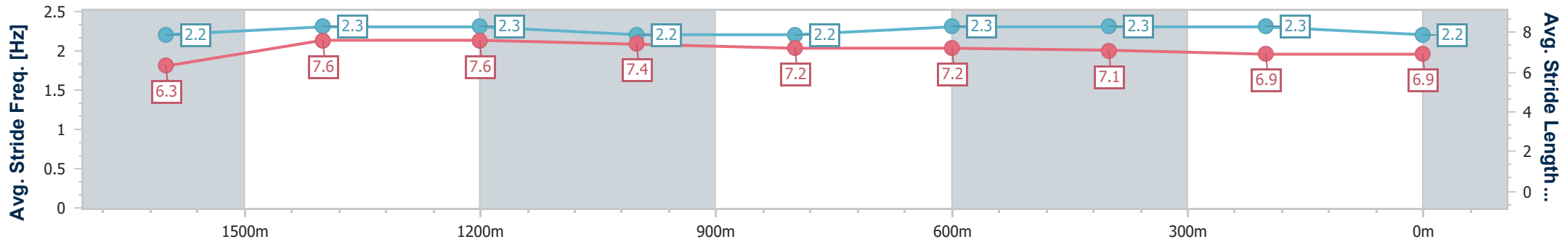
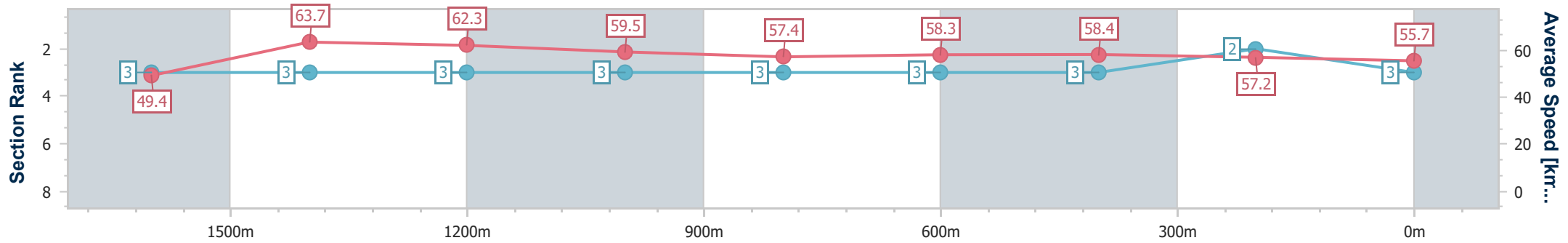
Toowoomba QLD Professional  
Race 8: VALE KENLEY WALDRON BENCHMARK 62 Handicap - 1850m



01 April 2023 - 20:47

Track Rating: Good 4, Weather: Overcast, Rail Position: +1m Entire

Section	Overall	1600m	1400m	1200m	1000m	800m	600m	400m	200m
Section Times	1:56.67 [3] (0:18.40)	1:38.27 [3] (0:11.29)	1:26.98 [3] (0:11.57)	1:15.41 [3] (0:12.15)	1:03.26 [3] (0:12.67)	0:50.59 [3] (0:12.49)	0:38.10 [3] (0:12.53)	0:25.57 [3] (0:12.68)	0:12.89 [2] (0:12.89)
Average Speed [km/h]	49.4	63.7	62.3	59.5	57.4	58.3	58.4	57.2	55.7
Top Speed [km/h]	63.0	64.5	63.8	60.8	58.3	59.1	58.9	58.1	56.0
Avg. Dist. to Rail [m]	4.3	0.4	0.5	2.6	2.6	3.6	3.0	2.0	0.9
Avg. Stride Freq. [Hz]	2.2	2.3	2.3	2.2	2.2	2.3	2.3	2.3	2.2
Avg. Stride Length [m]	6.3	7.6	7.6	7.4	7.2	7.2	7.1	6.9	6.9



- [ ] Ranking at each section and finish
- .-.- No data available at this section
- NA No data available



Horse/Jockey Name	Lucasayd
Final Rank	4
Fastest Section Time (Section)	0:11.50 (1600m)
Top Speed [km/h] (Section)	63.3 (1600m)
Race State	Finished



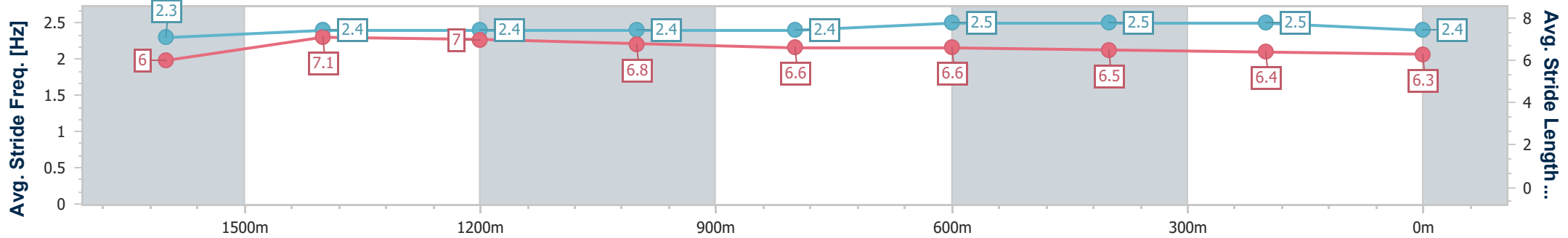
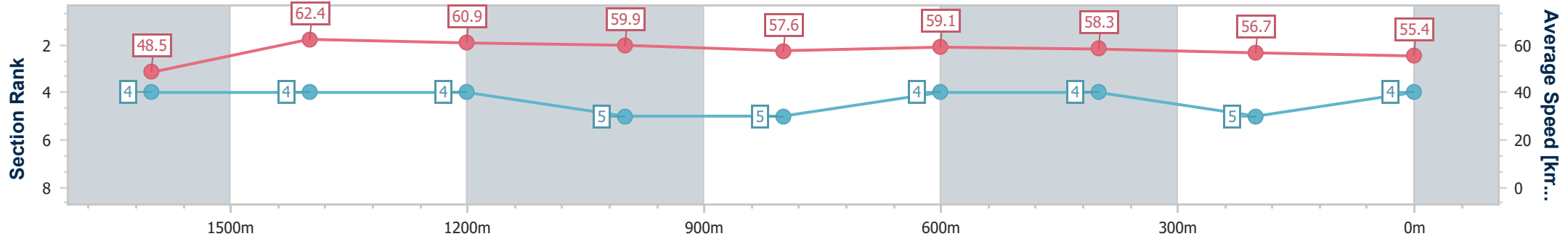
Toowoomba QLD Professional  
Race 8: VALE KENLEY WALDRON BENCHMARK 62 Handicap - 1850m



01 April 2023 - 20:47

Track Rating: Good 4, Weather: Overcast, Rail Position: +1m Entire

Section	Overall	1600m	1400m	1200m	1000m	800m	600m	400m	200m
Section Times	1:56.96 [4] (0:18.54)	1:38.42 [4] (0:11.50)	1:26.92 [4] (0:11.92)	1:15.00 [4] (0:12.05)	1:02.95 [5] (0:12.62)	0:50.33 [5] (0:12.26)	0:38.07 [4] (0:12.38)	0:25.69 [4] (0:12.71)	0:12.98 [5] (0:12.98)
Average Speed [km/h]	48.5	62.4	60.9	59.9	57.6	59.1	58.3	56.7	55.4
Top Speed [km/h]	61.7	63.3	62.8	61.7	59.1	60.2	59.6	57.5	56.0
Avg. Dist. to Rail [m]	2.5	0.8	1.6	3.0	2.7	2.0	0.7	0.2	0.8
Avg. Stride Freq. [Hz]	2.3	2.4	2.4	2.4	2.4	2.5	2.5	2.5	2.4
Avg. Stride Length [m]	6.0	7.1	7.0	6.8	6.6	6.6	6.5	6.4	6.3



- [ ] Ranking at each section and finish
- .-.- No data available at this section
- NA No data available



Horse/Jockey Name	Bump'n'run
Final Rank	5
Fastest Section Time (Section)	0:11.47 (1600m)
Top Speed [km/h] (Section)	63.7 (1600m)
Race State	Finished



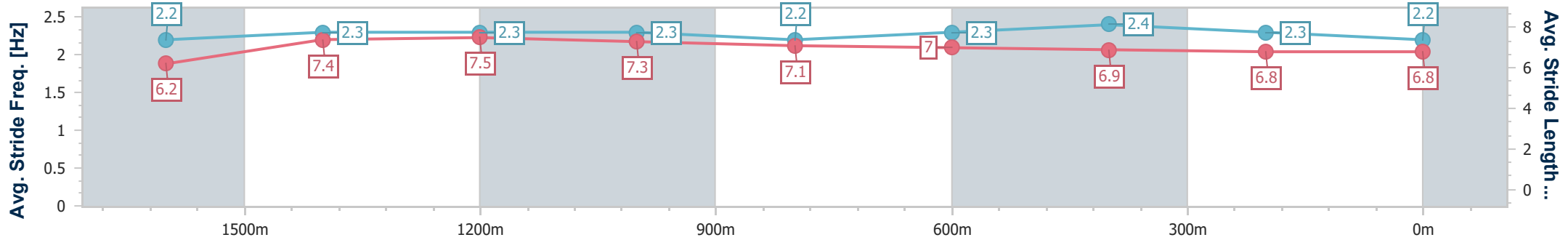
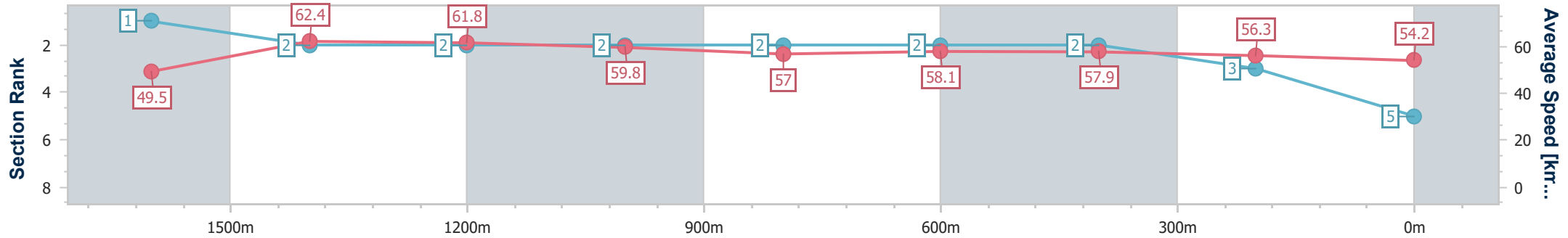
Toowoomba QLD Professional  
Race 8: VALE KENLEY WALDRON BENCHMARK 62 Handicap - 1850m



01 April 2023 - 20:47

Track Rating: Good 4, Weather: Overcast, Rail Position: +1m Entire

Section	Overall	1600m	1400m	1200m	1000m	800m	600m	400m	200m				
Section Times	1:57.15 [5] (0:18.04)	1:39.11 [1] (0:11.47)	1:27.64 [2] (0:11.62)	1:16.02 [2] (0:12.09)	1:03.93 [2] (0:12.75)	0:51.18 [2] (0:12.51)	0:38.67 [2] (0:12.57)	0:26.10 [2] (0:12.85)	0:13.25 [3] (0:13.25)				
Average Speed [km/h]	49.5	62.4	61.8	59.8	57.0	58.1	57.9	56.3	54.2				
Top Speed [km/h]	61.0	63.7	63.1	60.7	57.8	58.9	59.2	58.1	55.0				
Avg. Dist. to Rail [m]	1.6	1.9	1.0	2.4	2.6	2.9	2.1	0.7	1.3				
Avg. Stride Freq. [Hz]	2.2	2.3	2.3	2.3	2.2	2.3	2.4	2.3	2.2				
Avg. Stride Length [m]	6.2	7.4	7.5	7.3	7.1	7.0	6.9	6.8	6.8				



- [ ] Ranking at each section and finish
- .-.- No data available at this section
- NA No data available



Horse/Jockey Name	Chica Bonita
Final Rank	6
Fastest Section Time (Section)	0:11.25 (1600m)
Top Speed [km/h] (Section)	65.1 (1600m)
Race State	Finished



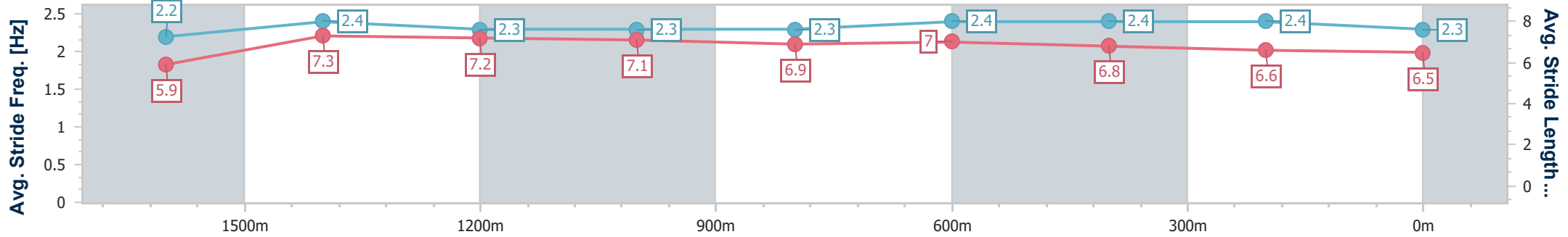
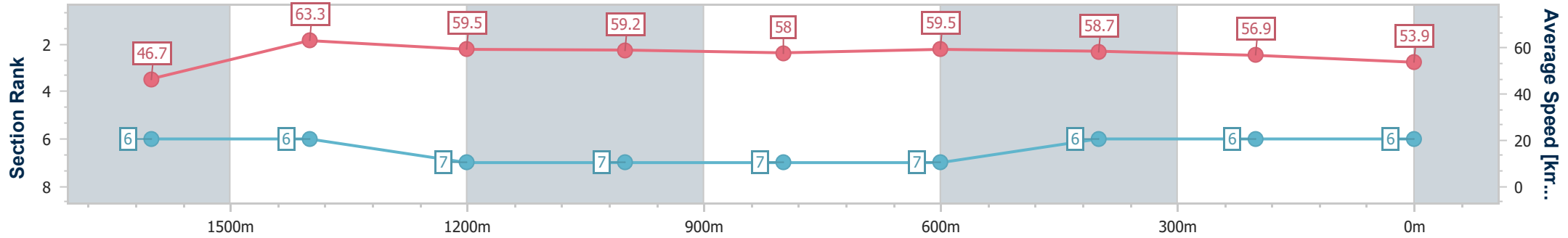
Toowoomba QLD Professional  
Race 8: VALE KENLEY WALDRON BENCHMARK 62 Handicap - 1850m



01 April 2023 - 20:47

Track Rating: Good 4, Weather: Overcast, Rail Position: +1m Entire

Section	Overall	1600m	1400m	1200m	1000m	800m	600m	400m	200m			
Section Times	1:57.51 [6] (0:18.98)	1:38.53 [6] (0:11.25)	1:27.28 [6] (0:12.14)	1:15.14 [7] (0:12.22)	1:02.92 [7] (0:12.49)	0:50.43 [7] (0:12.16)	0:38.27 [7] (0:12.27)	0:26.00 [6] (0:12.67)	0:13.33 [6] (0:13.33)			
Average Speed [km/h]	46.7	63.3	59.5	59.2	58.0	59.5	58.7	56.9	53.9			
Top Speed [km/h]	59.3	65.1	62.6	60.3	59.1	61.2	59.9	57.9	55.4			
Avg. Dist. to Rail [m]	3.3	2.4	1.2	2.6	2.1	1.6	0.4	0.5	1.6			
Avg. Stride Freq. [Hz]	2.2	2.4	2.3	2.3	2.3	2.4	2.4	2.4	2.3			
Avg. Stride Length [m]	5.9	7.3	7.2	7.1	6.9	7.0	6.8	6.6	6.5			



- [ ] Ranking at each section and finish
- .-.- No data available at this section
- NA No data available





Horse/Jockey Name	Star Diva
Final Rank	7
Fastest Section Time (Section)	0:11.20 (1600m)
Top Speed [km/h] (Section)	66.6 (1600m)
Race State	Finished



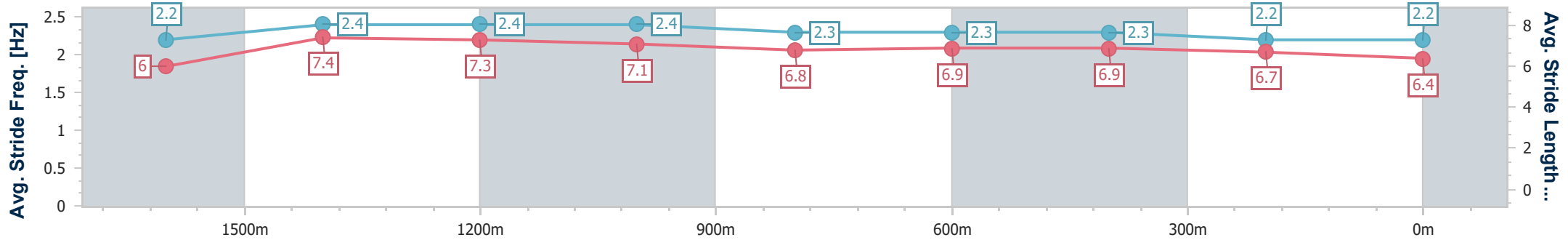
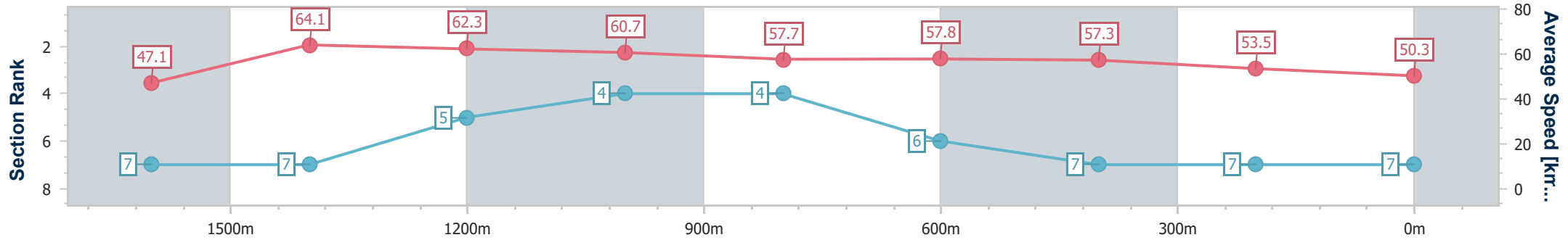
Toowoomba QLD Professional  
Race 8: VALE KENLEY WALDRON BENCHMARK 62 Handicap - 1850m



01 April 2023 - 20:47

Track Rating: Good 4, Weather: Overcast, Rail Position: +1m Entire

Section	Overall	1600m	1400m	1200m	1000m	800m	600m	400m	200m
Section Times	1:59.57 [7] (0:19.10)	1:40.47 [7] (0:11.20)	1:29.27 [7] (0:11.75)	1:17.52 [5] (0:11.92)	1:05.60 [4] (0:12.52)	0:53.08 [4] (0:12.61)	0:40.47 [6] (0:12.67)	0:27.80 [7] (0:13.52)	0:14.28 [7] (0:14.28)
Average Speed [km/h]	47.1	64.1	62.3	60.7	57.7	57.8	57.3	53.5	50.3
Top Speed [km/h]	61.3	66.6	64.1	63.6	58.8	58.9	59.0	55.1	52.2
Avg. Dist. to Rail [m]	2.7	0.8	3.0	4.0	2.0	2.6	1.5	2.1	2.9
Avg. Stride Freq. [Hz]	2.2	2.4	2.4	2.4	2.3	2.3	2.3	2.2	2.2
Avg. Stride Length [m]	6.0	7.4	7.3	7.1	6.8	6.9	6.9	6.7	6.4



- [ ] Ranking at each section and finish
- .-.- No data available at this section
- NA No data available