



Toowoomba QLD Professional

Race 1: TOOWOOMBA CRANE TRUCKS RATINGS BAND 0 - 58 Handicap - 2150m

01 April 2023 - 16:34



Track Rating: Soft 5, Weather: Overcast, Rail Position: +1m Entire

Section	Overall	2000m	1800m	1600m	1400m	1200m	1000m	Last 600m						
Field Times	2:15.68 (0:11.29)	2:04.39 (0:11.80)	1:52.59 (0:11.76)	1:40.83 (0:11.98)	1:28.85 (0:12.48)	1:16.37 (0:12.91)	1:03.46 (0:13.05)	0:37.70						
Rank	TAB	Horse/Jockey	Barrier	Top Speed [km/h]	Fastest Section							Distance Travelled [m]		
1	2	JERONIMOS Jake Molloy	6	63.2	0:11.68	2:15.68 [1] (0:11.68)	2:04.00 [5] (0:12.08)	1:51.92 [7] (0:12.03)	1:39.89 [6] (0:11.70)	1:28.19 [7] (0:12.60)	1:15.59 [7] (0:12.79)	1:02.80 [6] (0:13.05)	0:37.17	
2	3	TOKYO BLOSSOM Micheal Hellyer	4	62.3	0:11.66	2:15.81 [2] (0:11.66)	2:04.15 [4] (0:11.89)	1:52.26 [5] (0:11.86)	1:40.40 [4] (0:11.87)	1:28.53 [4] (0:12.55)	1:15.98 [5] (0:12.92)	1:03.06 [5] (0:12.93)	0:37.55	+8
3	1	HE'S VIRAL Alisha Donald	8	62.2	0:11.58	2:16.05 [3] (0:11.58)	2:04.47 [3] (0:11.83)	1:52.64 [3] (0:11.93)	1:40.71 [3] (0:11.90)	1:28.81 [3] (0:12.41)	1:16.40 [3] (0:12.82)	1:03.58 [3] (0:13.18)	0:37.87	+10
4	6	KIBBIT RAHEEB Shannon Apthorpe	3	62.0	0:11.45	2:16.84 [4] (0:11.45)	2:05.39 [2] (0:12.01)	1:53.38 [4] (0:11.99)	1:41.39 [5] (0:11.81)	1:29.58 [5] (0:12.42)	1:17.16 [4] (0:12.81)	1:04.35 [4] (0:13.15)	0:38.60	-3
5	7	PRINENTE Tessa Townsend	7	63.2	0:11.62	2:16.93 [5] (0:11.76)	2:05.17 [7] (0:11.94)	1:53.23 [6] (0:12.09)	1:41.14 [7] (0:11.62)	1:29.52 [6] (0:12.60)	1:16.92 [6] (0:12.85)	1:04.07 [7] (0:12.94)	0:38.50	+13
6	5	OCTOBER JOY Gary Geran	5	64.5	0:11.65	2:17.81 [6] (0:11.73)	2:06.08 [6] (0:11.65)	1:54.43 [2] (0:11.82)	1:42.61 [2] (0:11.89)	1:30.72 [2] (0:12.44)	1:18.28 [2] (0:12.87)	1:05.41 [2] (0:13.00)	0:39.72	+2
7	8	CONSULAR Kenji Yoshida	2	61.7	0:11.29	2:19.05 [7] (0:11.29)	2:07.76 [1] (0:11.80)	1:55.96 [1] (0:11.76)	1:44.20 [1] (0:11.98)	1:32.22 [1] (0:12.48)	1:19.74 [1] (0:12.91)	1:06.83 [1] (0:13.05)	0:41.07	-5

Scratched: Harbelle (#4)



Toowoomba QLD Professional

Race 1: TOOWOOMBA CRANE TRUCKS RATINGS BAND 0 - 58 Handicap - 2150m

01 April 2023 - 16:34



Track Rating: Soft 5, Weather: Overcast, Rail Position: +1m Entire

Section									Last 600m			
Field Times									0:37.70			
		800m	600m	400m	200m							
		0:50.41 (0:12.71)	0:37.70 (0:12.77)	0:24.93 (0:12.68)	0:12.25 (0:12.25)							
Rank	TAB	Horse/Jockey	Barrier	Top Speed [km/h]	Fastest Section					Margin	Distance Travelled [m]	
1	2	JERONIMOS Jake Molloy	6	63.2 1600m	0:11.68 Overall	0:49.75 [7] (0:12.58)	0:37.17 [7] (0:12.63)	0:24.54 [5] (0:12.48)	0:12.06 [3] (0:12.06)	2:15.68	0:37.17	
2	3	TOKYO BLOSSOM Micheal Hellyer	4	62.3 1800m	0:11.66 Overall	0:50.13 [4] (0:12.58)	0:37.55 [4] (0:12.61)	0:24.94 [2] (0:12.57)	0:12.37 [2] (0:12.37)	0.8L	0:37.55	+8
3	1	HE'S VIRAL Alisha Donald	8	62.2 2000m	0:11.58 Overall	0:50.40 [3] (0:12.53)	0:37.87 [3] (0:12.57)	0:25.30 [1] (0:12.68)	0:12.62 [1] (0:12.62)	2.1L	0:37.87	+10
4	6	KIBBIT RAHEEB Shannon Apthorpe	3	62.0 1600m	0:11.45 Overall	0:51.20 [5] (0:12.60)	0:38.60 [5] (0:12.90)	0:25.70 [7] (0:12.91)	0:12.79 [6] (0:12.79)	6.6L	0:38.60	-3
5	7	PRINENTE Tessa Townsend	7	63.2 1600m	0:11.62 1600m	0:51.13 [6] (0:12.63)	0:38.50 [6] (0:12.75)	0:25.75 [6] (0:12.87)	0:12.88 [4] (0:12.88)	7.1L	0:38.50	+13
6	5	OCTOBER JOY Gary Geran	5	64.5 2000m	0:11.65 2000m	0:52.41 [2] (0:12.69)	0:39.72 [2] (0:12.89)	0:26.83 [3] (0:13.11)	0:13.72 [5] (0:13.72)	12.1L	0:39.72	+2
7	8	CONSULAR Kenji Yoshida	2	61.7 2000m	0:11.29 Overall	0:53.78 [1] (0:12.71)	0:41.07 [1] (0:13.06)	0:28.01 [4] (0:13.56)	0:14.45 [7] (0:14.45)	19.4L	0:41.07	-5

Scratched: Harbelle (#4)



Horse/Jockey Name	Jeronimos
Final Rank	1
Fastest Section Time (Section)	0:11.68 (Overall)
Top Speed [km/h] (Section)	63.2 (1600m)
Race State	Finished

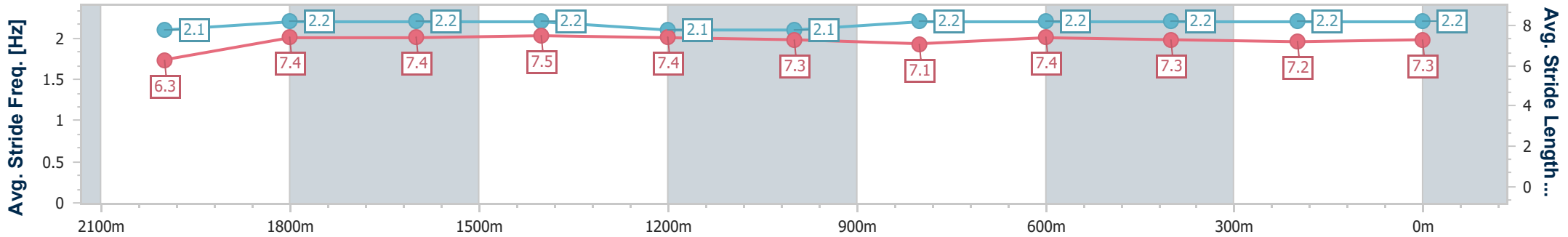
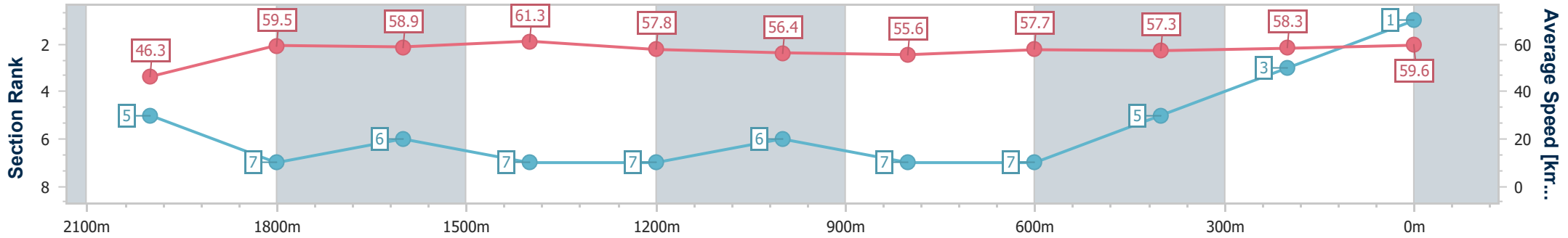


Toowoomba QLD Professional
 Race 1: TOOWOOMBA CRANE TRUCKS RATINGS BAND 0 - 58
 Handicap - 2150m
 01 April 2023 - 16:34



Track Rating: Soft 5, Weather: Overcast, Rail Position: +1m Entire

Section	Overall	2000m	1800m	1600m	1400m	1200m	1000m	800m	600m	400m	200m
Section Times	2:15.68 [1] (0:11.68)	2:04.00 [5] (0:12.08)	1:51.92 [7] (0:12.03)	1:39.89 [6] (0:11.70)	1:28.19 [7] (0:12.60)	1:15.59 [7] (0:12.79)	1:02.80 [6] (0:13.05)	0:49.75 [7] (0:12.58)	0:37.17 [7] (0:12.63)	0:24.54 [5] (0:12.48)	0:12.06 [3] (0:12.06)
Average Speed [km/h]	46.3	59.5	58.9	61.3	57.8	56.4	55.6	57.7	57.3	58.3	59.6
Top Speed [km/h]	59.9	60.5	61.6	63.2	61.5	58.4	57.2	58.4	60.8	61.1	60.5
Avg. Dist. to Rail [m]	4.9	2.1	3.4	0.8	1.7	2.7	2.3	1.8	1.6	2.9	4.2
Avg. Stride Freq. [Hz]	2.1	2.2	2.2	2.2	2.1	2.1	2.2	2.2	2.2	2.2	2.2
Avg. Stride Length [m]	6.3	7.4	7.4	7.5	7.4	7.3	7.1	7.4	7.3	7.2	7.3



- [] Ranking at each section and finish
- .-.- No data available at this section
- NA No data available



Horse/Jockey Name	Tokyo Blossom
Final Rank	2
Fastest Section Time (Section)	0:11.66 (Overall)
Top Speed [km/h] (Section)	62.3 (1800m)
Race State	Finished

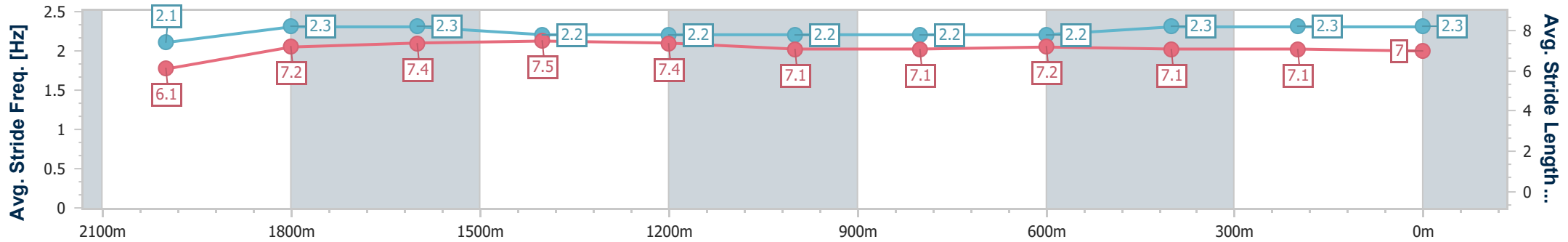
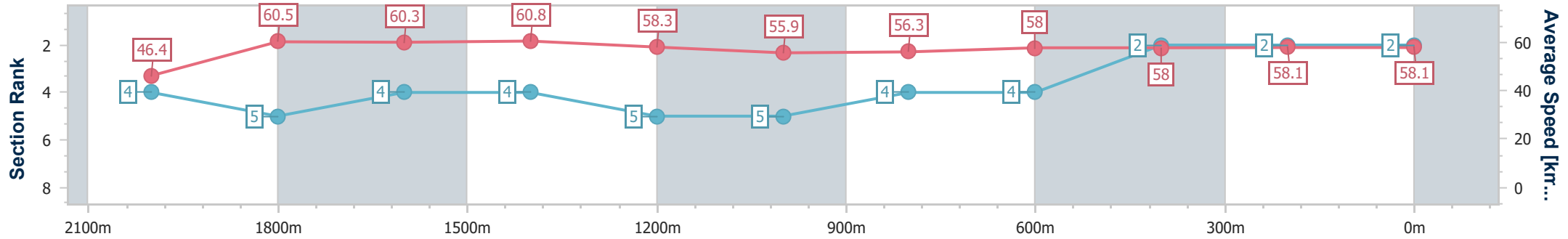


Toowoomba QLD Professional
 Race 1: TOOWOOMBA CRANE TRUCKS RATINGS BAND 0 - 58
 Handicap - 2150m
 01 April 2023 - 16:34



Track Rating: Soft 5, Weather: Overcast, Rail Position: +1m Entire

Section	Overall	2000m	1800m	1600m	1400m	1200m	1000m	800m	600m	400m	200m
Section Times	2:15.81 [2] (0:11.66)	2:04.15 [4] (0:11.89)	1:52.26 [5] (0:11.86)	1:40.40 [4] (0:11.87)	1:28.53 [4] (0:12.55)	1:15.98 [5] (0:12.92)	1:03.06 [5] (0:12.93)	0:50.13 [4] (0:12.58)	0:37.55 [4] (0:12.61)	0:24.94 [2] (0:12.57)	0:12.37 [2] (0:12.37)
Average Speed [km/h]	46.4	60.5	60.3	60.8	58.3	55.9	56.3	58.0	58.0	58.1	58.1
Top Speed [km/h]	60.6	61.4	62.3	62.0	59.4	57.6	57.7	58.7	59.2	58.6	59.0
Avg. Dist. to Rail [m]	2.1	1.4	1.3	1.2	2.8	3.8	3.2	3.7	3.5	3.8	4.7
Avg. Stride Freq. [Hz]	2.1	2.3	2.3	2.2	2.2	2.2	2.2	2.2	2.3	2.3	2.3
Avg. Stride Length [m]	6.1	7.2	7.4	7.5	7.4	7.1	7.1	7.2	7.1	7.1	7.0



- [] Ranking at each section and finish
- .-.- No data available at this section
- NA No data available



Horse/Jockey Name	He's Viral
Final Rank	3
Fastest Section Time (Section)	0:11.58 (Overall)
Top Speed [km/h] (Section)	62.2 (2000m)
Race State	Finished

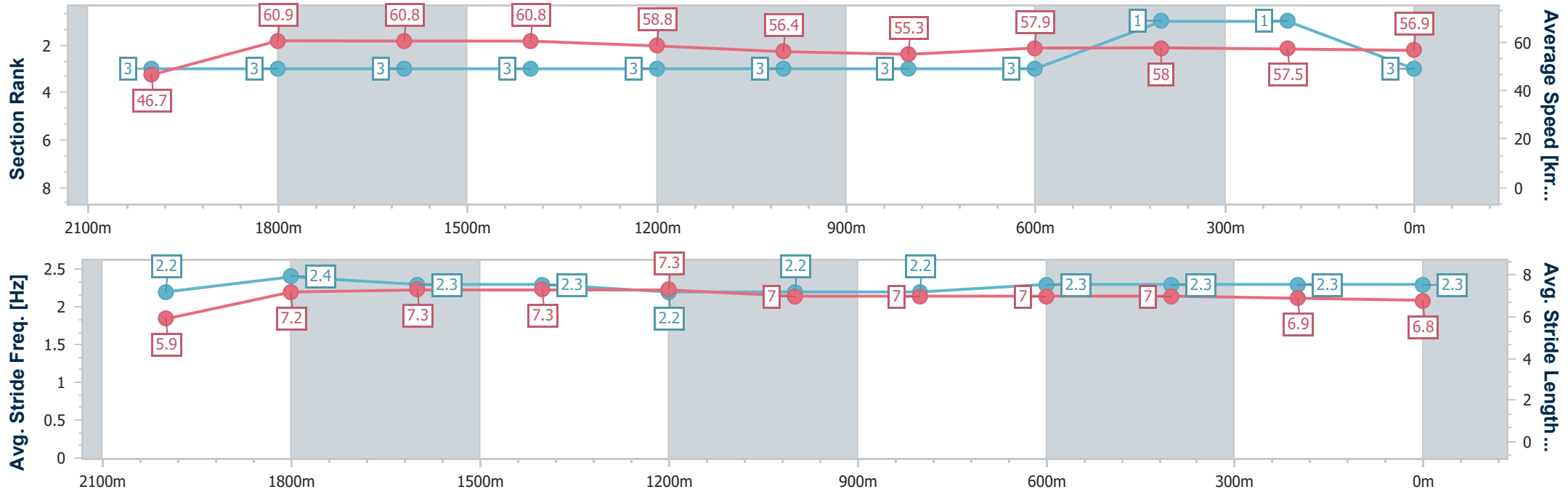


Toowoomba QLD Professional
 Race 1: TOOWOOMBA CRANE TRUCKS RATINGS BAND 0 - 58
 Handicap - 2150m
 01 April 2023 - 16:34



Track Rating: Soft 5, Weather: Overcast, Rail Position: +1m Entire

Section	Overall	2000m	1800m	1600m	1400m	1200m	1000m	800m	600m	400m	200m
Section Times	2:16.05 [3] (0:11.58)	2:04.47 [3] (0:11.83)	1:52.64 [3] (0:11.93)	1:40.71 [3] (0:11.90)	1:28.81 [3] (0:12.41)	1:16.40 [3] (0:12.82)	1:03.58 [3] (0:13.18)	0:50.40 [3] (0:12.53)	0:37.87 [3] (0:12.57)	0:25.30 [1] (0:12.68)	0:12.62 [1]
Average Speed [km/h]	46.7	60.9	60.8	60.8	58.8	56.4	55.3	57.9	58.0	57.5	56.9
Top Speed [km/h]	59.6	62.2	61.7	61.7	60.7	58.2	57.0	58.9	58.9	58.3	57.8
Avg. Dist. to Rail [m]	8.5	2.2	1.5	1.5	2.2	3.7	3.2	3.0	2.7	3.5	2.0
Avg. Stride Freq. [Hz]	2.2	2.4	2.3	2.3	2.2	2.2	2.2	2.3	2.3	2.3	2.3
Avg. Stride Length [m]	5.9	7.2	7.3	7.3	7.3	7.0	7.0	7.0	7.0	6.9	6.8



- [] Ranking at each section and finish
- .-.- No data available at this section
- NA No data available



Horse/Jockey Name	Kibbit Raheeb
Final Rank	4
Fastest Section Time (Section)	0:11.45 (Overall)
Top Speed [km/h] (Section)	62.0 (1600m)
Race State	Finished

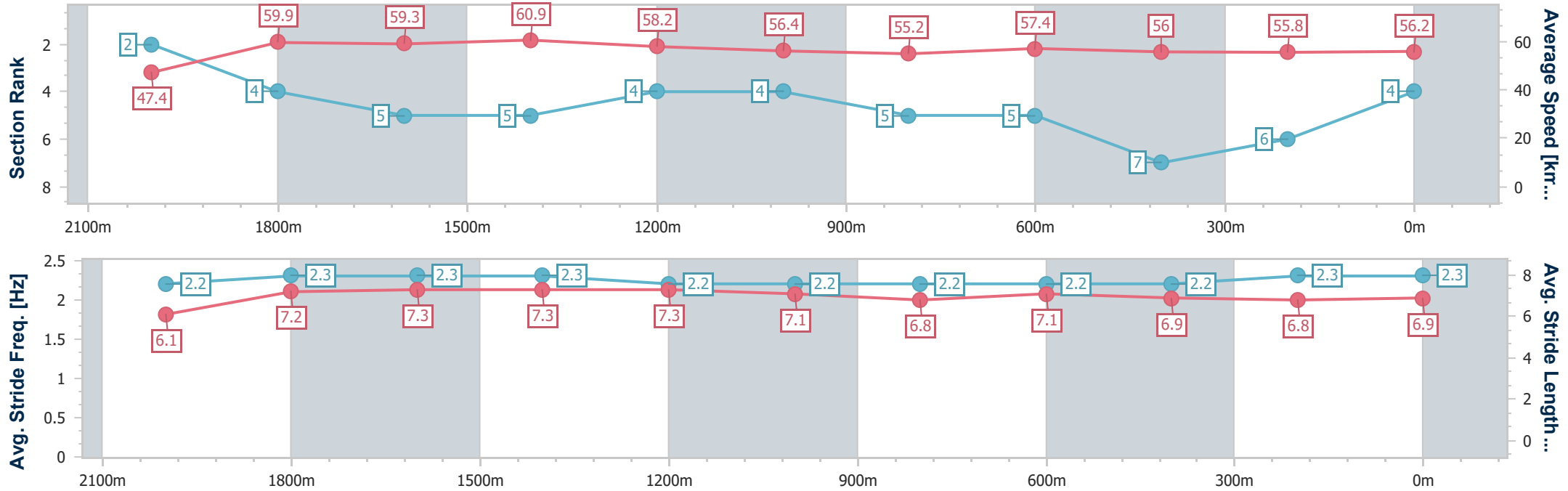


Toowoomba QLD Professional
 Race 1: TOOWOOMBA CRANE TRUCKS RATINGS BAND 0 - 58
 Handicap - 2150m
 01 April 2023 - 16:34



Track Rating: Soft 5, Weather: Overcast, Rail Position: +1m Entire

Section	Overall	2000m	1800m	1600m	1400m	1200m	1000m	800m	600m	400m	200m
Section Times	2:16.84 [4] (0:11.45)	2:05.39 [2] (0:12.01)	1:53.38 [4] (0:11.99)	1:41.39 [5] (0:11.81)	1:29.58 [5] (0:12.42)	1:17.16 [4] (0:12.81)	1:04.35 [4] (0:13.15)	0:51.20 [5] (0:12.60)	0:38.60 [5] (0:12.90)	0:25.70 [7] (0:12.91)	0:12.79 [6] (0:12.79)
Average Speed [km/h]	47.4	59.9	59.3	60.9	58.2	56.4	55.2	57.4	56.0	55.8	56.2
Top Speed [km/h]	59.6	60.6	61.6	62.0	60.5	57.8	57.0	58.1	57.6	57.2	57.2
Avg. Dist. to Rail [m]	2.5	2.8	2.3	0.7	1.0	2.0	2.1	1.5	0.8	1.2	2.1
Avg. Stride Freq. [Hz]	2.2	2.3	2.3	2.3	2.2	2.2	2.2	2.2	2.2	2.3	2.3
Avg. Stride Length [m]	6.1	7.2	7.3	7.3	7.3	7.1	6.8	7.1	6.9	6.8	6.9



- [] Ranking at each section and finish
- .-.- No data available at this section
- NA No data available



Horse/Jockey Name	Prinente
Final Rank	5
Fastest Section Time (Section)	0:11.62 (1600m)
Top Speed [km/h] (Section)	63.2 (1600m)
Race State	Finished

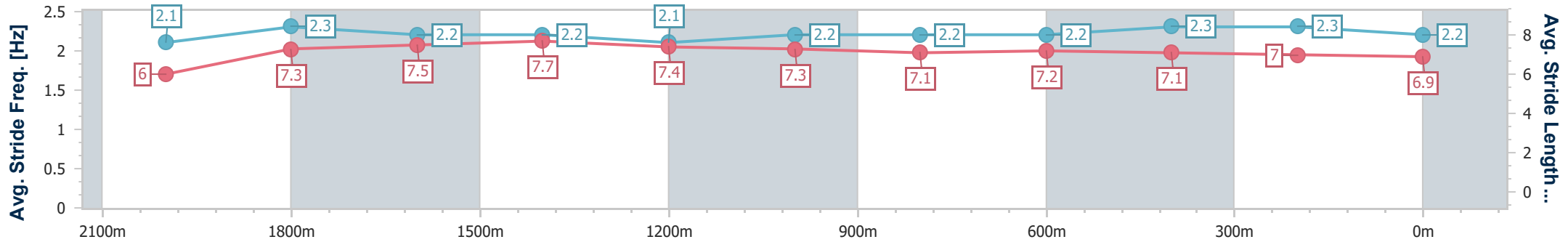
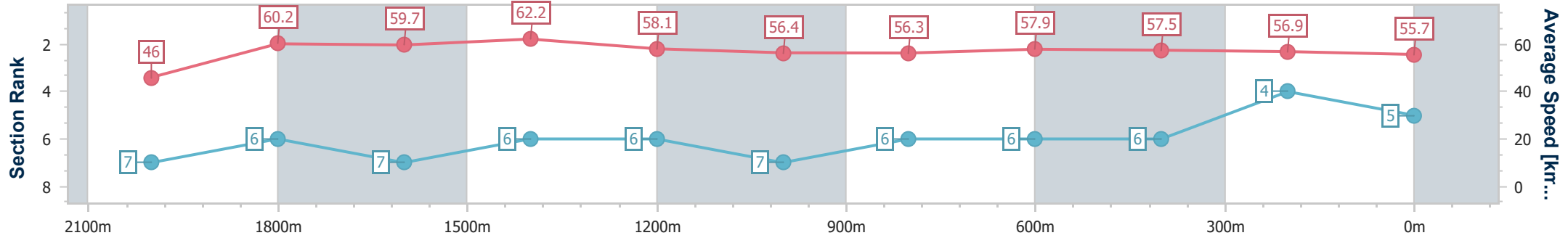


Toowoomba QLD Professional
 Race 1: TOOWOOMBA CRANE TRUCKS RATINGS BAND 0 - 58
 Handicap - 2150m
 01 April 2023 - 16:34



Track Rating: Soft 5, Weather: Overcast, Rail Position: +1m Entire

Section	Overall	2000m	1800m	1600m	1400m	1200m	1000m	800m	600m	400m	200m
Section Times	2:16.93 [5] (0:11.76)	2:05.17 [7] (0:11.94)	1:53.23 [6] (0:12.09)	1:41.14 [7] (0:11.62)	1:29.52 [6] (0:12.60)	1:16.92 [6] (0:12.85)	1:04.07 [7] (0:12.94)	0:51.13 [6] (0:12.63)	0:38.50 [6] (0:12.75)	0:25.75 [6] (0:12.87)	0:12.88 [4] (0:12.88)
Average Speed [km/h]	46.0	60.2	59.7	62.2	58.1	56.4	56.3	57.9	57.5	56.9	55.7
Top Speed [km/h]	60.2	61.4	62.8	63.2	60.5	58.4	57.5	58.8	58.8	58.0	56.9
Avg. Dist. to Rail [m]	7.0	1.1	0.4	1.6	3.0	3.9	3.1	4.4	3.8	4.9	6.4
Avg. Stride Freq. [Hz]	2.1	2.3	2.2	2.2	2.1	2.2	2.2	2.2	2.3	2.3	2.2
Avg. Stride Length [m]	6.0	7.3	7.5	7.7	7.4	7.3	7.1	7.2	7.1	7.0	6.9



- [] Ranking at each section and finish
- .-.- No data available at this section
- NA No data available



Horse/Jockey Name	October Joy
Final Rank	6
Fastest Section Time (Section)	0:11.65 (2000m)
Top Speed [km/h] (Section)	64.5 (2000m)
Race State	Finished

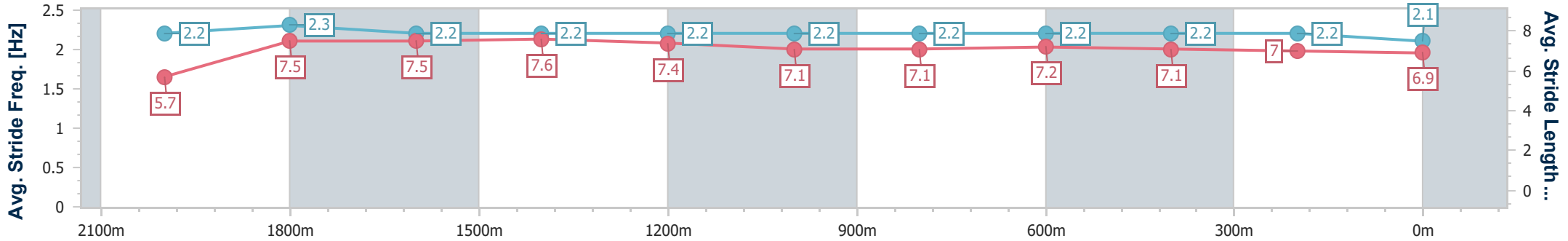
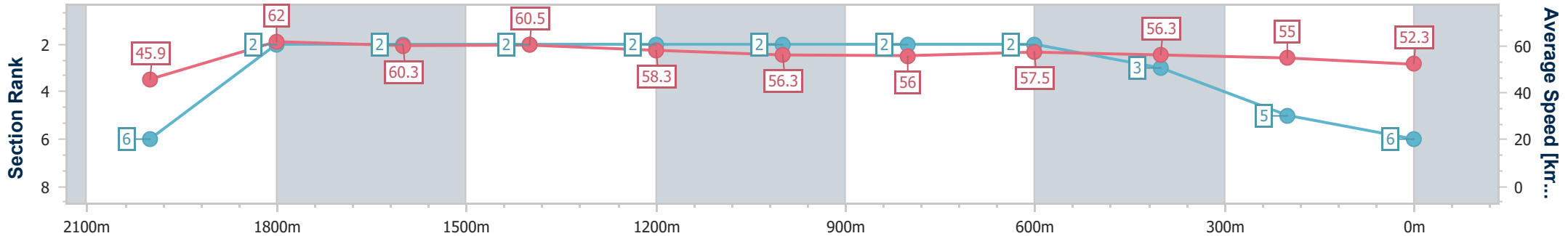


Toowoomba QLD Professional
 Race 1: TOOWOOMBA CRANE TRUCKS RATINGS BAND 0 - 58
 Handicap - 2150m
 01 April 2023 - 16:34



Track Rating: Soft 5, Weather: Overcast, Rail Position: +1m Entire

Section	Overall	2000m	1800m	1600m	1400m	1200m	1000m	800m	600m	400m	200m
Section Times	2:17.81 [6] (0:11.73)	2:06.08 [6] (0:11.65)	1:54.43 [2] (0:11.82)	1:42.61 [2] (0:11.89)	1:30.72 [2] (0:12.44)	1:18.28 [2] (0:12.87)	1:05.41 [2] (0:13.00)	0:52.41 [2] (0:12.69)	0:39.72 [2] (0:12.89)	0:26.83 [3] (0:13.11)	0:13.72 [5] (0:13.72)
Average Speed [km/h]	45.9	62.0	60.3	60.5	58.3	56.3	56.0	57.5	56.3	55.0	52.3
Top Speed [km/h]	64.4	64.5	61.2	61.3	60.3	57.9	57.3	58.5	57.8	55.7	55.0
Avg. Dist. to Rail [m]	5.3	0.5	1.8	0.6	1.7	4.0	3.4	3.7	1.6	0.6	0.3
Avg. Stride Freq. [Hz]	2.2	2.3	2.2	2.2	2.2	2.2	2.2	2.2	2.2	2.2	2.1
Avg. Stride Length [m]	5.7	7.5	7.5	7.6	7.4	7.1	7.1	7.2	7.1	7.0	6.9



- [] Ranking at each section and finish
- .-.- No data available at this section
- NA No data available



Horse/Jockey Name	Consular
Final Rank	7
Fastest Section Time (Section)	0:11.29 (Overall)
Top Speed [km/h] (Section)	61.7 (2000m)
Race State	Finished

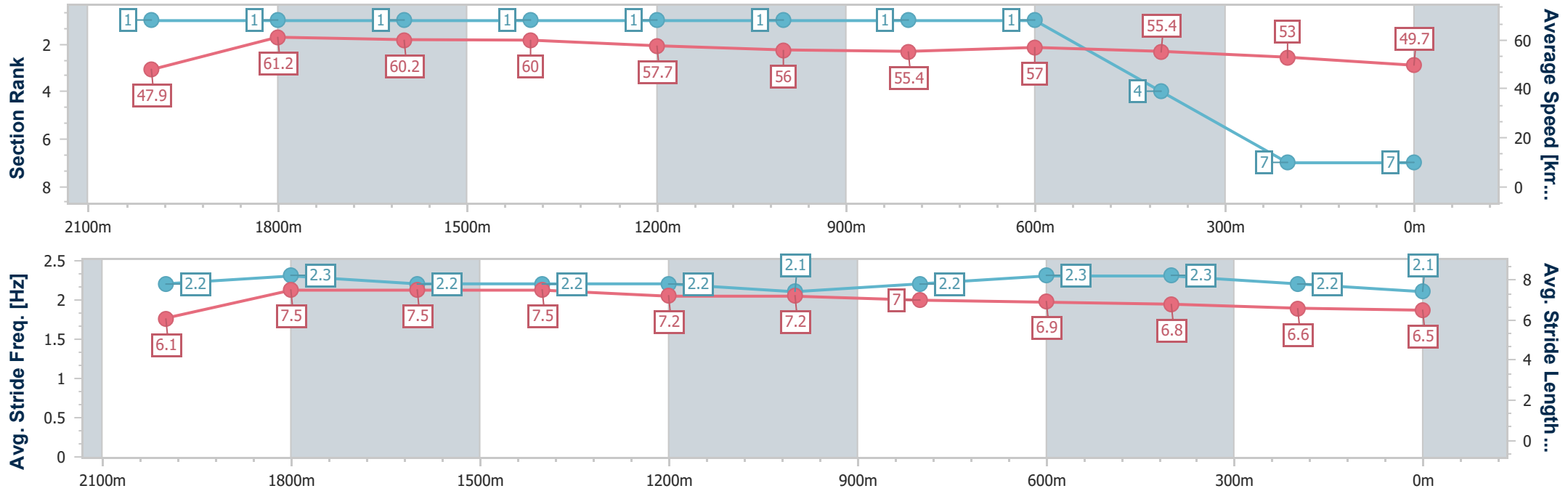


Toowoomba QLD Professional
 Race 1: TOOWOOMBA CRANE TRUCKS RATINGS BAND 0 - 58
 Handicap - 2150m
 01 April 2023 - 16:34



Track Rating: Soft 5, Weather: Overcast, Rail Position: +1m Entire

Section	Overall	2000m	1800m	1600m	1400m	1200m	1000m	800m	600m	400m	200m
Section Times	2:19.05 [7] (0:11.29)	2:07.76 [1] (0:11.80)	1:55.96 [1] (0:11.76)	1:44.20 [1] (0:11.98)	1:32.22 [1] (0:12.48)	1:19.74 [1] (0:12.91)	1:06.83 [1] (0:13.05)	0:53.78 [1] (0:12.71)	0:41.07 [1] (0:13.06)	0:28.01 [4] (0:13.56)	0:14.45 [7] (0:14.45)
Average Speed [km/h]	47.9	61.2	60.2	60.0	57.7	56.0	55.4	57.0	55.4	53.0	49.7
Top Speed [km/h]	61.3	61.7	61.2	61.2	60.0	58.4	56.6	58.1	57.5	54.2	53.3
Avg. Dist. to Rail [m]	2.4	2.4	2.9	0.8	0.6	1.0	0.8	2.5	1.1	0.3	0.2
Avg. Stride Freq. [Hz]	2.2	2.3	2.2	2.2	2.2	2.1	2.2	2.3	2.3	2.2	2.1
Avg. Stride Length [m]	6.1	7.5	7.5	7.5	7.2	7.2	7.0	6.9	6.8	6.6	6.5



- [] Ranking at each section and finish
- .-.- No data available at this section
- NA No data available