



# Aquis Park Gold Coast Poly QLD Professional

## Race 6: TALLEBUDGERA SURF CLUB Maiden Handicap - 1200m



01 April 2023 - 16:01

Track Rating: Synthetic, Weather: Overcast, Rail Position: True

Section		Field Times										Last 600m	
		Overall	1000m	800m	600m	400m	200m						0:36.03
		1:12.01 (0:13.56)	0:58.45 (0:10.79)	0:47.66 (0:11.63)	0:36.03 (0:11.68)	0:24.35 (0:11.91)	0:12.44 (0:12.44)						
Rank	TAB Horse/Jockey	Barrier	Top Speed [km/h]	Fastest Section								Margin	Distance Travelled [m]
1	5 <b>BETTER CLASS</b> Bailey Wheeler	6	67.0 1000m	0:11.21 1000m	1:12.01 [1] (0:13.91)	0:58.10 [6] (0:11.21)	0:46.89 [6] (0:11.67)	0:35.22 [6] (0:11.70)	0:23.52 [7] (0:11.85)	0:11.67 [4] (0:11.67)	1:12.01	0:35.22	
2	3 <b>SIR LORD</b> Andrew Spinks	4	67.0 Overall	0:11.06 1000m	1:12.20 [2] (0:13.74)	0:58.46 [5] (0:11.06)	0:47.40 [4] (0:11.45)	0:35.95 [3] (0:11.83)	0:24.12 [3] (0:12.05)	0:12.07 [2] (0:12.07)	1L	0:35.95	-4
3	2 <b>CANYOUFEELIT</b> Nozi Tomizawa	5	68.0 1000m	0:10.79 1000m	1:12.27 [3] (0:13.56)	0:58.71 [1] (0:10.79)	0:47.92 [1] (0:11.63)	0:36.29 [1] (0:11.68)	0:24.61 [1] (0:11.91)	0:12.70 [1] (0:12.70)	1.3L	0:36.29	-10
4	1 <b>DIS IS DUKE</b> Cody Collis	7	66.3 Overall	0:11.22 1000m	1:12.93 [4] (0:13.73)	0:59.20 [3] (0:11.22)	0:47.98 [5] (0:11.50)	0:36.48 [5] (0:11.61)	0:24.87 [4] (0:12.10)	0:12.77 [3] (0:12.77)	5.1L	0:36.48	+1
5	9 <b>GRIS AMOUR</b> Cecily Eaton	3	69.3 Overall	0:10.95 1000m	1:13.81 [5] (0:13.71)	1:00.10 [4] (0:10.95)	0:49.15 [3] (0:11.54)	0:37.61 [4] (0:11.80)	0:25.81 [5] (0:12.46)	0:13.35 [5] (0:13.35)	10.1L	0:37.61	-7
6	8 <b>AYNAT</b> Minonette Kennedy	1	66.0 1000m	0:11.14 1000m	1:14.22 [6] (0:14.35)	0:59.87 [8] (0:11.14)	0:48.73 [8] (0:11.39)	0:37.34 [8] (0:11.65)	0:25.69 [8] (0:12.38)	0:13.31 [7] (0:13.31)	12.4L	0:37.34	-11
7	7 <b>APACHE MINTO</b> Stacey Callow	9	68.3 1000m	0:11.00 1000m	1:14.44 [7] (0:13.63)	1:00.81 [2] (0:11.00)	0:49.81 [2] (0:11.49)	0:38.32 [2] (0:11.95)	0:26.37 [2] (0:12.62)	0:13.75 [6] (0:13.75)	13.7L	0:38.32	-8
8	6 <b>SIDESTEP ME</b> Craig Robertson	8	65.6 600m	0:11.29 1000m	1:16.21 [8] (0:13.99)	1:02.22 [7] (0:11.29)	0:50.93 [7] (0:11.53)	0:39.40 [7] (0:11.61)	0:27.79 [6] (0:12.90)	0:14.89 [8] (0:14.89)	24L	0:39.40	-5

Scratched: Daulat Machtigkuda (#4), I'm Rushin (#10), Kaytee Reinado (#11)



Horse/Jockey Name	Better Class
Final Rank	1
Fastest Section Time (Section)	0:11.21 (1000m)
Top Speed [km/h] (Section)	67.0 (1000m)
Race State	Finished



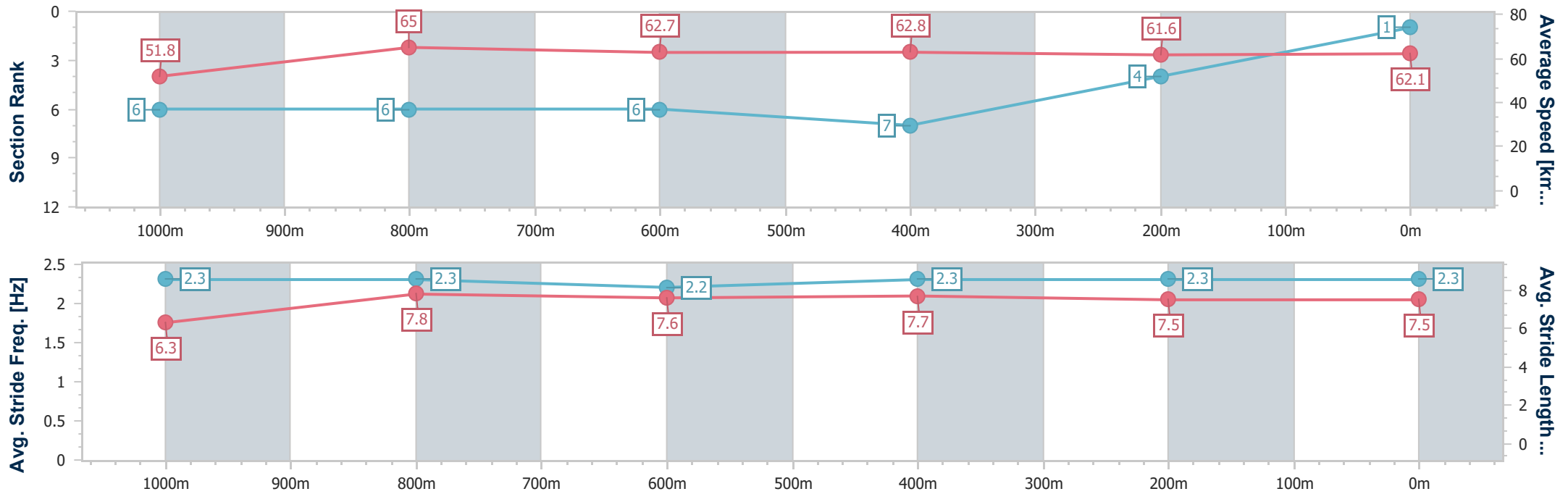
Aquis Park Gold Coast Poly QLD Professional  
Race 6: TALLEBUDGERA SURF CLUB Maiden Handicap - 1200m



01 April 2023 - 16:01

Track Rating: Synthetic, Weather: Overcast, Rail Position: True

Section	Overall	1000m	800m	600m	400m	200m
Section Times	1:12.01 [1] (0:13.91)	0:58.10 [6] (0:11.21)	0:46.89 [6] (0:11.67)	0:35.22 [6] (0:11.70)	0:23.52 [7] (0:11.85)	0:11.67 [4]
Average Speed [km/h]	51.8	65.0	62.7	62.8	61.6	62.1
Top Speed [km/h]	66.0	67.0	64.0	64.9	63.7	63.7
Avg. Dist. to Rail [m]	4.8	4.2	3.0	4.1	8.1	8.3
Avg. Stride Freq. [Hz]	2.3	2.3	2.2	2.3	2.3	2.3
Avg. Stride Length [m]	6.3	7.8	7.6	7.7	7.5	7.5



- [ ] Ranking at each section and finish
- .-.- No data available at this section
- NA No data available



Horse/Jockey Name	Sir Lord
Final Rank	2
Fastest Section Time (Section)	0:11.06 (1000m)
Top Speed [km/h] (Section)	67.0 (Overall)
Race State	Finished



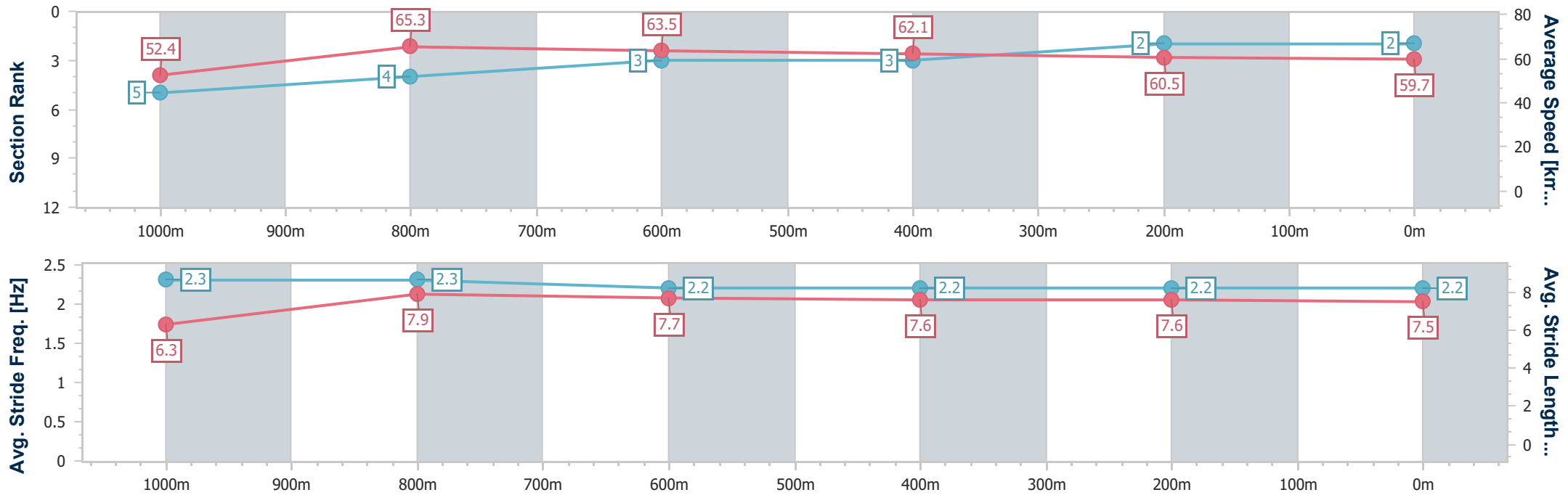
Aquis Park Gold Coast Poly QLD Professional  
Race 6: TALLEBUDGERA SURF CLUB Maiden Handicap - 1200m



01 April 2023 - 16:01

Track Rating: Synthetic, Weather: Overcast, Rail Position: True

Section	Overall	1000m	800m	600m	400m	200m
Section Times	1:12.20 [2] (0:13.74)	0:58.46 [5] (0:11.06)	0:47.40 [4] (0:11.45)	0:35.95 [3] (0:11.83)	0:24.12 [3] (0:12.05)	0:12.07 [2] (0:12.07)
Average Speed [km/h]	52.4	65.3	63.5	62.1	60.5	59.7
Top Speed [km/h]	67.0	66.7	64.3	64.1	60.9	60.5
Avg. Dist. to Rail [m]	2.8	1.7	1.8	3.6	5.5	5.5
Avg. Stride Freq. [Hz]	2.3	2.3	2.2	2.2	2.2	2.2
Avg. Stride Length [m]	6.3	7.9	7.7	7.6	7.6	7.5



- [ ] Ranking at each section and finish
- .-.- No data available at this section
- NA No data available



Horse/Jockey Name	Canyoufeelit
Final Rank	3
Fastest Section Time (Section)	0:10.79 (1000m)
Top Speed [km/h] (Section)	68.0 (1000m)
Race State	Finished



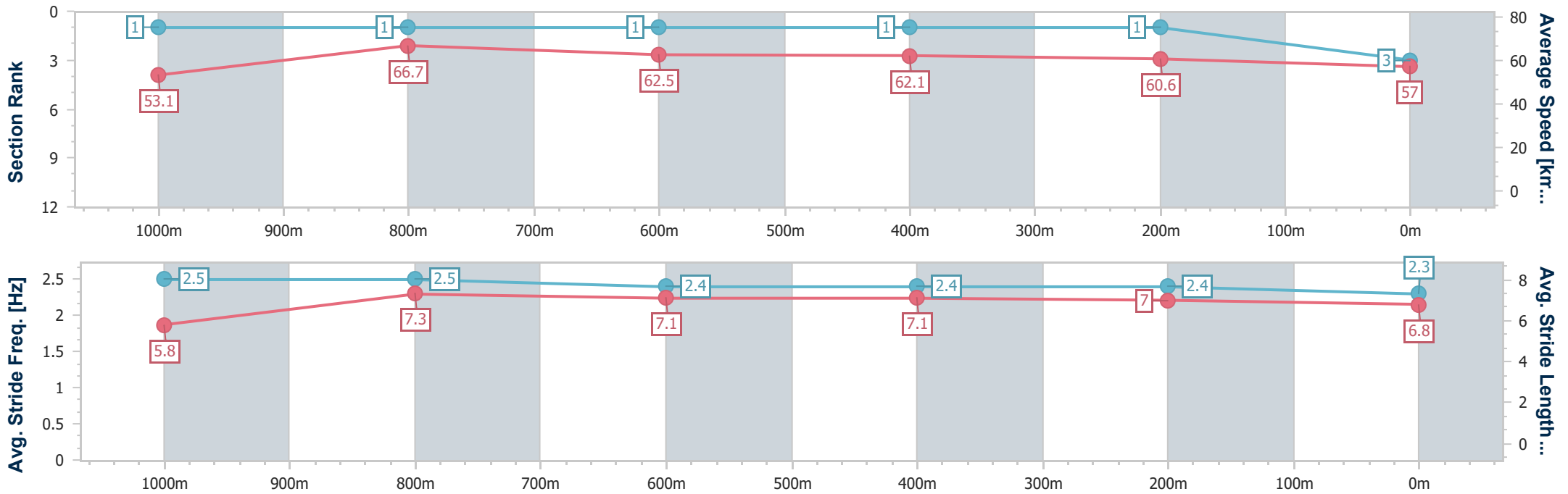
Aquis Park Gold Coast Poly QLD Professional  
Race 6: TALLEBUDGERA SURF CLUB Maiden Handicap - 1200m



01 April 2023 - 16:01

Track Rating: Synthetic, Weather: Overcast, Rail Position: True

Section	Overall	1000m	800m	600m	400m	200m
Section Times	1:12.27 [3] (0:13.56)	0:58.71 [1] (0:10.79)	0:47.92 [1] (0:11.63)	0:36.29 [1] (0:11.68)	0:24.61 [1] (0:11.91)	0:12.70 [1] (0:12.70)
Average Speed [km/h]	53.1	66.7	62.5	62.1	60.6	57.0
Top Speed [km/h]	67.5	68.0	63.7	64.2	62.0	59.3
Avg. Dist. to Rail [m]	4.0	0.7	1.5	1.6	1.2	2.3
Avg. Stride Freq. [Hz]	2.5	2.5	2.4	2.4	2.4	2.3
Avg. Stride Length [m]	5.8	7.3	7.1	7.1	7.0	6.8



- [ ] Ranking at each section and finish
- .-.- No data available at this section
- NA No data available



Horse/Jockey Name	Dis Is Duke
Final Rank	4
Fastest Section Time (Section)	0:11.22 (1000m)
Top Speed [km/h] (Section)	66.3 (Overall)
Race State	Finished



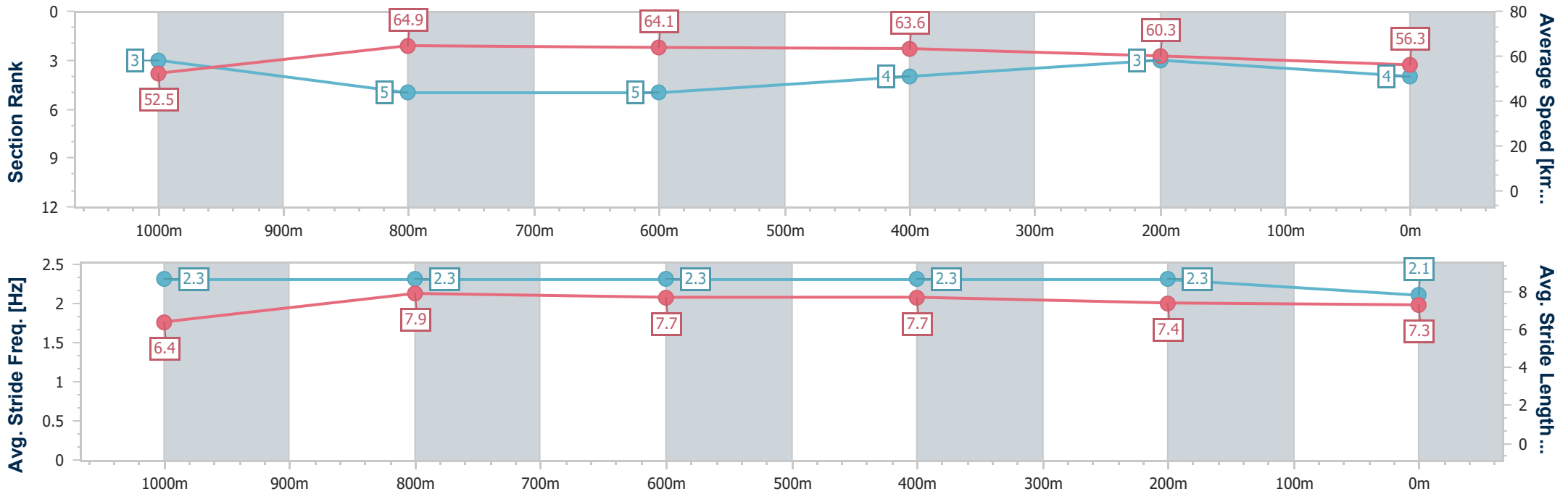
Aquis Park Gold Coast Poly QLD Professional  
 Race 6: TALLEBUDGERA SURF CLUB Maiden Handicap - 1200m



01 April 2023 - 16:01

Track Rating: Synthetic, Weather: Overcast, Rail Position: True

Section	Overall	1000m	800m	600m	400m	200m
Section Times	1:12.93 [4] (0:13.73)	0:59.20 [3] (0:11.22)	0:47.98 [5] (0:11.50)	0:36.48 [5] (0:11.61)	0:24.87 [4] (0:12.10)	0:12.77 [3] (0:12.77)
Average Speed [km/h]	52.5	64.9	64.1	63.6	60.3	56.3
Top Speed [km/h]	66.3	66.1	65.1	65.3	61.7	59.4
Avg. Dist. to Rail [m]	5.4	4.3	4.3	4.7	7.2	7.5
Avg. Stride Freq. [Hz]	2.3	2.3	2.3	2.3	2.3	2.1
Avg. Stride Length [m]	6.4	7.9	7.7	7.7	7.4	7.3



- [ ] Ranking at each section and finish
- .-.- No data available at this section
- NA No data available



Horse/Jockey Name	Gris Amour
Final Rank	5
Fastest Section Time (Section)	0:10.95 (1000m)
Top Speed [km/h] (Section)	69.3 (Overall)
Race State	Finished



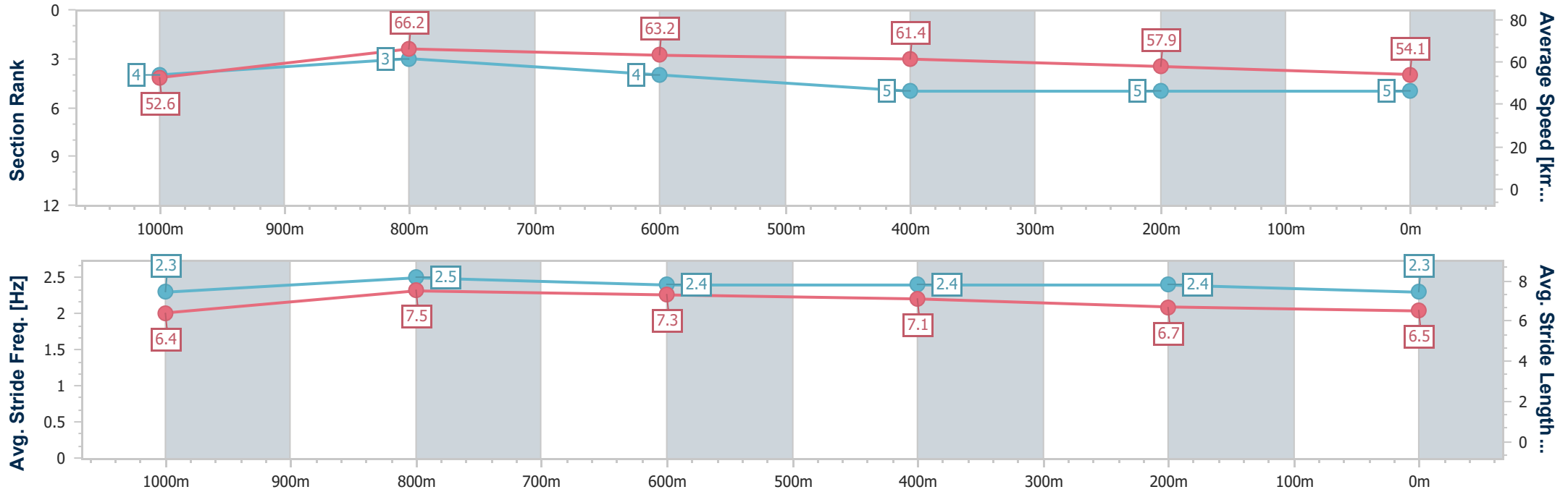
Aquis Park Gold Coast Poly QLD Professional  
Race 6: TALLEBUDGERA SURF CLUB Maiden Handicap - 1200m



01 April 2023 - 16:01

Track Rating: Synthetic, Weather: Overcast, Rail Position: True

Section	Overall	1000m	800m	600m	400m	200m
Section Times	1:13.81 [5] (0:13.71)	1:00.10 [4] (0:10.95)	0:49.15 [3] (0:11.54)	0:37.61 [4] (0:11.80)	0:25.81 [5] (0:12.46)	0:13.35 [5] (0:13.35)
Average Speed [km/h]	52.6	66.2	63.2	61.4	57.9	54.1
Top Speed [km/h]	69.3	69.3	65.0	63.2	59.7	57.2
Avg. Dist. to Rail [m]	3.6	2.9	2.2	1.1	2.1	3.3
Avg. Stride Freq. [Hz]	2.3	2.5	2.4	2.4	2.4	2.3
Avg. Stride Length [m]	6.4	7.5	7.3	7.1	6.7	6.5



- [ ] Ranking at each section and finish
- .-.- No data available at this section
- NA No data available



Horse/Jockey Name	Aynat
Final Rank	6
Fastest Section Time (Section)	0:11.14 (1000m)
Top Speed [km/h] (Section)	66.0 (1000m)
Race State	Finished



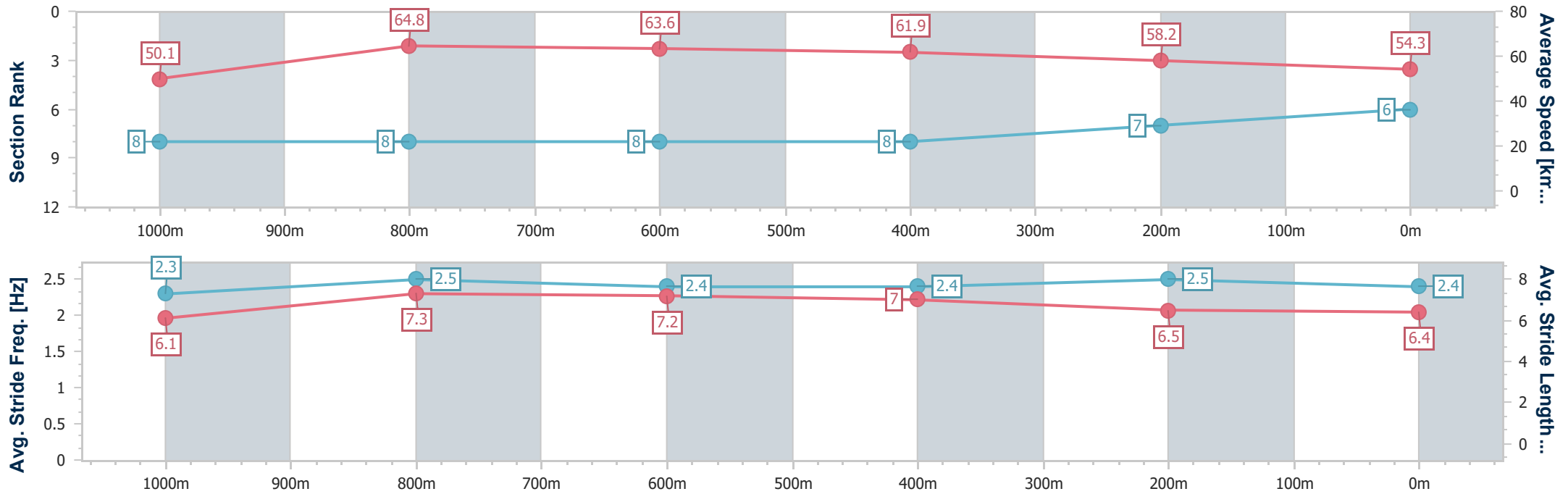
Aquis Park Gold Coast Poly QLD Professional  
Race 6: TALLEBUDGERA SURF CLUB Maiden Handicap - 1200m



01 April 2023 - 16:01

Track Rating: Synthetic, Weather: Overcast, Rail Position: True

Section	Overall	1000m	800m	600m	400m	200m
Section Times	1:14.22 [6] (0:14.35)	0:59.87 [8] (0:11.14)	0:48.73 [8] (0:11.39)	0:37.34 [8] (0:11.65)	0:25.69 [8] (0:12.38)	0:13.31 [7] (0:13.31)
Average Speed [km/h]	50.1	64.8	63.6	61.9	58.2	54.3
Top Speed [km/h]	64.5	66.0	65.1	64.3	59.4	56.8
Avg. Dist. to Rail [m]	2.0	1.2	0.6	0.4	1.5	1.9
Avg. Stride Freq. [Hz]	2.3	2.5	2.4	2.4	2.5	2.4
Avg. Stride Length [m]	6.1	7.3	7.2	7.0	6.5	6.4



- [ ] Ranking at each section and finish
- .-.- No data available at this section
- NA No data available



Horse/Jockey Name	Apache Minto
Final Rank	7
Fastest Section Time (Section)	0:11.00 (1000m)
Top Speed [km/h] (Section)	68.3 (1000m)
Race State	Finished



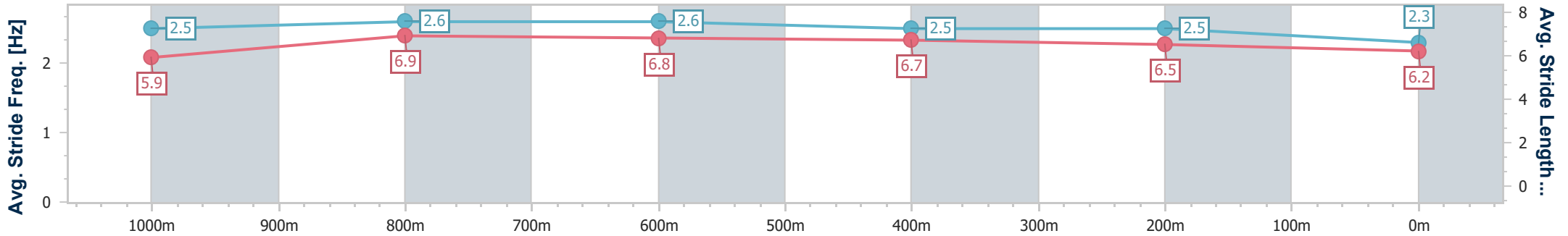
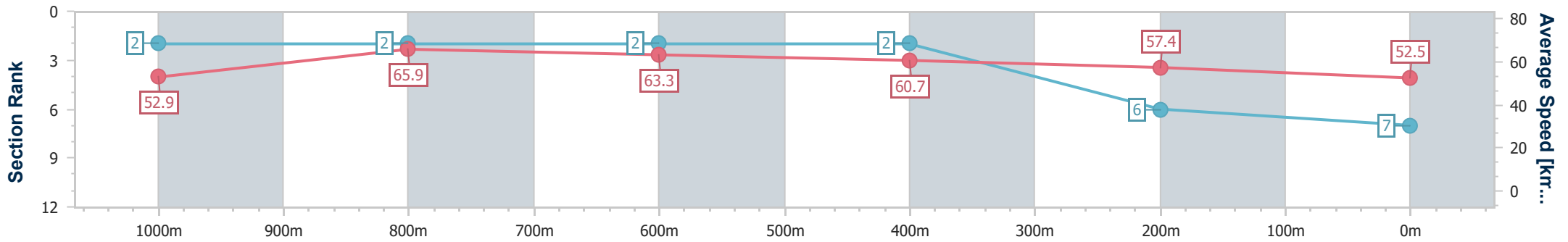
Aquis Park Gold Coast Poly QLD Professional  
Race 6: TALLEBUDGERA SURF CLUB Maiden Handicap - 1200m



01 April 2023 - 16:01

Track Rating: Synthetic, Weather: Overcast, Rail Position: True

Section	Overall	1000m	800m	600m	400m	200m
Section Times	1:14.44 [7] (0:13.63)	1:00.81 [2] (0:11.00)	0:49.81 [2] (0:11.49)	0:38.32 [2] (0:11.95)	0:26.37 [2] (0:12.62)	0:13.75 [6] (0:13.75)
Average Speed [km/h]	52.9	65.9	63.3	60.7	57.4	52.5
Top Speed [km/h]	68.1	68.3	65.0	62.2	60.2	54.4
Avg. Dist. to Rail [m]	8.4	2.8	1.7	1.3	3.2	3.9
Avg. Stride Freq. [Hz]	2.5	2.6	2.6	2.5	2.5	2.3
Avg. Stride Length [m]	5.9	6.9	6.8	6.7	6.5	6.2



- [ ] Ranking at each section and finish
- .-.- No data available at this section
- NA No data available





Horse/Jockey Name	Sidestep Me
Final Rank	8
Fastest Section Time (Section)	0:11.29 (1000m)
Top Speed [km/h] (Section)	65.6 (600m)
Race State	Finished



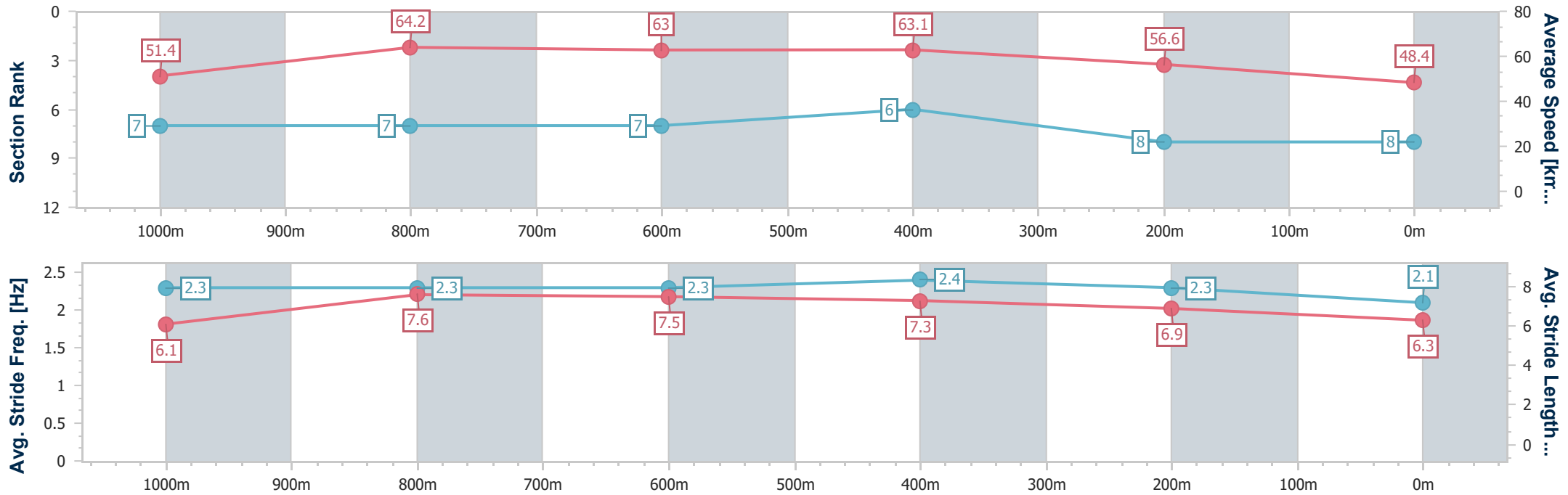
Aquis Park Gold Coast Poly QLD Professional  
Race 6: TALLEBUDGERA SURF CLUB Maiden Handicap - 1200m



01 April 2023 - 16:01

Track Rating: Synthetic, Weather: Overcast, Rail Position: True

Section	Overall	1000m	800m	600m	400m	200m
Section Times	1:16.21 [8] (0:13.99)	1:02.22 [7] (0:11.29)	0:50.93 [7] (0:11.53)	0:39.40 [7] (0:11.61)	0:27.79 [6] (0:12.90)	0:14.89 [8] (0:14.89)
Average Speed [km/h]	51.4	64.2	63.0	63.1	56.6	48.4
Top Speed [km/h]	65.4	65.2	63.6	65.6	60.6	53.1
Avg. Dist. to Rail [m]	6.4	3.4	1.8	3.2	6.7	6.0
Avg. Stride Freq. [Hz]	2.3	2.3	2.3	2.4	2.3	2.1
Avg. Stride Length [m]	6.1	7.6	7.5	7.3	6.9	6.3



- [ ] Ranking at each section and finish
- .-.- No data available at this section
- NA No data available