

Track Rating: Soft 6, Weather: Fine, Rail Position: +5M Entire

Section		Overall	1200m	1000m	800m	600m	400m	Last 600m				
Field Times		1:21.29 (0:11.88)	1:09.41 (0:11.57)	0:57.84 (0:11.36)	0:46.48 (0:11.54)	0:34.94 (0:11.82)	0:23.12 (0:11.68)	0:34.94				
Rank	TAB Horse/Jockey	Barrier	Top Speed [km/h]	Fastest Section	Distance Travelled [m]							
1	5 TARA JASMINE Michael Cahill	5	66.8 200m	0:11.15 200m	1:21.29 [1] (0:12.55)	1:08.74 [4] (0:11.64)	0:57.10 [5] (0:11.38)	0:45.72 [5] (0:11.57)	0:34.15 [5] (0:11.71)	0:22.44 [5] (0:11.29)	0:34.15	
2	7 NISHIKORI Damien Thornton	2	65.9 400m	0:11.28 1000m	1:21.36 [2] (0:12.59)	1:08.77 [5] (0:11.47)	0:57.30 [4] (0:11.28)	0:46.02 [4] (0:11.51)	0:34.51 [4] (0:11.79)	0:22.72 [4] (0:11.44)	0:34.51	+0
3	1 AT WITZ END James Orman	4	64.9 200m	0:11.35 1000m	1:21.39 [3] (0:12.05)	1:09.34 [2] (0:11.62)	0:57.72 [2] (0:11.35)	0:46.37 [2] (0:11.59)	0:34.78 [2] (0:11.79)	0:22.99 [2] (0:11.45)	0:34.78	+0
4	2 MATOWATAKPE Kyle Wilson-Taylor	7	64.4 200m	0:11.28 200m	1:21.48 [4] (0:12.75)	1:08.73 [6] (0:11.63)	0:57.10 [6] (0:11.43)	0:45.67 [6] (0:11.44)	0:34.23 [6] (0:11.54)	0:22.69 [6] (0:11.41)	0:34.23	+0
5	3 WREN'S DAY Jim Byrne	1	63.8 400m	0:11.32 1000m	1:21.80 [5] (0:12.23)	1:09.57 [3] (0:11.66)	0:57.91 [3] (0:11.32)	0:46.59 [3] (0:11.48)	0:35.11 [3] (0:11.78)	0:23.33 [3] (0:11.57)	0:35.11	+0
6	6 SO YOU DREAM Mark Du Plessis	6	63.2 1000m	0:11.36 1000m	1:21.84 [6] (0:11.88)	1:09.96 [1] (0:11.57)	0:58.39 [1] (0:11.36)	0:47.03 [1] (0:11.54)	0:35.49 [1] (0:11.82)	0:23.67 [1] (0:11.76)	0:35.49	+0

Scratched: Ammoudi Bay (#4)



Ipswich QLD Professional
Race 3: GREAT NORTHERN OPEN Handicap - 1350m
 31 March 2023 - 13:56



Track Rating: Soft 6, Weather: Fine, Rail Position: +5M Entire

Section				200m				Last 600m	
Field Times				0:11.44 (0:11.44)				0:34.94	
Rank	TAB	Horse/Jockey	Barrier	Top Speed [km/h]	Fastest Section	Margin			Distance Travelled [m]
1	5	TARA JASMINE Michael Cahill	5	66.8 200m	0:11.15 200m	0:11.15 [2] (0:11.15)	1:21.29		0:34.15
2	7	NISHIKORI Damien Thornton	2	65.9 400m	0:11.28 1000m	0:11.28 [3] (0:11.28)	0.3L		0:34.51 +0
3	1	AT WITZ END James Orman	4	64.9 200m	0:11.35 1000m	0:11.54 [1] (0:11.54)	0.5L		0:34.78 +0
4	2	MATOWATAKPE Kyle Wilson-Taylor	7	64.4 200m	0:11.28 200m	0:11.28 [6] (0:11.28)	1L		0:34.23 +0
5	3	WREN'S DAY Jim Byrne	1	63.8 400m	0:11.32 1000m	0:11.76 [5] (0:11.76)	2.8L		0:35.11 +0
6	6	SO YOU DREAM Mark Du Plessis	6	63.2 1000m	0:11.36 1000m	0:11.91 [4] (0:11.91)	3L		0:35.49 +0

Scratched: Ammoudi Bay (#4)

[] Ranking at each section and finish
 -:-:- No data available at this section
 NA No data available

SCN Saddle cloth number
 DNF Did not finish
 DNT Did not track



Horse/Jockey Name	Tara Jasmine
Final Rank	1
Fastest Section Time (Section)	0:11.15 (200m)
Top Speed [km/h] (Section)	66.8 (200m)
Race State	Finished



Ipswich QLD Professional

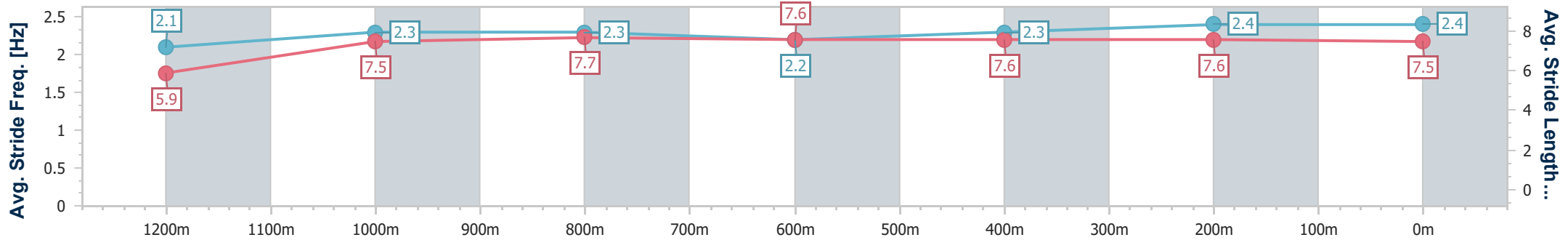
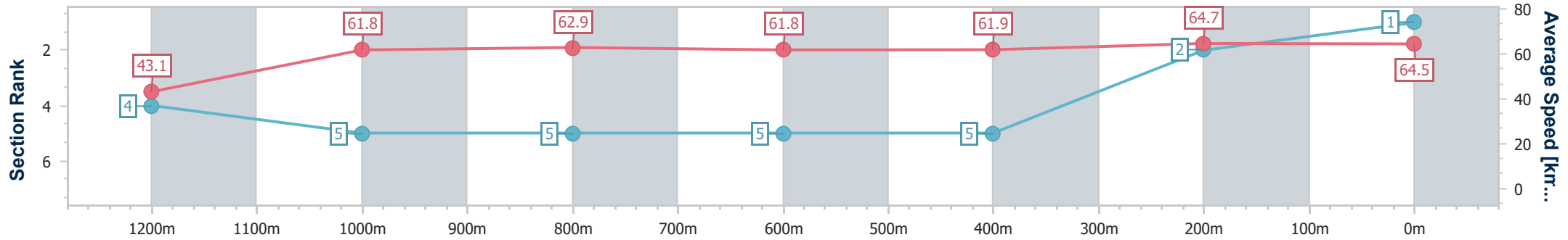
Race 3: GREAT NORTHERN OPEN Handicap - 1350m

31 March 2023 - 13:56



Track Rating: Soft 6, Weather: Fine, Rail Position: +5M Entire

Section	Overall	1200m	1000m	800m	600m	400m	200m
Section Times	1:21.29 [1] (0:12.55)	1:08.74 [4] (0:11.64)	0:57.10 [5] (0:11.38)	0:45.72 [5] (0:11.57)	0:34.15 [5] (0:11.71)	0:22.44 [5] (0:11.29)	0:11.15 [2] (0:11.15)
Average Speed [km/h]	43.1	61.8	62.9	61.8	61.9	64.7	64.5
Top Speed [km/h]	58.4	63.4	63.8	63.2	63.1	66.8	66.8
Avg. Dist. to Rail [m]	3.7	0.6	1.7	1.4	1.1	4.2	4.9
Avg. Stride Freq. [Hz]	2.1	2.3	2.3	2.2	2.3	2.4	2.4
Avg. Stride Length [m]	5.9	7.5	7.7	7.6	7.6	7.6	7.5



- [] Ranking at each section and finish
- .-.- No data available at this section
- NA No data available



Horse/Jockey Name	Nishikori
Final Rank	2
Fastest Section Time (Section)	0:11.28 (1000m)
Top Speed [km/h] (Section)	65.9 (400m)
Race State	Finished



Ipswich QLD Professional

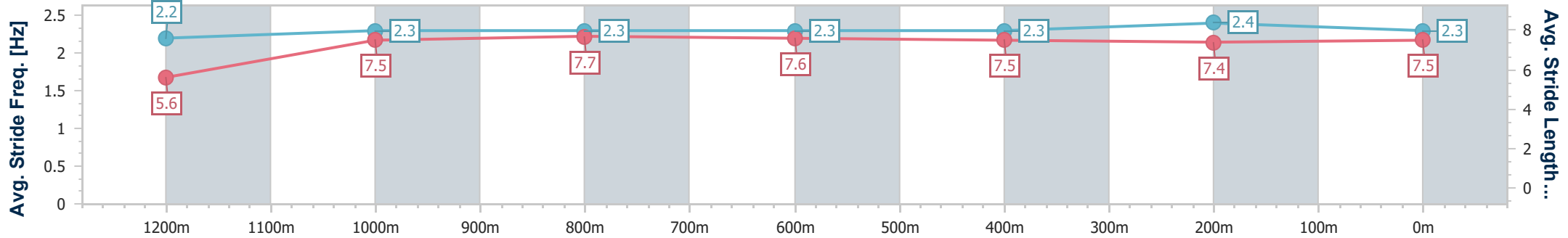
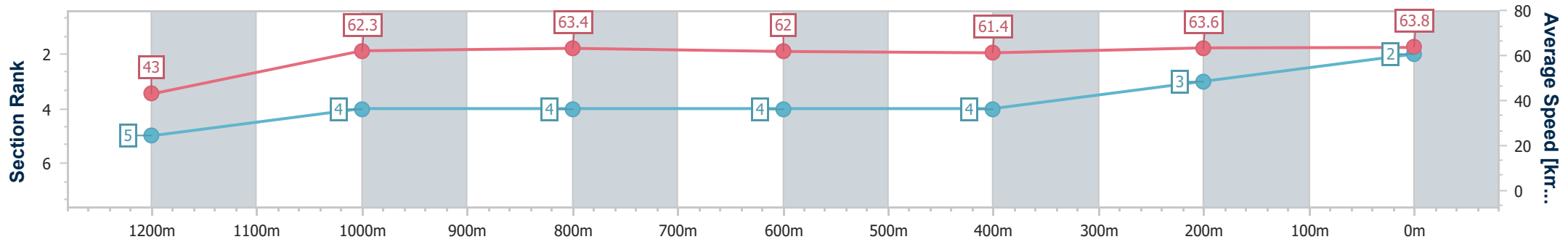
Race 3: GREAT NORTHERN OPEN Handicap - 1350m

31 March 2023 - 13:56



Track Rating: Soft 6, Weather: Fine, Rail Position: +5M Entire

Section	Overall	1200m	1000m	800m	600m	400m	200m
Section Times	1:21.36 [2] (0:12.59)	1:08.77 [5] (0:11.47)	0:57.30 [4] (0:11.28)	0:46.02 [4] (0:11.51)	0:34.51 [4] (0:11.79)	0:22.72 [4] (0:11.44)	0:11.28 [3] (0:11.28)
Average Speed [km/h]	43.0	62.3	63.4	62.0	61.4	63.6	63.8
Top Speed [km/h]	59.9	64.3	64.0	63.1	63.7	65.9	65.5
Avg. Dist. to Rail [m]	1.8	2.6	3.7	1.9	0.8	3.5	4.5
Avg. Stride Freq. [Hz]	2.2	2.3	2.3	2.3	2.3	2.4	2.3
Avg. Stride Length [m]	5.6	7.5	7.7	7.6	7.5	7.4	7.5



- [] Ranking at each section and finish
- .-.- No data available at this section
- NA No data available



Horse/Jockey Name	At Witz End
Final Rank	3
Fastest Section Time (Section)	0:11.35 (1000m)
Top Speed [km/h] (Section)	64.9 (200m)
Race State	Finished



Ipswich QLD Professional

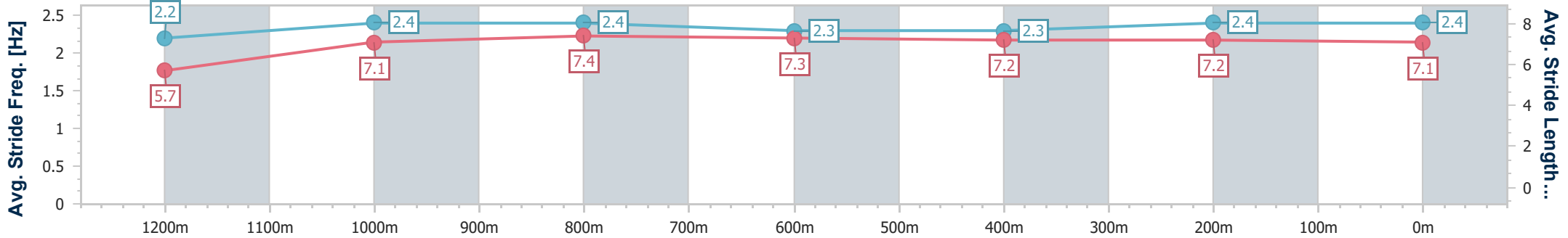
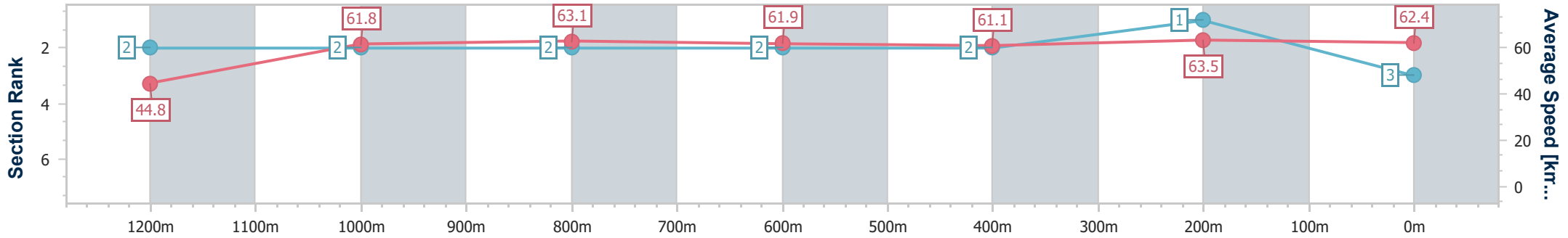
Race 3: GREAT NORTHERN OPEN Handicap - 1350m

31 March 2023 - 13:56

Track Rating: Soft 6, Weather: Fine, Rail Position: +5M Entire



Section	Overall	1200m	1000m	800m	600m	400m	200m
Section Times	1:21.39 [3] (0:12.05)	1:09.34 [2] (0:11.62)	0:57.72 [2] (0:11.35)	0:46.37 [2] (0:11.59)	0:34.78 [2] (0:11.79)	0:22.99 [2] (0:11.45)	0:11.54 [1] (0:11.54)
Average Speed [km/h]	44.8	61.8	63.1	61.9	61.1	63.5	62.4
Top Speed [km/h]	59.9	63.8	63.9	62.6	63.7	64.8	64.9
Avg. Dist. to Rail [m]	3.6	1.4	2.0	1.3	0.7	2.3	3.1
Avg. Stride Freq. [Hz]	2.2	2.4	2.4	2.3	2.3	2.4	2.4
Avg. Stride Length [m]	5.7	7.1	7.4	7.3	7.2	7.2	7.1



- [] Ranking at each section and finish
- .-.- No data available at this section
- NA No data available



Horse/Jockey Name	Matowatakpe
Final Rank	4
Fastest Section Time (Section)	0:11.28 (200m)
Top Speed [km/h] (Section)	64.4 (200m)
Race State	Finished



Ipswich QLD Professional

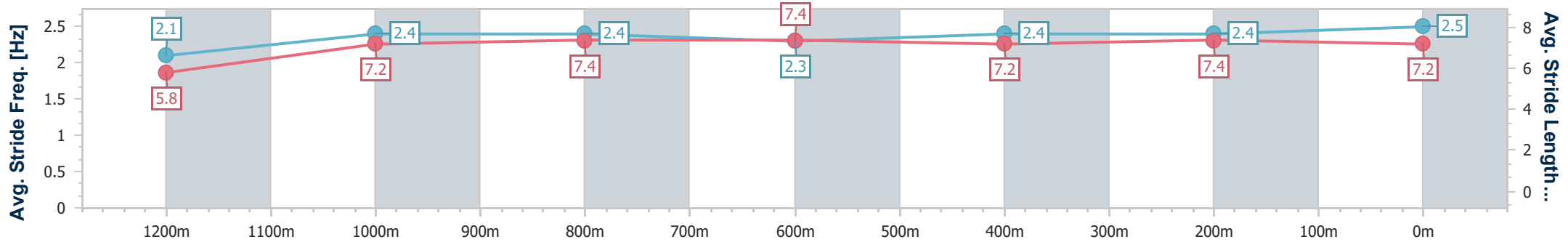
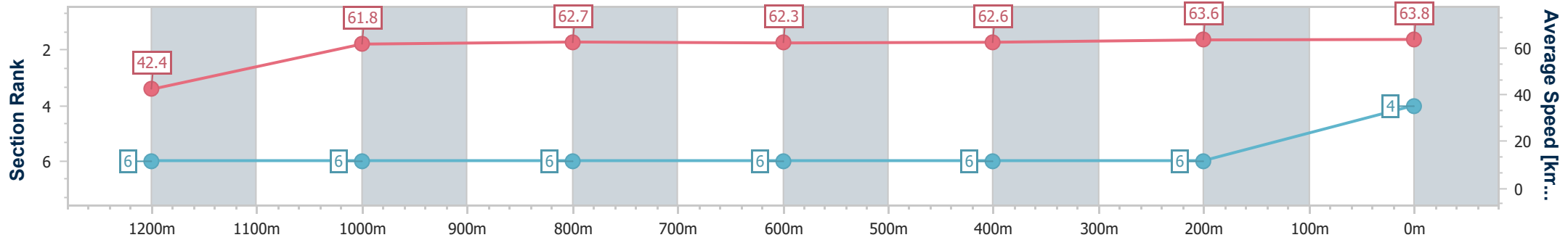
Race 3: GREAT NORTHERN OPEN Handicap - 1350m

31 March 2023 - 13:56



Track Rating: Soft 6, Weather: Fine, Rail Position: +5M Entire

Section	Overall	1200m	1000m	800m	600m	400m	200m
Section Times	1:21.48 [4] (0:12.75)	1:08.73 [6] (0:11.63)	0:57.10 [6] (0:11.43)	0:45.67 [6] (0:11.44)	0:34.23 [6] (0:11.54)	0:22.69 [6] (0:11.41)	0:11.28 [6] (0:11.28)
Average Speed [km/h]	42.4	61.8	62.7	62.3	62.6	63.6	63.8
Top Speed [km/h]	59.0	62.7	63.6	63.2	63.9	64.2	64.4
Avg. Dist. to Rail [m]	5.3	1.1	2.2	2.5	1.0	3.0	6.4
Avg. Stride Freq. [Hz]	2.1	2.4	2.4	2.3	2.4	2.4	2.5
Avg. Stride Length [m]	5.8	7.2	7.4	7.4	7.2	7.4	7.2



- [] Ranking at each section and finish
- .-.- No data available at this section
- NA No data available



Horse/Jockey Name	Wren's Day
Final Rank	5
Fastest Section Time (Section)	0:11.32 (1000m)
Top Speed [km/h] (Section)	63.8 (400m)
Race State	Finished



Ipswich QLD Professional

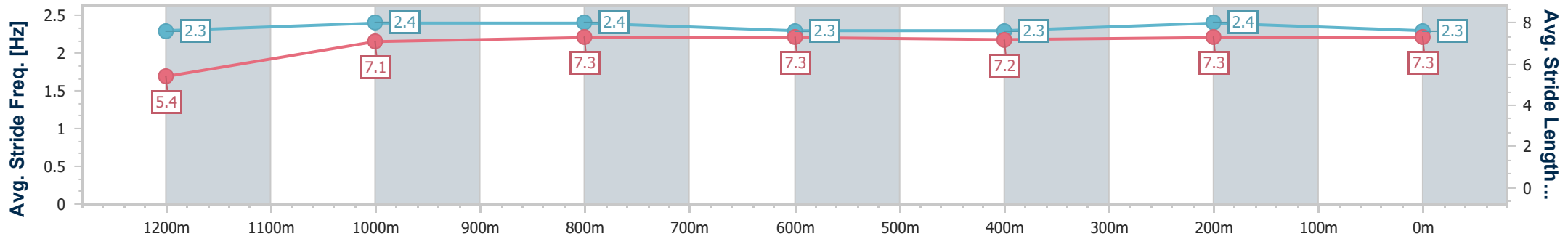
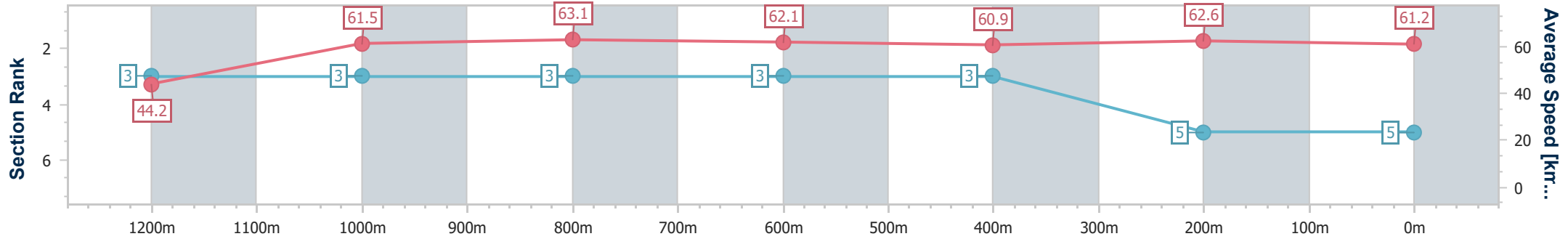
Race 3: GREAT NORTHERN OPEN Handicap - 1350m

31 March 2023 - 13:56

Track Rating: Soft 6, Weather: Fine, Rail Position: +5M Entire



Section	Overall	1200m	1000m	800m	600m	400m	200m
Section Times	1:21.80 [5] (0:12.23)	1:09.57 [3] (0:11.66)	0:57.91 [3] (0:11.32)	0:46.59 [3] (0:11.48)	0:35.11 [3] (0:11.78)	0:23.33 [3] (0:11.57)	0:11.76 [5] (0:11.76)
Average Speed [km/h]	44.2	61.5	63.1	62.1	60.9	62.6	61.2
Top Speed [km/h]	58.7	63.0	63.4	62.7	61.9	63.8	63.7
Avg. Dist. to Rail [m]	1.8	1.7	3.0	2.6	0.8	2.1	3.6
Avg. Stride Freq. [Hz]	2.3	2.4	2.4	2.3	2.3	2.4	2.3
Avg. Stride Length [m]	5.4	7.1	7.3	7.3	7.2	7.3	7.3



- [] Ranking at each section and finish
- .-.- No data available at this section
- NA No data available



Horse/Jockey Name	So You Dream
Final Rank	6
Fastest Section Time (Section)	0:11.36 (1000m)
Top Speed [km/h] (Section)	63.2 (1000m)
Race State	Finished



Ipswich QLD Professional

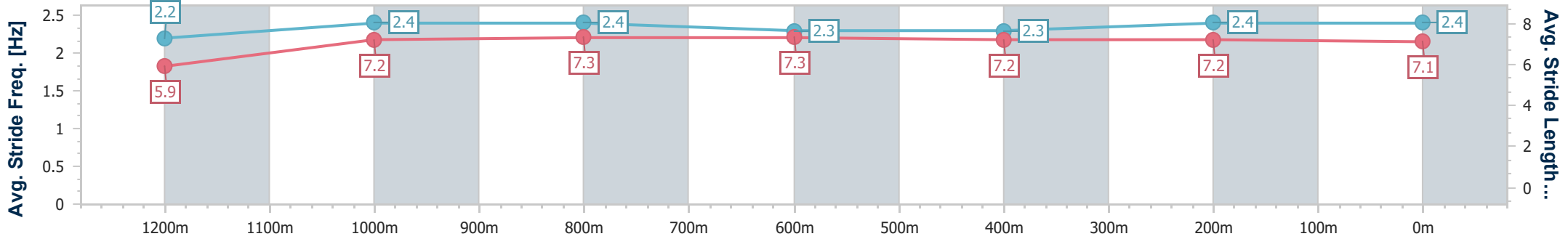
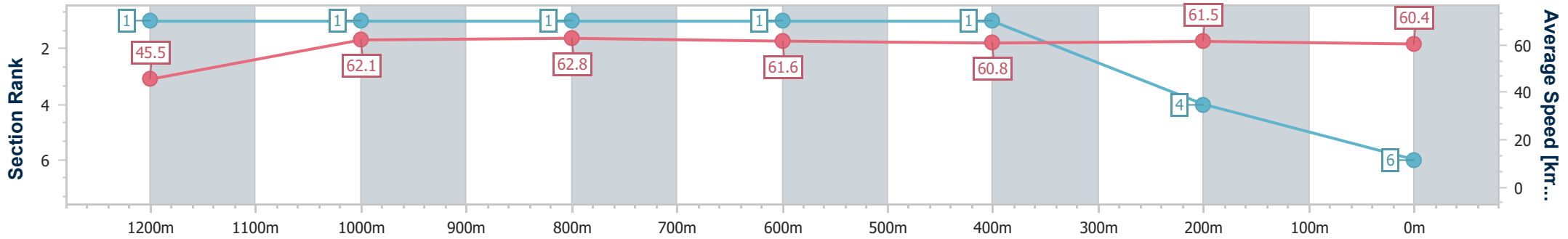
Race 3: GREAT NORTHERN OPEN Handicap - 1350m

31 March 2023 - 13:56



Track Rating: Soft 6, Weather: Fine, Rail Position: +5M Entire

Section	Overall	1200m	1000m	800m	600m	400m	200m
Section Times	1:21.84 [6] (0:11.88)	1:09.96 [1] (0:11.57)	0:58.39 [1] (0:11.36)	0:47.03 [1] (0:11.54)	0:35.49 [1] (0:11.82)	0:23.67 [1] (0:11.76)	0:11.91 [4] (0:11.91)
Average Speed [km/h]	45.5	62.1	62.8	61.6	60.8	61.5	60.4
Top Speed [km/h]	59.1	63.1	63.2	62.2	61.3	62.6	62.0
Avg. Dist. to Rail [m]	4.6	1.2	3.3	3.0	0.9	1.7	2.7
Avg. Stride Freq. [Hz]	2.2	2.4	2.4	2.3	2.3	2.4	2.4
Avg. Stride Length [m]	5.9	7.2	7.3	7.3	7.2	7.2	7.1



- [] Ranking at each section and finish
- .-.- No data available at this section
- NA No data available