



Eagle Farm QLD Professional
Race 7: LADBROKES SAME RACE MULTI QTIS Three-Year-Old
BENCHMARK 65 Handicap - 1000m
29 March 2023 - 16:29



BRISBANE
RACING CLUB

Track Rating: Soft 5, Weather: Overcast, Rail Position: +7.5m Entire Course

Section		Overall					Last 600m					
Field Times		0:58.93	0:45.82	0:35.24	0:23.93	0:12.50	0:35.24					
		(0:13.11)	(0:10.58)	(0:11.31)	(0:11.43)	(0:12.50)						
Rank	TAB Horse/Jockey	Barrier	Top Speed [km/h]	Fastest Section						Margin		Distance Travelled [m]
1	10 LIQUOR Angela Jones	7	68.3	0:10.91	0:58.93 [1]	0:45.72 [2]	0:34.81 [3]	0:23.78 [2]	0:12.50 [2]	0:58.93	0:34.81	
2	8 APRIL IN AUGUSTA Larry Cassidy	6	68.6	0:10.81	0:58.97 [2]	0:45.19 [7]	0:34.38 [7]	0:23.50 [7]	0:12.32 [7]	0.22L	0:34.38	+1
3	11 SECRET MEMO Nikita Beriman	3	68.0	0:10.83	0:59.07 [3]	0:45.65 [5]	0:34.82 [5]	0:23.76 [4]	0:12.61 [1]	0.8L	0:34.82	+0
4	9 BOCHKAREVA Ben Thompson	8	69.9	0:10.63	0:59.20 [4]	0:45.64 [6]	0:35.01 [5]	0:23.77 [6]	0:12.60 [4]	1.55L	0:35.01	+9
5	7 STUCK IN A DREAM Corey Bayliss	10	68.4	0:10.85	0:59.21 [5]	0:44.98 [10]	0:34.13 [10]	0:23.21 [10]	0:12.24 [9]	1.65L	0:34.13	+4
6	12 TOW THE LINE Damien Thornton	2	69.8	0:10.72	0:59.27 [6]	0:45.33 [8]	0:34.61 [8]	0:23.49 [8]	0:12.28 [8]	1.99L	0:34.61	+9
7	4 SPANISH ANGELS Cejay Graham	1	67.6	0:10.89	0:59.43 [7]	0:46.18 [3]	0:35.29 [4]	0:24.22 [3]	0:12.87 [3]	2.92L	0:35.29	+0
8	2 KOBE LAD Ryan Maloney	5	70.6	0:10.71	0:59.66 [8]	0:46.37 [4]	0:35.66 [2]	0:24.34 [5]	0:13.03 [6]	4.29L	0:35.66	+13
9	1 ALLUDE Justin Huxtable	9	68.6	0:10.86	0:59.77 [9]	0:45.65 [9]	0:34.79 [9]	0:23.66 [9]	0:12.61 [9]	4.9L	0:34.79	+8
10	3 FLYING RUPERT Kyle Wilson-Taylor	4	70.3	0:10.58	1:00.58 [10]	0:47.47 [1]	0:36.89 [1]	0:25.58 [1]	0:13.88 [5]	9.68L	0:36.89	+4

Scratched: Super Zamboni (#5), Point Break (#6)

Report Created: Wed 29 March 2023 17:58 GMT+1 (Note: Timing is based on position data)

Page 1/11

[] Ranking at each section and finish
 -:-:- No data available at this section
 NA No data available

SCN Saddle cloth number
 DNF Did not finish
 DNT Did not track

data processed by TRIPLESDATA



Horse/Jockey Name	Liquor
Final Rank	1
Fastest Section Time (Section)	0:10.91 (800m)
Top Speed [km/h] (Section)	68.3 (800m)
Race State	Finished



Eagle Farm QLD Professional
Race 7: LADBROKES SAME RACE MULTI QTIS Three-Year-Old
BENCHMARK 65 Handicap - 1000m

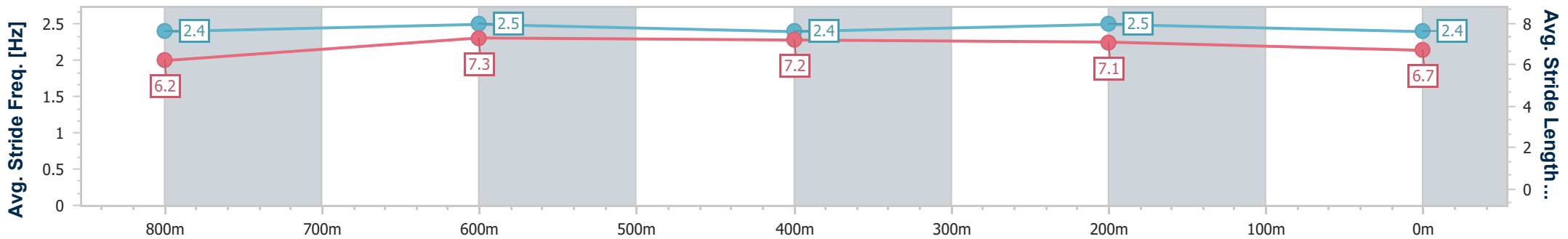
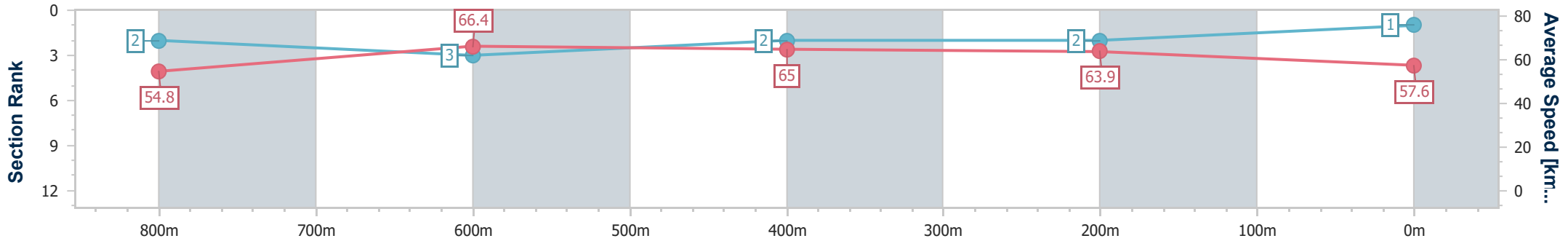


29 March 2023 - 16:29

BRISBANE
RACING CLUB

Track Rating: Soft 5, Weather: Overcast, Rail Position: +7.5m Entire Course

Section	Overall	800m	600m	400m	200m
Section Times	0:58.93 [1] (0:13.21)	0:45.72 [2] (0:10.91)	0:34.81 [3] (0:11.03)	0:23.78 [2] (0:11.28)	0:12.50 [2] (0:12.50)
Average Speed [km/h]	54.8	66.4	65.0	63.9	57.6
Top Speed [km/h]	66.5	68.3	65.9	65.4	60.7
Avg. Dist. to Rail [m]	3.9	1.4	1.6	2.3	1.3
Avg. Stride Freq. [Hz]	2.4	2.5	2.4	2.5	2.4
Avg. Stride Length [m]	6.2	7.3	7.2	7.1	6.7



- [] Ranking at each section and finish
- .-.- No data available at this section
- NA No data available



Horse/Jockey Name	April In Augusta
Final Rank	2
Fastest Section Time (Section)	0:10.81 (800m)
Top Speed [km/h] (Section)	68.6 (800m)
Race State	Finished



Eagle Farm QLD Professional
 Race 7: LADBROKES SAME RACE MULTI QTIS Three-Year-Old
 BENCHMARK 65 Handicap - 1000m

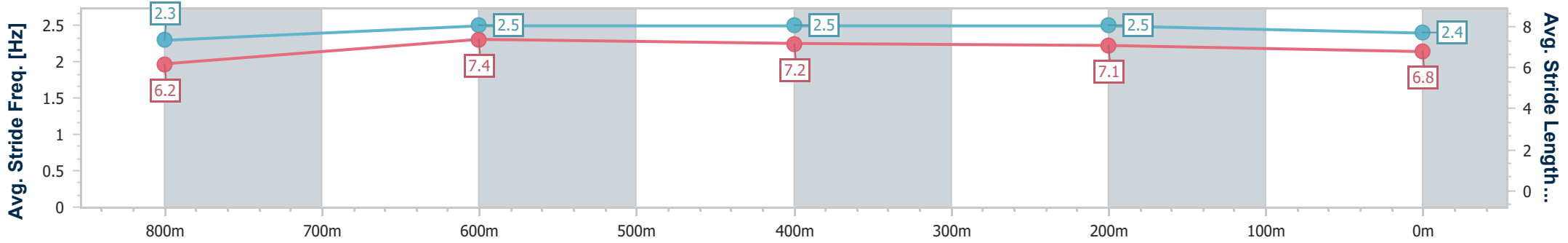
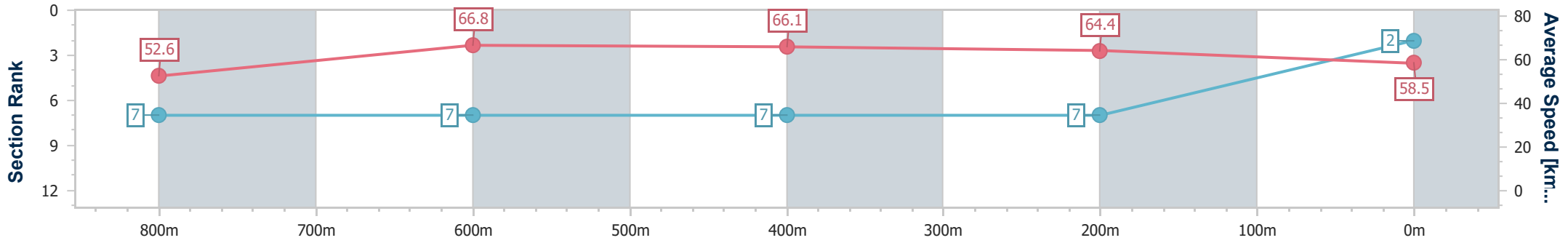


29 March 2023 - 16:29

BRISBANE
 RACING CLUB

Track Rating: Soft 5, Weather: Overcast, Rail Position: +7.5m Entire Course

Section	Overall	800m	600m	400m	200m
Section Times	0:58.97 [2] (0:13.78)	0:45.19 [7] (0:10.81)	0:34.38 [7] (0:10.88)	0:23.50 [7] (0:11.18)	0:12.32 [7] (0:12.32)
Average Speed [km/h]	52.6	66.8	66.1	64.4	58.5
Top Speed [km/h]	66.7	68.6	68.3	67.3	60.7
Avg. Dist. to Rail [m]	4.5	0.8	0.3	1.4	3.2
Avg. Stride Freq. [Hz]	2.3	2.5	2.5	2.5	2.4
Avg. Stride Length [m]	6.2	7.4	7.2	7.1	6.8



- [] Ranking at each section and finish
- .-.- No data available at this section
- NA No data available



Horse/Jockey Name	Secret Memo
Final Rank	3
Fastest Section Time (Section)	0:10.83 (800m)
Top Speed [km/h] (Section)	68.0 (800m)
Race State	Finished



Eagle Farm QLD Professional
Race 7: LADBROKES SAME RACE MULTI QTIS Three-Year-Old
BENCHMARK 65 Handicap - 1000m

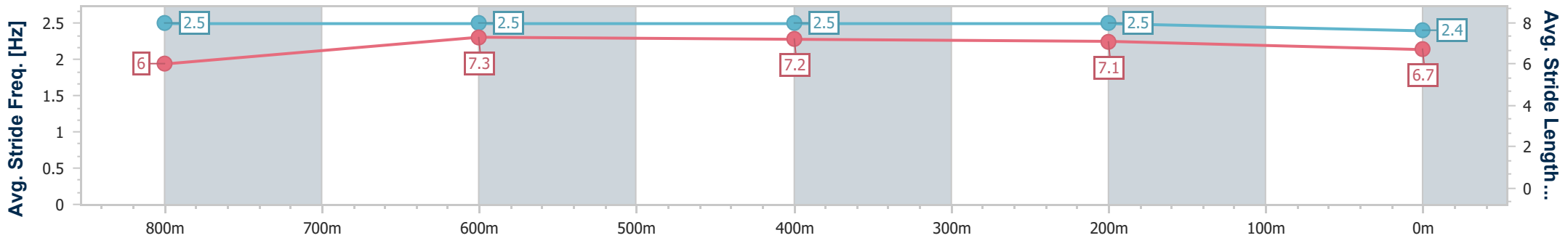
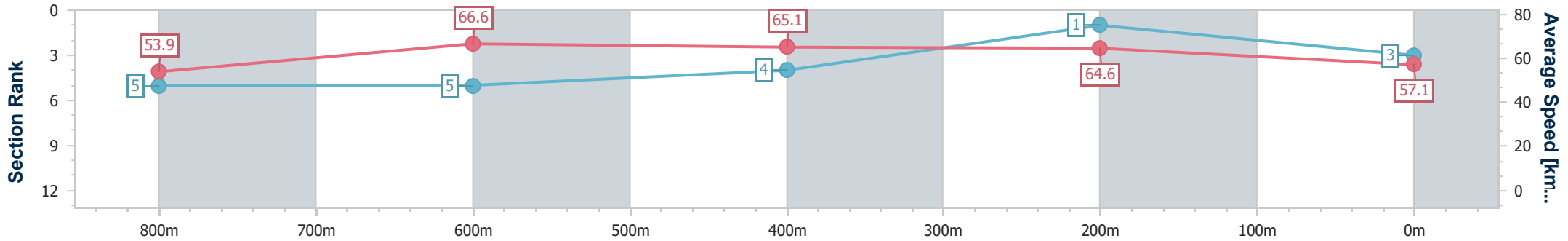


29 March 2023 - 16:29

BRISBANE
RACING CLUB

Track Rating: Soft 5, Weather: Overcast, Rail Position: +7.5m Entire Course

Section	Overall	800m	600m	400m	200m
Section Times	0:59.07 [3] (0:13.42)	0:45.65 [5] (0:10.83)	0:34.82 [5] (0:11.06)	0:23.76 [4] (0:11.15)	0:12.61 [1] (0:12.61)
Average Speed [km/h]	53.9	66.6	65.1	64.6	57.1
Top Speed [km/h]	66.6	68.0	66.4	66.3	61.7
Avg. Dist. to Rail [m]	2.2	0.8	0.5	0.2	2.4
Avg. Stride Freq. [Hz]	2.5	2.5	2.5	2.5	2.4
Avg. Stride Length [m]	6.0	7.3	7.2	7.1	6.7



- [] Ranking at each section and finish
- .-.- No data available at this section
- NA No data available



Horse/Jockey Name	Bochkareva
Final Rank	4
Fastest Section Time (Section)	0:10.63 (800m)
Top Speed [km/h] (Section)	69.9 (800m)
Race State	Finished



Eagle Farm QLD Professional
 Race 7: LADBROKES SAME RACE MULTI QTIS Three-Year-Old
 BENCHMARK 65 Handicap - 1000m

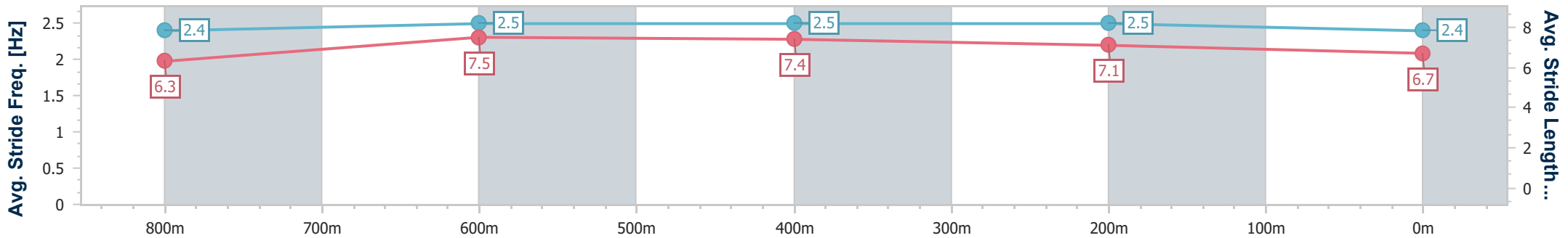
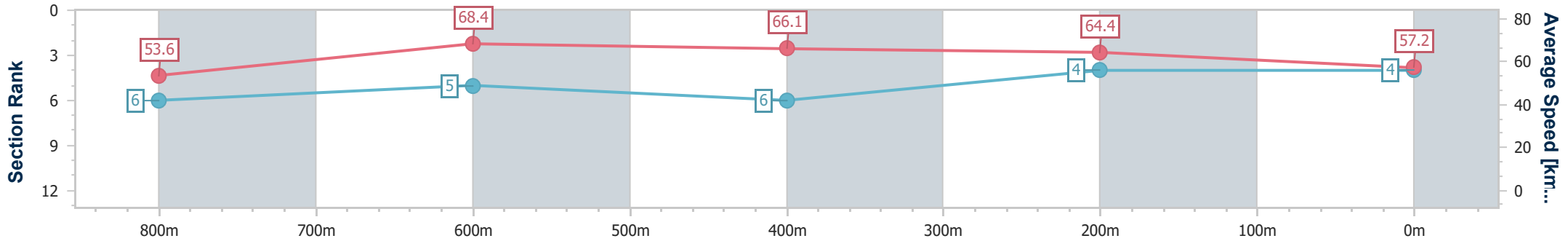


29 March 2023 - 16:29

BRISBANE
 RACING CLUB

Track Rating: Soft 5, Weather: Overcast, Rail Position: +7.5m Entire Course

Section	Overall	800m	600m	400m	200m
Section Times	0:59.20 [4] (0:13.56)	0:45.64 [6] (0:10.63)	0:35.01 [5] (0:11.24)	0:23.77 [6] (0:11.17)	0:12.60 [4] (0:12.60)
Average Speed [km/h]	53.6	68.4	66.1	64.4	57.2
Top Speed [km/h]	66.4	69.9	67.2	65.9	61.8
Avg. Dist. to Rail [m]	6.1	1.9	6.2	6.5	7.6
Avg. Stride Freq. [Hz]	2.4	2.5	2.5	2.5	2.4
Avg. Stride Length [m]	6.3	7.5	7.4	7.1	6.7



- [] Ranking at each section and finish
- .-.- No data available at this section
- NA No data available



Horse/Jockey Name	Stuck In A Dream
Final Rank	5
Fastest Section Time (Section)	0:10.85 (800m)
Top Speed [km/h] (Section)	68.4 (600m)
Race State	Finished



Eagle Farm QLD Professional
 Race 7: LADBROKES SAME RACE MULTI QTIS Three-Year-Old
 BENCHMARK 65 Handicap - 1000m

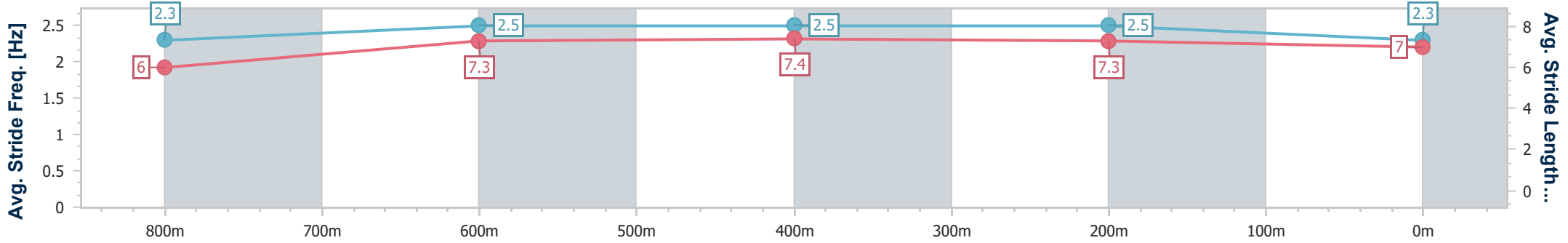
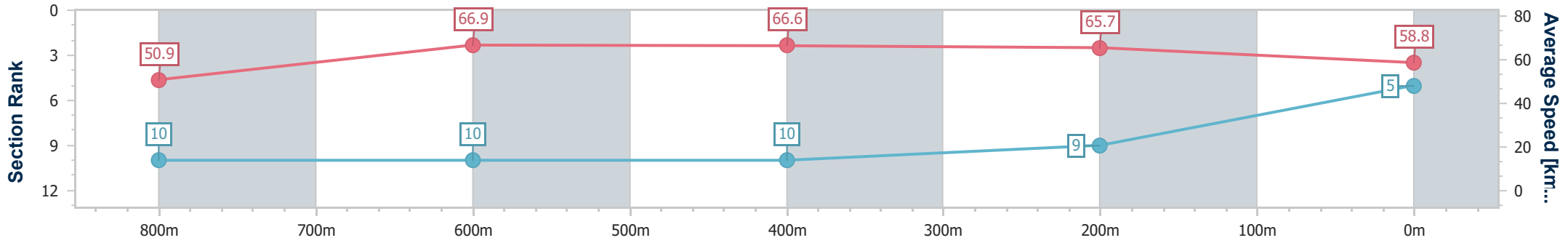


29 March 2023 - 16:29

BRISBANE
 RACING CLUB

Track Rating: Soft 5, Weather: Overcast, Rail Position: +7.5m Entire Course

Section	Overall	800m	600m	400m	200m
Section Times	0:59.21 [5] (0:14.23)	0:44.98 [10] (0:10.85)	0:34.13 [10] (0:10.92)	0:23.21 [10] (0:10.97)	0:12.24 [9] (0:12.24)
Average Speed [km/h]	50.9	66.9	66.6	65.7	58.8
Top Speed [km/h]	67.1	67.8	68.4	67.9	62.7
Avg. Dist. to Rail [m]	6.3	1.9	1.8	0.2	0.4
Avg. Stride Freq. [Hz]	2.3	2.5	2.5	2.5	2.3
Avg. Stride Length [m]	6.0	7.3	7.4	7.3	7.0



- [] Ranking at each section and finish
- .-.- No data available at this section
- NA No data available



Horse/Jockey Name	Tow The Line
Final Rank	6
Fastest Section Time (Section)	0:10.72 (800m)
Top Speed [km/h] (Section)	69.8 (800m)
Race State	Finished



Eagle Farm QLD Professional
 Race 7: LADBROKES SAME RACE MULTI QTIS Three-Year-Old
 BENCHMARK 65 Handicap - 1000m

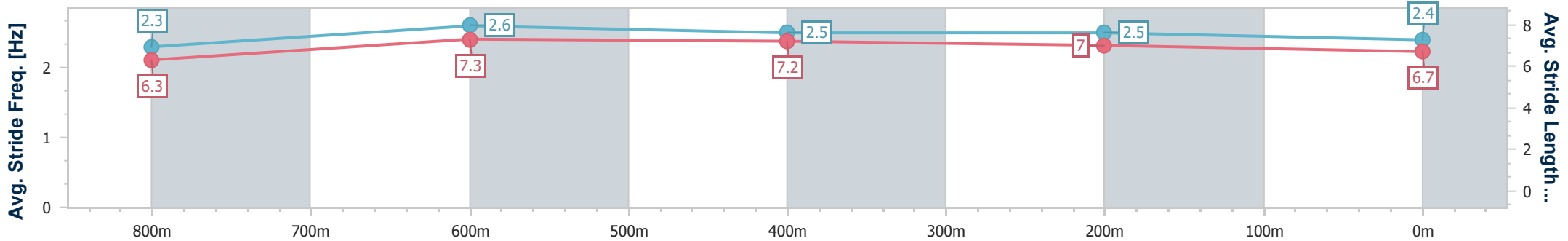
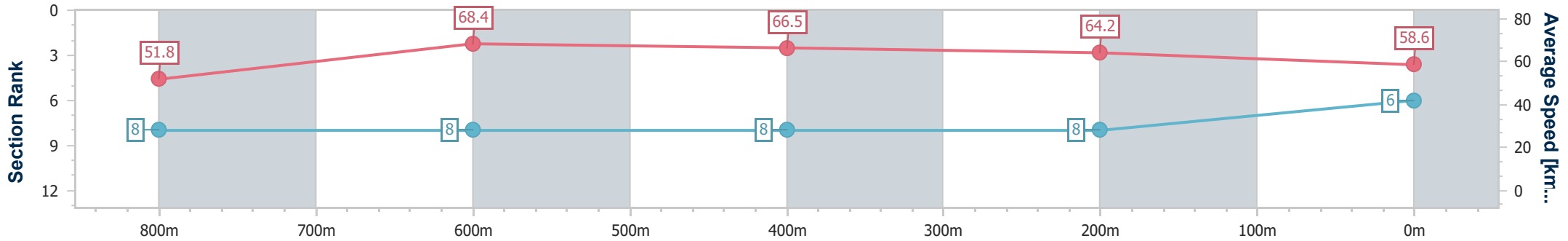


29 March 2023 - 16:29

BRISBANE
 RACING CLUB

Track Rating: Soft 5, Weather: Overcast, Rail Position: +7.5m Entire Course

Section	Overall	800m	600m	400m	200m
Section Times	0:59.27 [6] (0:13.94)	0:45.33 [8] (0:10.72)	0:34.61 [8] (0:11.12)	0:23.49 [8] (0:11.21)	0:12.28 [8] (0:12.28)
Average Speed [km/h]	51.8	68.4	66.5	64.2	58.6
Top Speed [km/h]	67.3	69.8	69.2	65.9	62.9
Avg. Dist. to Rail [m]	1.8	4.0	5.5	8.6	8.3
Avg. Stride Freq. [Hz]	2.3	2.6	2.5	2.5	2.4
Avg. Stride Length [m]	6.3	7.3	7.2	7.0	6.7



- [] Ranking at each section and finish
- .-.- No data available at this section
- NA No data available



Horse/Jockey Name	Spanish Angels
Final Rank	7
Fastest Section Time (Section)	0:10.89 (800m)
Top Speed [km/h] (Section)	67.6 (800m)
Race State	Finished



Eagle Farm QLD Professional
 Race 7: LADBROKES SAME RACE MULTI QTIS Three-Year-Old
 BENCHMARK 65 Handicap - 1000m

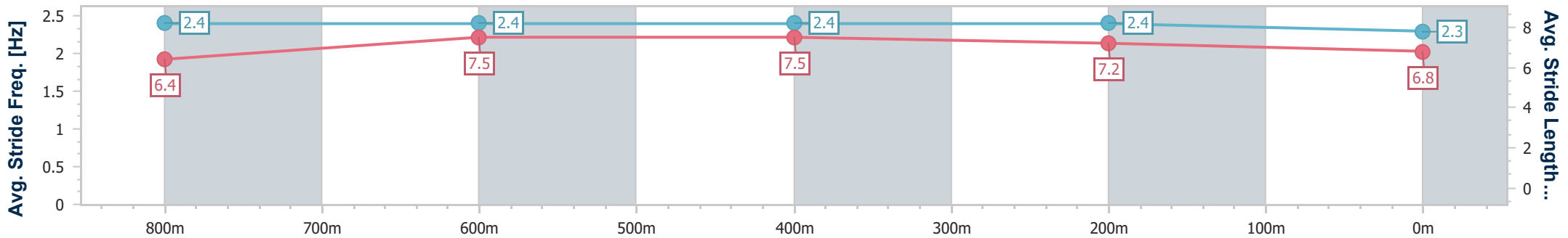
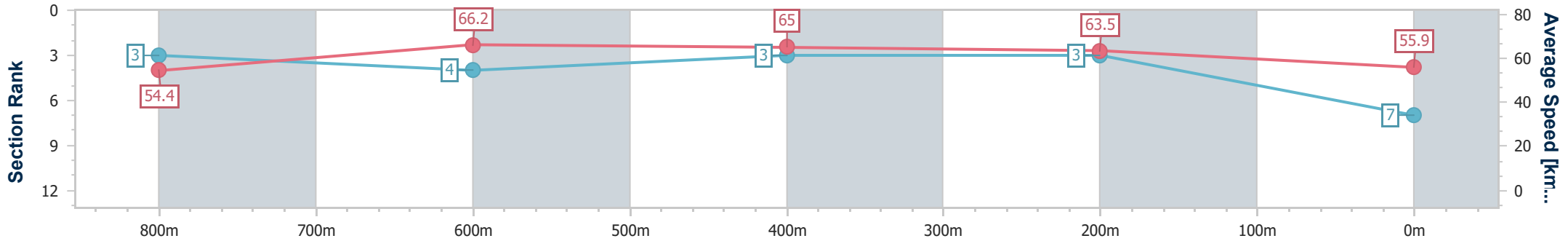


29 March 2023 - 16:29

BRISBANE
 RACING CLUB

Track Rating: Soft 5, Weather: Overcast, Rail Position: +7.5m Entire Course

Section	Overall	800m	600m	400m	200m
Section Times	0:59.43 [7] (0:13.25)	0:46.18 [3] (0:10.89)	0:35.29 [4] (0:11.07)	0:24.22 [3] (0:11.35)	0:12.87 [3] (0:12.87)
Average Speed [km/h]	54.4	66.2	65.0	63.5	55.9
Top Speed [km/h]	67.1	67.6	66.6	65.6	61.2
Avg. Dist. to Rail [m]	0.9	0.6	0.4	1.7	2.8
Avg. Stride Freq. [Hz]	2.4	2.4	2.4	2.4	2.3
Avg. Stride Length [m]	6.4	7.5	7.5	7.2	6.8



- [] Ranking at each section and finish
- .-.- No data available at this section
- NA No data available



Horse/Jockey Name	Kobe Lad
Final Rank	8
Fastest Section Time (Section)	0:10.71 (800m)
Top Speed [km/h] (Section)	70.6 (800m)
Race State	Finished



Eagle Farm QLD Professional
Race 7: LADBROKES SAME RACE MULTI QTIS Three-Year-Old
BENCHMARK 65 Handicap - 1000m

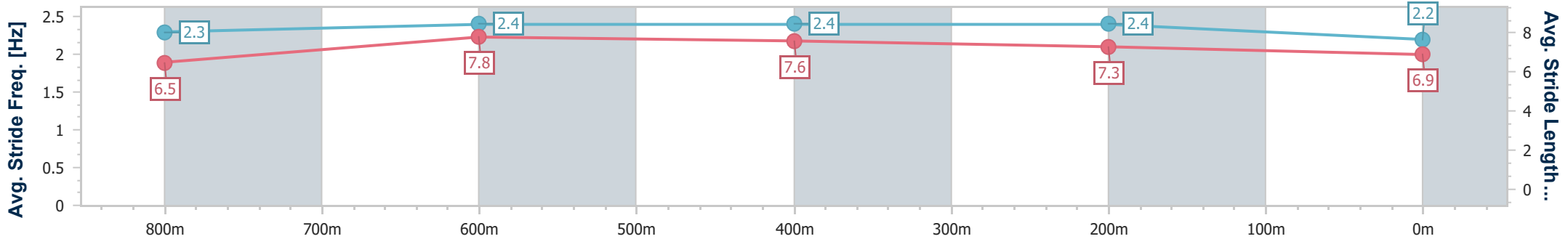
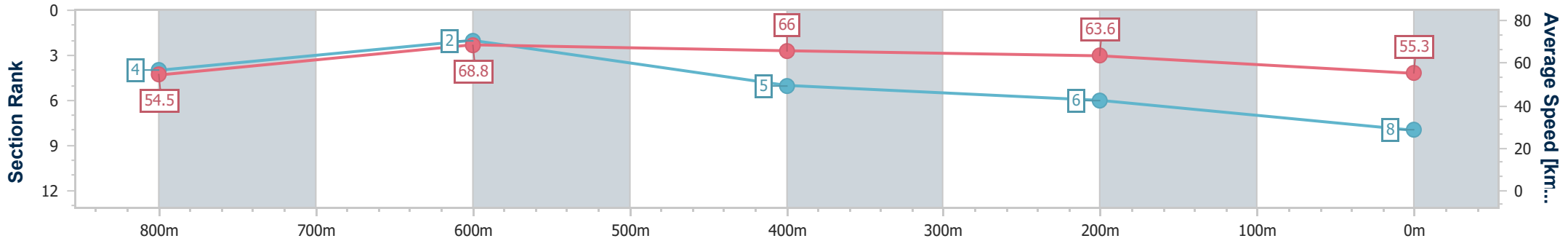


29 March 2023 - 16:29

BRISBANE
RACING CLUB

Track Rating: Soft 5, Weather: Overcast, Rail Position: +7.5m Entire Course

Section	Overall	800m	600m	400m	200m
Section Times	0:59.66 [8] (0:13.29)	0:46.37 [4] (0:10.71)	0:35.66 [2] (0:11.32)	0:24.34 [5] (0:11.31)	0:13.03 [6] (0:13.03)
Average Speed [km/h]	54.5	68.8	66.0	63.6	55.3
Top Speed [km/h]	68.2	70.6	67.3	65.9	59.3
Avg. Dist. to Rail [m]	3.9	5.1	7.3	8.3	8.8
Avg. Stride Freq. [Hz]	2.3	2.4	2.4	2.4	2.2
Avg. Stride Length [m]	6.5	7.8	7.6	7.3	6.9



- [] Ranking at each section and finish
- .-.- No data available at this section
- NA No data available



Horse/Jockey Name	Allude
Final Rank	9
Fastest Section Time (Section)	0:10.86 (800m)
Top Speed [km/h] (Section)	68.6 (800m)
Race State	Finished



Eagle Farm QLD Professional
 Race 7: LADBROKES SAME RACE MULTI QTIS Three-Year-Old
 BENCHMARK 65 Handicap - 1000m

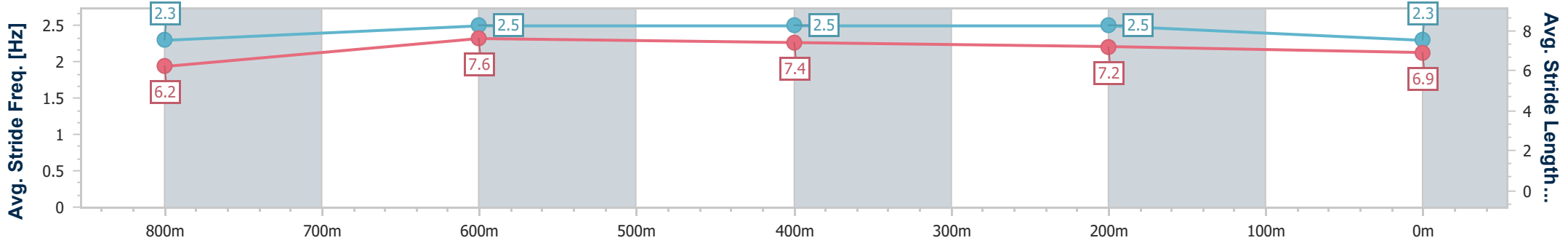
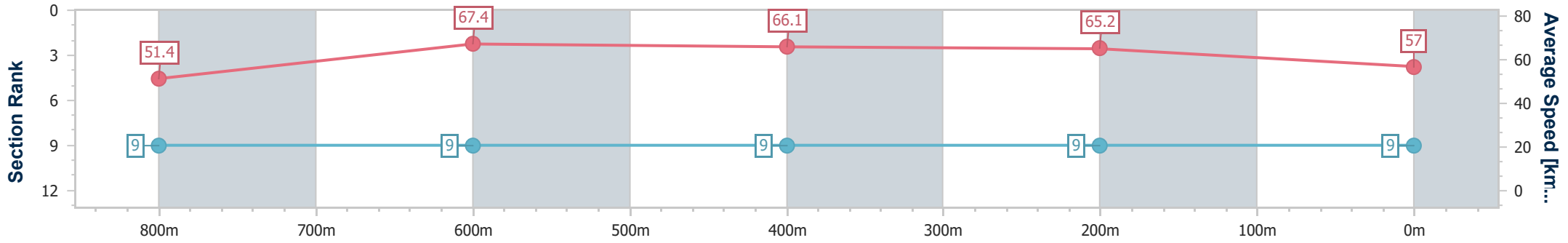


29 March 2023 - 16:29

BRISBANE
 RACING CLUB

Track Rating: Soft 5, Weather: Overcast, Rail Position: +7.5m Entire Course

Section	Overall	800m	600m	400m	200m
Section Times	0:59.77 [9] (0:14.12)	0:45.65 [9] (0:10.86)	0:34.79 [9] (0:11.13)	0:23.66 [9] (0:11.05)	0:12.61 [9] (0:12.61)
Average Speed [km/h]	51.4	67.4	66.1	65.2	57.0
Top Speed [km/h]	66.0	68.6	68.0	67.3	61.3
Avg. Dist. to Rail [m]	6.6	3.4	4.5	6.3	8.5
Avg. Stride Freq. [Hz]	2.3	2.5	2.5	2.5	2.3
Avg. Stride Length [m]	6.2	7.6	7.4	7.2	6.9



- [] Ranking at each section and finish
- .-.- No data available at this section
- NA No data available



Horse/Jockey Name	Flying Rupert
Final Rank	10
Fastest Section Time (Section)	0:10.58 (800m)
Top Speed [km/h] (Section)	70.3 (800m)
Race State	Finished



Eagle Farm QLD Professional
 Race 7: LADBROKES SAME RACE MULTI QTIS Three-Year-Old
 BENCHMARK 65 Handicap - 1000m

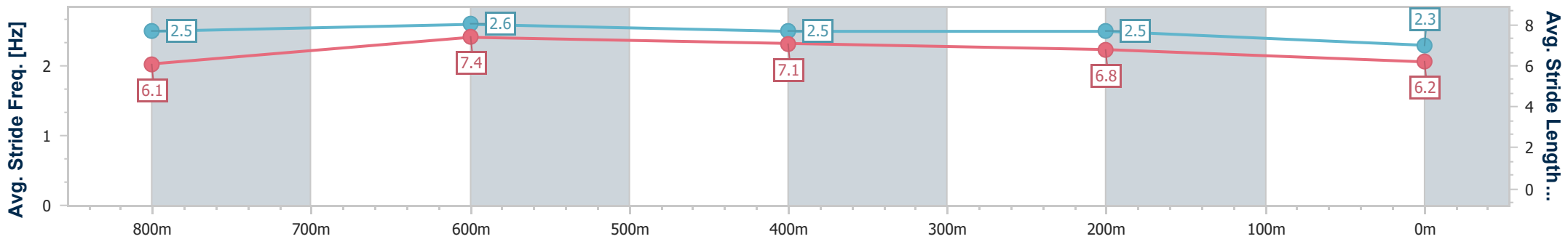
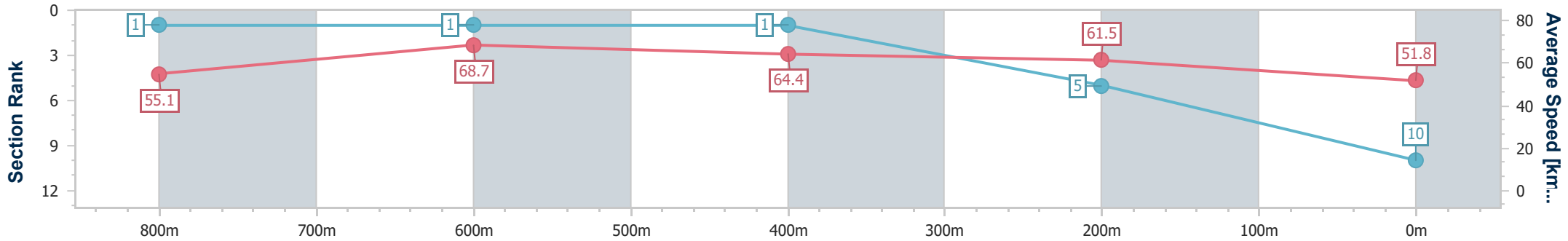


29 March 2023 - 16:29

BRISBANE
 RACING CLUB

Track Rating: Soft 5, Weather: Overcast, Rail Position: +7.5m Entire Course

Section	Overall	800m	600m	400m	200m
Section Times	1:00.58 [10] (0:13.11)	0:47.47 [1] (0:10.58)	0:36.89 [1] (0:11.31)	0:25.58 [1] (0:11.70)	0:13.88 [5] (0:13.88)
Average Speed [km/h]	55.1	68.7	64.4	61.5	51.8
Top Speed [km/h]	70.0	70.3	66.2	65.2	57.2
Avg. Dist. to Rail [m]	3.0	2.2	2.3	3.1	3.4
Avg. Stride Freq. [Hz]	2.5	2.6	2.5	2.5	2.3
Avg. Stride Length [m]	6.1	7.4	7.1	6.8	6.2



- [] Ranking at each section and finish
- .-.- No data available at this section
- NA No data available