



Eagle Farm QLD Professional
Race 5: QUEENSLAND JOCKEYS ASSOCIATION NATIONAL
APPRENTICE RACE SERIES Class 1 Plate - 1600m
29 March 2023 - 15:19



BRISBANE
RACING CLUB

Track Rating: Soft 5, Weather: Overcast, Rail Position: +7.5m Entire Course

Section														
Field Times	Overall	1400m	1200m	1000m	800m	600m	400m	Last 600m						
	1:37.73 (0:13.52)	1:24.21 (0:11.08)	1:13.13 (0:11.41)	1:01.72 (0:12.02)	0:49.70 (0:12.45)	0:37.25 (0:12.18)	0:25.07 (0:12.24)	0:37.25						
Rank	TAB	Horse/Jockey	Barrier	Top Speed [km/h]	Fastest Section								Distance Travelled [m]	
1	8	POETIC DRAMA Melea Castle	5	65.6 1400m	0:11.22 1400m	1:37.73 [1] (0:13.66)	1:24.07 [3] (0:11.22)	1:12.85 [5] (0:11.51)	1:01.34 [5] (0:12.12)	0:49.22 [5] (0:12.28)	0:36.94 [5] (0:12.06)	0:24.88 [3] (0:12.05)	0:36.94	
2	4	SECURITY ADVISOR Angela Jones	2	65.4 1400m	0:11.13 1400m	1:38.11 [2] (0:13.77)	1:24.34 [5] (0:11.13)	1:13.21 [4] (0:11.49)	1:01.72 [4] (0:11.97)	0:49.75 [4] (0:12.39)	0:37.36 [3] (0:12.24)	0:25.12 [4] (0:12.12)	0:37.36	-7
3	2	PRIVATE BANKER Celine Gaudray	8	66.1 1400m	0:11.09 1400m	1:38.13 [3] (0:13.66)	1:24.47 [4] (0:11.09)	1:13.38 [3] (0:11.44)	1:01.94 [3] (0:12.05)	0:49.89 [3] (0:12.46)	0:37.43 [4] (0:12.17)	0:25.26 [5] (0:12.16)	0:37.43	+2
4	5	HAVLICEK Erica Byrne Burke	1	66.1 1400m	0:11.08 1400m	1:38.57 [4] (0:13.52)	1:25.05 [1] (0:11.08)	1:13.97 [1] (0:11.41)	1:02.56 [1] (0:12.02)	0:50.54 [1] (0:12.47)	0:38.07 [2] (0:12.16)	0:25.91 [1] (0:12.43)	0:38.07	-5
5	7	DREAM CANDY Marnu Potgieter	7	66.5 1400m	0:11.22 1400m	1:38.65 [5] (0:13.96)	1:24.69 [7] (0:11.22)	1:13.47 [7] (0:11.64)	1:01.83 [8] (0:11.92)	0:49.91 [7] (0:12.24)	0:37.67 [6] (0:12.12)	0:25.55 [6] (0:12.28)	0:37.67	-8
6	9	VIRTUOSITY Keshaw Dhurun	4	65.0 1400m	0:11.28 1400m	1:39.24 [6] (0:14.15)	1:25.09 [9] (0:11.28)	1:13.81 [9] (0:11.48)	1:02.33 [9] (0:11.94)	0:50.39 [9] (0:12.33)	0:38.06 [9] (0:12.10)	0:25.96 [9] (0:12.25)	0:38.06	+1
7	3	RISING FIRE Jade Hampson	6	66.2 1400m	0:11.19 1400m	1:39.47 [7] (0:14.01)	1:25.46 [8] (0:11.19)	1:14.27 [8] (0:11.48)	1:02.79 [7] (0:12.01)	0:50.78 [8] (0:12.35)	0:38.43 [7] (0:11.99)	0:26.44 [7] (0:12.35)	0:38.43	+0
8	1	AMPHAWA Jacob Opperman	10	66.2 1400m	0:11.28 1400m	1:40.02 [8] (0:13.83)	1:26.19 [6] (0:11.28)	1:14.91 [6] (0:11.50)	1:03.41 [6] (0:12.08)	0:51.33 [6] (0:12.51)	0:38.82 [8] (0:12.12)	0:26.70 [8] (0:12.44)	0:38.82	-1
9	6	BERNMARK Jaden Lloyd	9	66.4 1400m	0:11.10 1400m	1:40.52 [9] (0:13.61)	1:26.91 [2] (0:11.10)	1:15.81 [2] (0:11.37)	1:04.44 [2] (0:12.11)	0:52.33 [2] (0:12.29)	0:40.04 [1] (0:12.33)	0:27.71 [2] (0:13.12)	0:40.04	-2

Scratched: Pinky (#10)

[] Ranking at each section and finish
 -:-:- No data available at this section
 NA No data available

SCN Saddle cloth number
 DNF Did not finish
 DNT Did not track



Eagle Farm QLD Professional
Race 5: QUEENSLAND JOCKEYS ASSOCIATION NATIONAL
APPRENTICE RACE SERIES Class 1 Plate - 1600m
29 March 2023 - 15:19



Track Rating: Soft 5, Weather: Overcast, Rail Position: +7.5m Entire Course

Section							200m			Last 600m
Field Times							0:12.83			0:37.25
							(0:12.83)			
Rank	TAB	Horse/Jockey	Barrier	Top Speed [km/h]	Fastest Section	Margin			Distance Travelled [m]	
1	8	POETIC DRAMA	5	65.6	0:11.22	0:12.83 [1]	1:37.73			0:36.94
		Melea Castle		1400m	1400m	(0:12.83)				
2	4	SECURITY ADVISOR	2	65.4	0:11.13	0:13.00 [2]	2.2L			0:37.36 -7
		Angela Jones		1400m	1400m	(0:13.00)				
3	2	PRIVATE BANKER	8	66.1	0:11.09	0:13.10 [3]	2.35L			0:37.43 +2
		Celine Gaudray		1400m	1400m	(0:13.10)				
4	5	HAVLICEK	1	66.1	0:11.08	0:13.48 [4]	4.91L			0:38.07 -5
		Erica Byrne Burke		1400m	1400m	(0:13.48)				
5	7	DREAM CANDY	7	66.5	0:11.22	0:13.27 [5]	5.38L			0:37.67 -8
		Marnu Potgieter		1400m	1400m	(0:13.27)				
6	9	VIRTUOSITY	4	65.0	0:11.28	0:13.71 [7]	8.88L			0:38.06 +1
		Keshaw Dhurun		1400m	1400m	(0:13.71)				
7	3	RISING FIRE	6	66.2	0:11.19	0:14.09 [6]	10.18L			0:38.43 +0
		Jade Hampson		1400m	1400m	(0:14.09)				
8	1	AMPHAWA	10	66.2	0:11.28	0:14.26 [8]	13.46L			0:38.82 -1
		Jacob Opperman		1400m	1400m	(0:14.26)				
9	6	BERNMARK	9	66.4	0:11.10	0:14.59 [9]	16.38L			0:40.04 -2
		Jaden Lloyd		1400m	1400m	(0:14.59)				

Scratched: Pinky (#10)

[] Ranking at each section and finish
 -:-:- No data available at this section
 NA No data available

SCN Saddle cloth number
 DNF Did not finish
 DNT Did not track



Horse/Jockey Name	Poetic Drama
Final Rank	1
Fastest Section Time (Section)	0:11.22 (1400m)
Top Speed [km/h] (Section)	65.6 (1400m)
Race State	Finished



Eagle Farm QLD Professional
 Race 5: QUEENSLAND JOCKEYS ASSOCIATION NATIONAL
 APPRENTICE RACE SERIES Class 1 Plate - 1600m

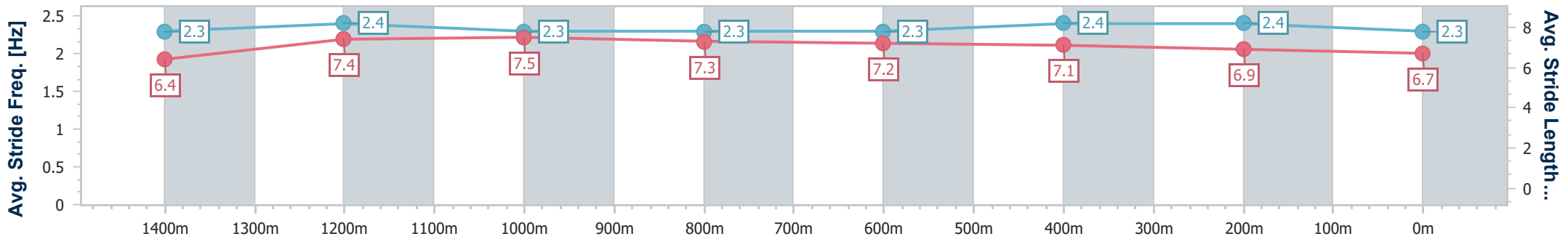
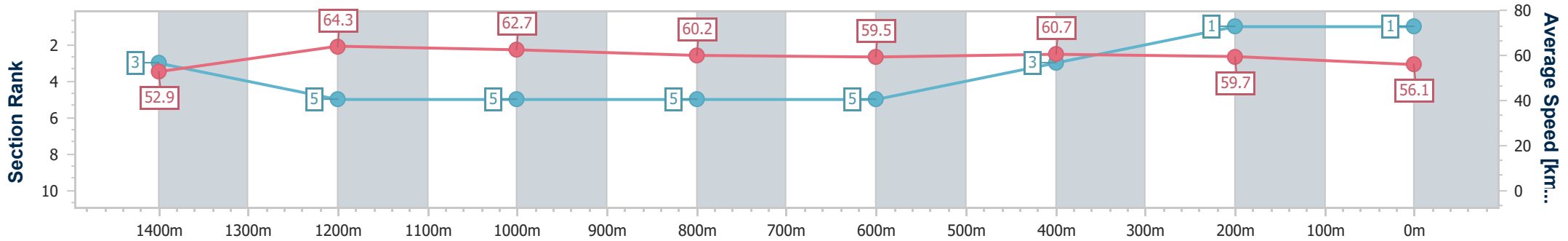


BRISBANE
 RACING CLUB

29 March 2023 - 15:19

Track Rating: Soft 5, Weather: Overcast, Rail Position: +7.5m Entire Course

Section	Overall	1400m	1200m	1000m	800m	600m	400m	200m						
Section Times	1:37.73 [1] (0:13.66)	1:24.07 [3] (0:11.22)	1:12.85 [5] (0:11.51)	1:01.34 [5] (0:12.12)	0:49.22 [5] (0:12.28)	0:36.94 [5] (0:12.06)	0:24.88 [3] (0:12.05)	0:12.83 [1] (0:12.83)						
Average Speed [km/h]	52.9	64.3	62.7	60.2	59.5	60.7	59.7	56.1						
Top Speed [km/h]	64.8	65.6	63.9	60.9	61.8	61.9	61.1	58.4						
Avg. Dist. to Rail [m]	7.5	1.8	1.7	2.6	3.2	3.3	4.5	5.8						
Avg. Stride Freq. [Hz]	2.3	2.4	2.3	2.3	2.3	2.4	2.4	2.3						
Avg. Stride Length [m]	6.4	7.4	7.5	7.3	7.2	7.1	6.9	6.7						



- [] Ranking at each section and finish
- .-.- No data available at this section
- NA No data available



Horse/Jockey Name	Security Advisor
Final Rank	2
Fastest Section Time (Section)	0:11.13 (1400m)
Top Speed [km/h] (Section)	65.4 (1400m)
Race State	Finished



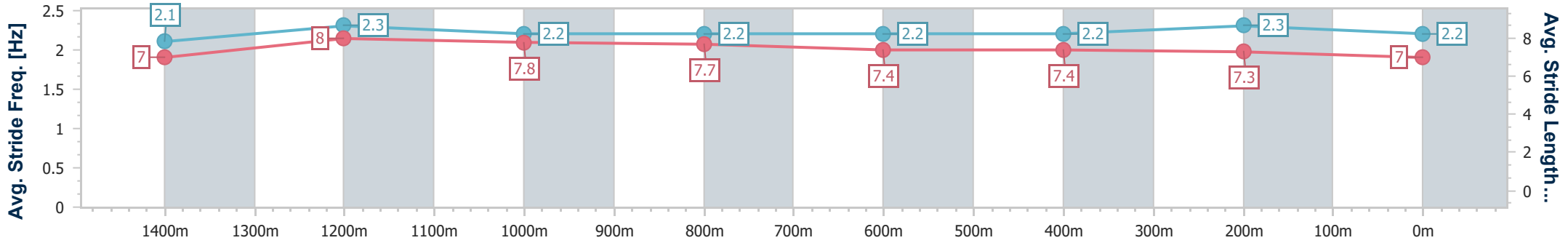
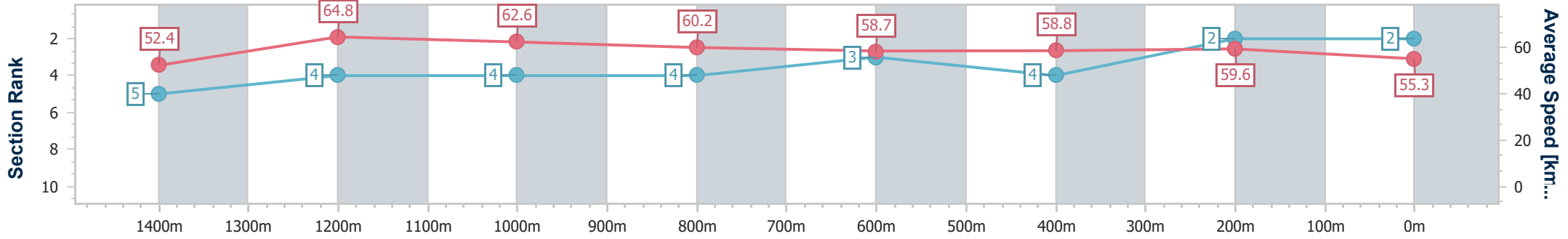
Eagle Farm QLD Professional
 Race 5: QUEENSLAND JOCKEYS ASSOCIATION NATIONAL
 APPRENTICE RACE SERIES Class 1 Plate - 1600m



BRISBANE
 RACING CLUB

29 March 2023 - 15:19
 Track Rating: Soft 5, Weather: Overcast, Rail Position: +7.5m Entire Course

Section	Overall	1400m	1200m	1000m	800m	600m	400m	200m
Section Times	1:38.11 [2] (0:13.77)	1:24.34 [5] (0:11.13)	1:13.21 [4] (0:11.49)	1:01.72 [4] (0:11.97)	0:49.75 [4] (0:12.39)	0:37.36 [3] (0:12.24)	0:25.12 [4] (0:12.12)	0:13.00 [2] (0:13.00)
Average Speed [km/h]	52.4	64.8	62.6	60.2	58.7	58.8	59.6	55.3
Top Speed [km/h]	64.7	65.4	63.5	60.7	60.1	60.6	62.3	57.9
Avg. Dist. to Rail [m]	6.3	0.6	0.6	0.9	2.4	1.1	2.4	1.9
Avg. Stride Freq. [Hz]	2.1	2.3	2.2	2.2	2.2	2.2	2.3	2.2
Avg. Stride Length [m]	7.0	8.0	7.8	7.7	7.4	7.4	7.3	7.0



- [] Ranking at each section and finish
- .-.- No data available at this section
- NA No data available



Horse/Jockey Name	Private Banker
Final Rank	3
Fastest Section Time (Section)	0:11.09 (1400m)
Top Speed [km/h] (Section)	66.1 (1400m)
Race State	Finished



Eagle Farm QLD Professional
 Race 5: QUEENSLAND JOCKEYS ASSOCIATION NATIONAL
 APPRENTICE RACE SERIES Class 1 Plate - 1600m

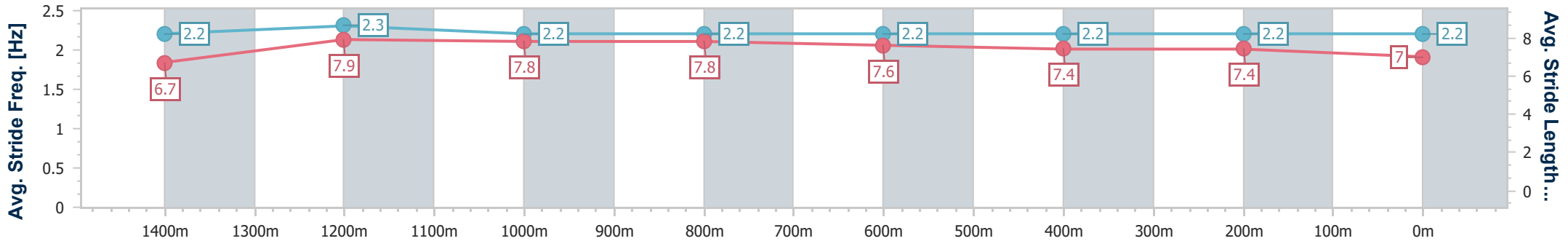
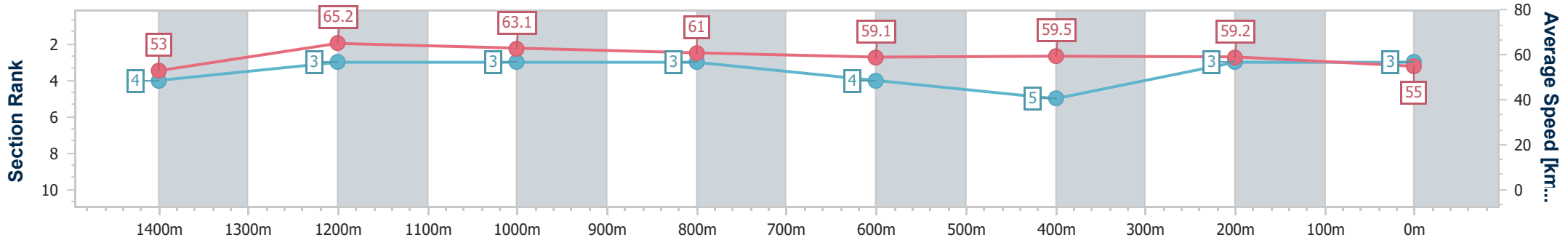


BRISBANE
 RACING CLUB

29 March 2023 - 15:19

Track Rating: Soft 5, Weather: Overcast, Rail Position: +7.5m Entire Course

Section	Overall	1400m	1200m	1000m	800m	600m	400m	200m
Section Times	1:38.13 [3] (0:13.66)	1:24.47 [4] (0:11.09)	1:13.38 [3] (0:11.44)	1:01.94 [3] (0:12.05)	0:49.89 [3] (0:12.46)	0:37.43 [4] (0:12.17)	0:25.26 [5] (0:12.16)	0:13.10 [3] (0:13.10)
Average Speed [km/h]	53.0	65.2	63.1	61.0	59.1	59.5	59.2	55.0
Top Speed [km/h]	66.0	66.1	65.0	61.6	60.2	60.7	61.3	56.3
Avg. Dist. to Rail [m]	9.6	3.3	3.1	4.2	4.9	1.3	1.6	0.9
Avg. Stride Freq. [Hz]	2.2	2.3	2.2	2.2	2.2	2.2	2.2	2.2
Avg. Stride Length [m]	6.7	7.9	7.8	7.8	7.6	7.4	7.4	7.0



- [] Ranking at each section and finish
- .-.- No data available at this section
- NA No data available



Horse/Jockey Name	Havlicek
Final Rank	4
Fastest Section Time (Section)	0:11.08 (1400m)
Top Speed [km/h] (Section)	66.1 (1400m)
Race State	Finished



Eagle Farm QLD Professional
 Race 5: QUEENSLAND JOCKEYS ASSOCIATION NATIONAL
 APPRENTICE RACE SERIES Class 1 Plate - 1600m

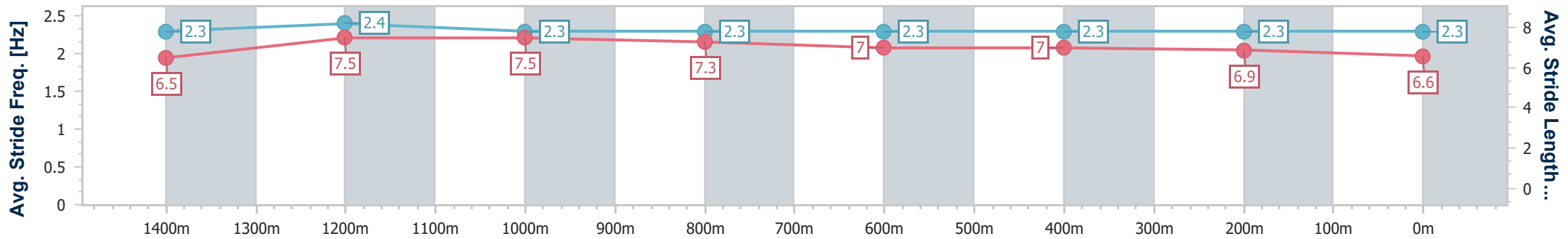
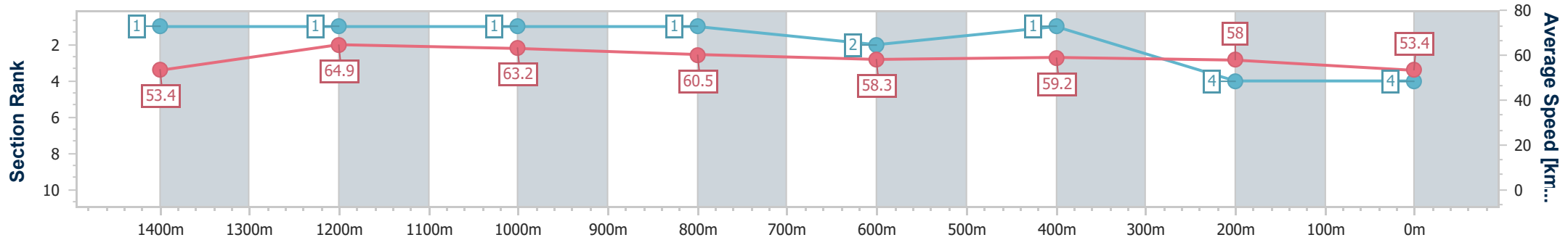


BRISBANE
 RACING CLUB

29 March 2023 - 15:19

Track Rating: Soft 5, Weather: Overcast, Rail Position: +7.5m Entire Course

Section	Overall	1400m	1200m	1000m	800m	600m	400m	200m						
Section Times	1:38.57 [4] (0:13.52)	1:25.05 [1] (0:11.08)	1:13.97 [1] (0:11.41)	1:02.56 [1] (0:12.02)	0:50.54 [1] (0:12.47)	0:38.07 [2] (0:12.16)	0:25.91 [1] (0:12.43)	0:13.48 [4] (0:13.48)						
Average Speed [km/h]	53.4	64.9	63.2	60.5	58.3	59.2	58.0	53.4						
Top Speed [km/h]	65.9	66.1	64.4	61.0	59.6	60.2	60.2	56.0						
Avg. Dist. to Rail [m]	4.9	0.7	1.5	1.6	2.6	0.4	1.0	1.1						
Avg. Stride Freq. [Hz]	2.3	2.4	2.3	2.3	2.3	2.3	2.3	2.3						
Avg. Stride Length [m]	6.5	7.5	7.5	7.3	7.0	7.0	6.9	6.6						



- [] Ranking at each section and finish
- .-.- No data available at this section
- NA No data available



Horse/Jockey Name	Dream Candy
Final Rank	5
Fastest Section Time (Section)	0:11.22 (1400m)
Top Speed [km/h] (Section)	66.5 (1400m)
Race State	Finished



Eagle Farm QLD Professional
 Race 5: QUEENSLAND JOCKEYS ASSOCIATION NATIONAL
 APPRENTICE RACE SERIES Class 1 Plate - 1600m

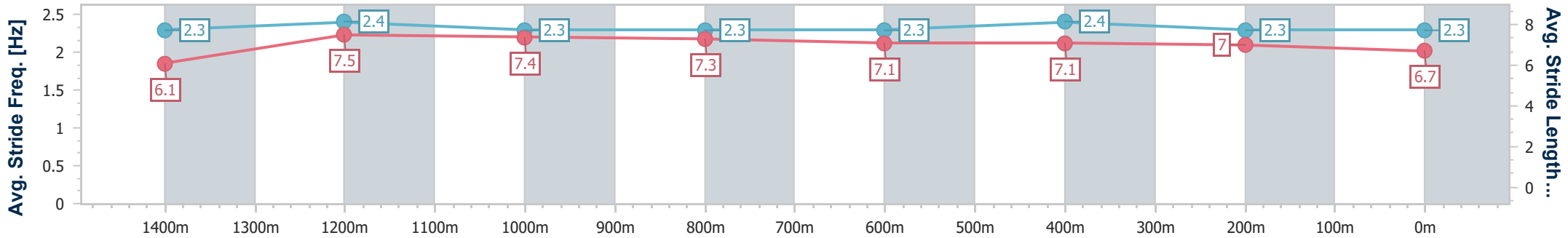
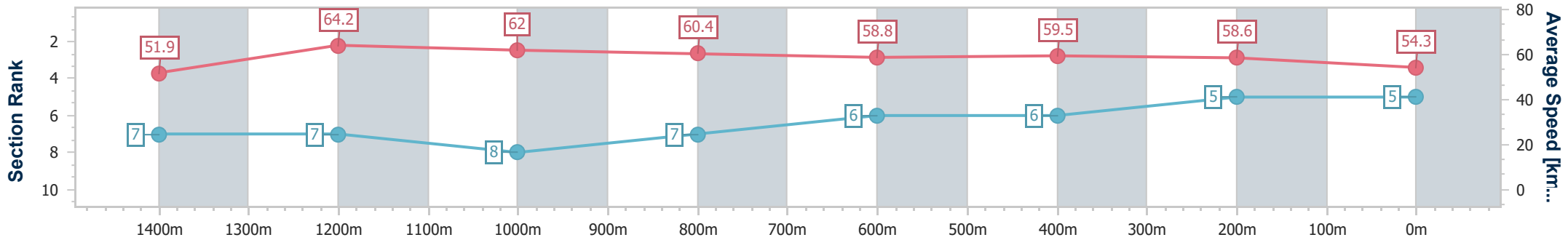


BRISBANE
 RACING CLUB

29 March 2023 - 15:19

Track Rating: Soft 5, Weather: Overcast, Rail Position: +7.5m Entire Course

Section	Overall	1400m	1200m	1000m	800m	600m	400m	200m						
Section Times	1:38.65 [5] (0:13.96)	1:24.69 [7] (0:11.22)	1:13.47 [7] (0:11.64)	1:01.83 [8] (0:11.92)	0:49.91 [7] (0:12.24)	0:37.67 [6] (0:12.12)	0:25.55 [6] (0:12.28)	0:13.27 [5] (0:13.27)						
Average Speed [km/h]	51.9	64.2	62.0	60.4	58.8	59.5	58.6	54.3						
Top Speed [km/h]	64.4	66.5	62.9	62.0	60.5	61.2	59.7	57.3						
Avg. Dist. to Rail [m]	8.7	2.0	1.8	0.7	0.3	0.4	0.5	3.1						
Avg. Stride Freq. [Hz]	2.3	2.4	2.3	2.3	2.3	2.4	2.3	2.3						
Avg. Stride Length [m]	6.1	7.5	7.4	7.3	7.1	7.1	7.0	6.7						



- [] Ranking at each section and finish
- .-.- No data available at this section
- NA No data available



Horse/Jockey Name	Virtuosity
Final Rank	6
Fastest Section Time (Section)	0:11.28 (1400m)
Top Speed [km/h] (Section)	65.0 (1400m)
Race State	Finished



Eagle Farm QLD Professional
Race 5: QUEENSLAND JOCKEYS ASSOCIATION NATIONAL
APPRENTICE RACE SERIES Class 1 Plate - 1600m

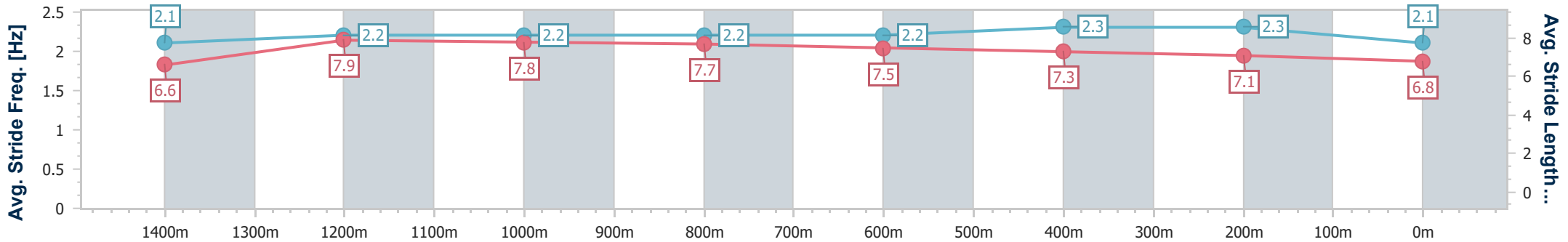
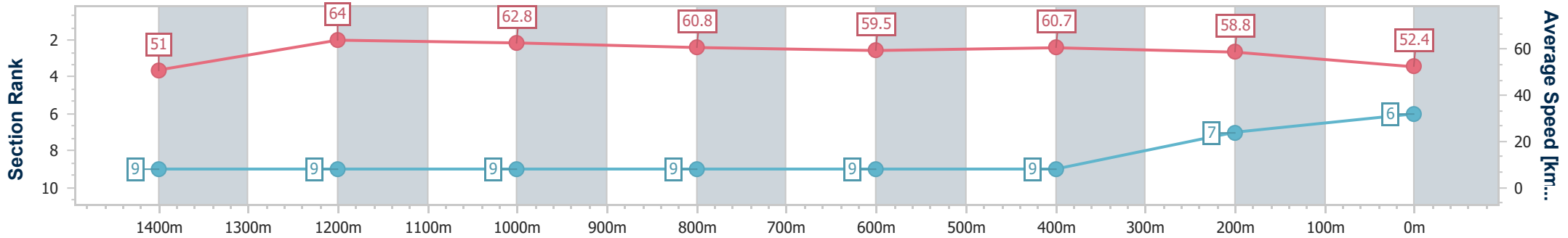


BRISBANE
RACING CLUB

29 March 2023 - 15:19

Track Rating: Soft 5, Weather: Overcast, Rail Position: +7.5m Entire Course

Section	Overall	1400m	1200m	1000m	800m	600m	400m	200m						
Section Times	1:39.24 [6] (0:14.15)	1:25.09 [9] (0:11.28)	1:13.81 [9] (0:11.48)	1:02.33 [9] (0:11.94)	0:50.39 [9] (0:12.33)	0:38.06 [9] (0:12.10)	0:25.96 [9] (0:12.25)	0:13.71 [7] (0:13.71)						
Average Speed [km/h]	51.0	64.0	62.8	60.8	59.5	60.7	58.8	52.4						
Top Speed [km/h]	62.4	65.0	64.0	62.3	60.6	63.0	60.8	56.1						
Avg. Dist. to Rail [m]	7.0	2.1	1.7	1.9	4.2	4.0	5.1	4.1						
Avg. Stride Freq. [Hz]	2.1	2.2	2.2	2.2	2.2	2.3	2.3	2.1						
Avg. Stride Length [m]	6.6	7.9	7.8	7.7	7.5	7.3	7.1	6.8						



- [] Ranking at each section and finish
- .-.- No data available at this section
- NA No data available



Horse/Jockey Name	Rising Fire
Final Rank	7
Fastest Section Time (Section)	0:11.19 (1400m)
Top Speed [km/h] (Section)	66.2 (1400m)
Race State	Finished



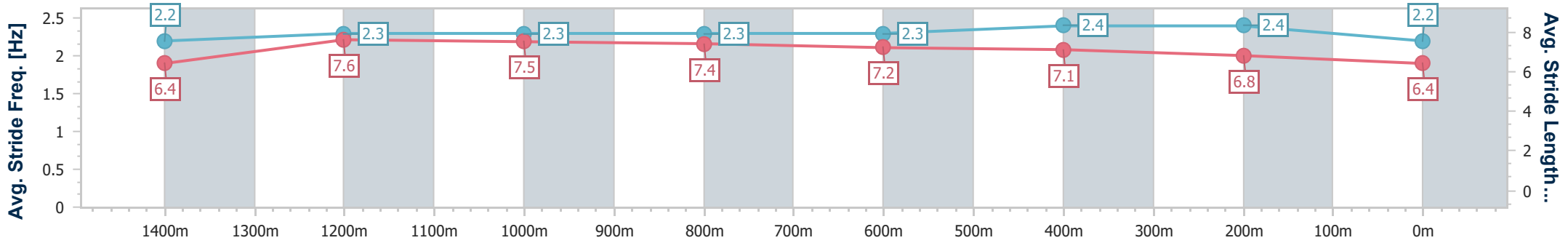
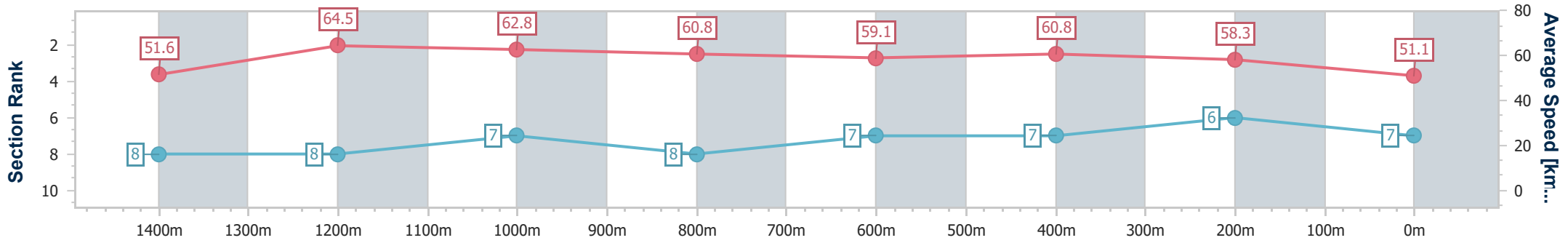
Eagle Farm QLD Professional
 Race 5: QUEENSLAND JOCKEYS ASSOCIATION NATIONAL
 APPRENTICE RACE SERIES Class 1 Plate - 1600m



BRISBANE
 RACING CLUB

29 March 2023 - 15:19
 Track Rating: Soft 5, Weather: Overcast, Rail Position: +7.5m Entire Course

Section	Overall	1400m	1200m	1000m	800m	600m	400m	200m						
Section Times	1:39.47 [7] (0:14.01)	1:25.46 [8] (0:11.19)	1:14.27 [8] (0:11.48)	1:02.79 [7] (0:12.01)	0:50.78 [8] (0:12.35)	0:38.43 [7] (0:11.99)	0:26.44 [7] (0:12.35)	0:14.09 [6] (0:14.09)						
Average Speed [km/h]	51.6	64.5	62.8	60.8	59.1	60.8	58.3	51.1						
Top Speed [km/h]	64.6	66.2	65.8	61.8	61.4	61.6	61.2	55.7						
Avg. Dist. to Rail [m]	8.7	2.4	2.1	2.9	3.0	2.6	3.2	3.3						
Avg. Stride Freq. [Hz]	2.2	2.3	2.3	2.3	2.3	2.4	2.4	2.2						
Avg. Stride Length [m]	6.4	7.6	7.5	7.4	7.2	7.1	6.8	6.4						



- [] Ranking at each section and finish
- .-.- No data available at this section
- NA No data available



Horse/Jockey Name	Amphawa
Final Rank	8
Fastest Section Time (Section)	0:11.28 (1400m)
Top Speed [km/h] (Section)	66.2 (1400m)
Race State	Finished



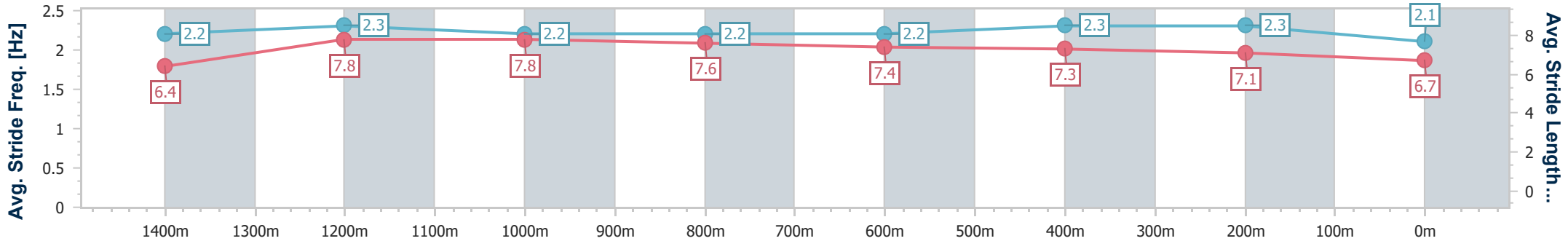
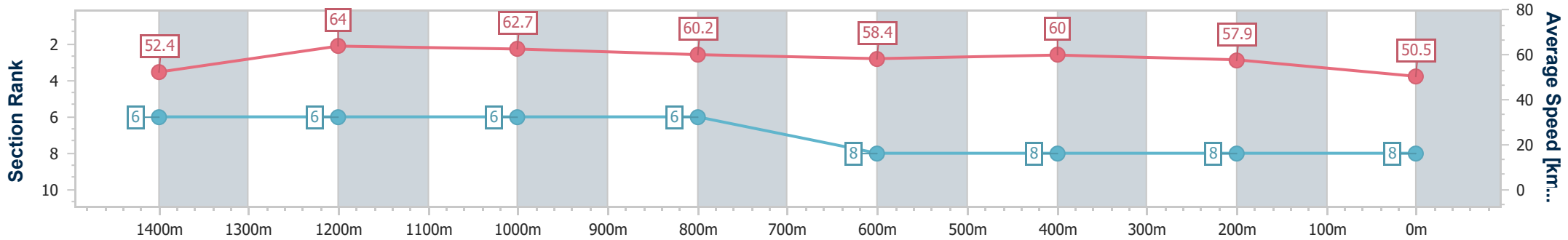
Eagle Farm QLD Professional
Race 5: QUEENSLAND JOCKEYS ASSOCIATION NATIONAL
APPRENTICE RACE SERIES Class 1 Plate - 1600m



BRISBANE
RACING CLUB

29 March 2023 - 15:19
Track Rating: Soft 5, Weather: Overcast, Rail Position: +7.5m Entire Course

Section	Overall	1400m	1200m	1000m	800m	600m	400m	200m
Section Times	1:40.02 [8] (0:13.83)	1:26.19 [6] (0:11.28)	1:14.91 [6] (0:11.50)	1:03.41 [6] (0:12.08)	0:51.33 [6] (0:12.51)	0:38.82 [8] (0:12.12)	0:26.70 [8] (0:12.44)	0:14.26 [8] (0:14.26)
Average Speed [km/h]	52.4	64.0	62.7	60.2	58.4	60.0	57.9	50.5
Top Speed [km/h]	65.9	66.2	64.0	61.6	59.3	61.0	60.2	54.8
Avg. Dist. to Rail [m]	10.8	2.8	2.3	2.3	2.6	2.7	6.4	3.0
Avg. Stride Freq. [Hz]	2.2	2.3	2.2	2.2	2.2	2.3	2.3	2.1
Avg. Stride Length [m]	6.4	7.8	7.8	7.6	7.4	7.3	7.1	6.7



- [] Ranking at each section and finish
- .-.- No data available at this section
- NA No data available



Horse/Jockey Name	Bernmark
Final Rank	9
Fastest Section Time (Section)	0:11.10 (1400m)
Top Speed [km/h] (Section)	66.4 (1400m)
Race State	Finished



Eagle Farm QLD Professional
 Race 5: QUEENSLAND JOCKEYS ASSOCIATION NATIONAL
 APPRENTICE RACE SERIES Class 1 Plate - 1600m

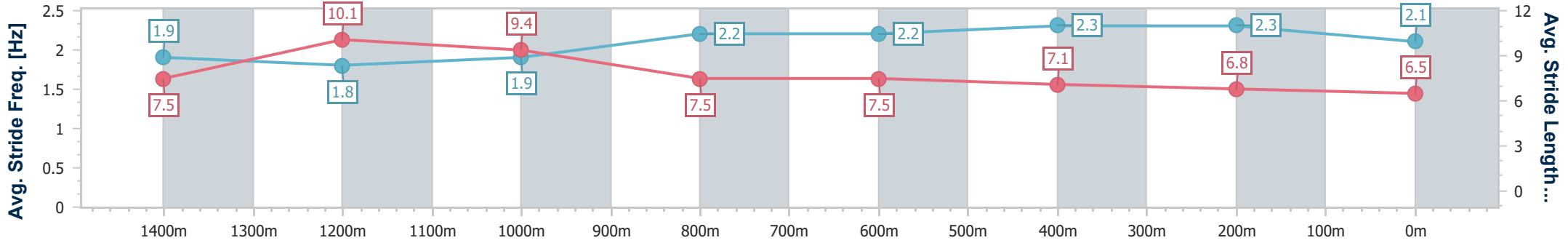
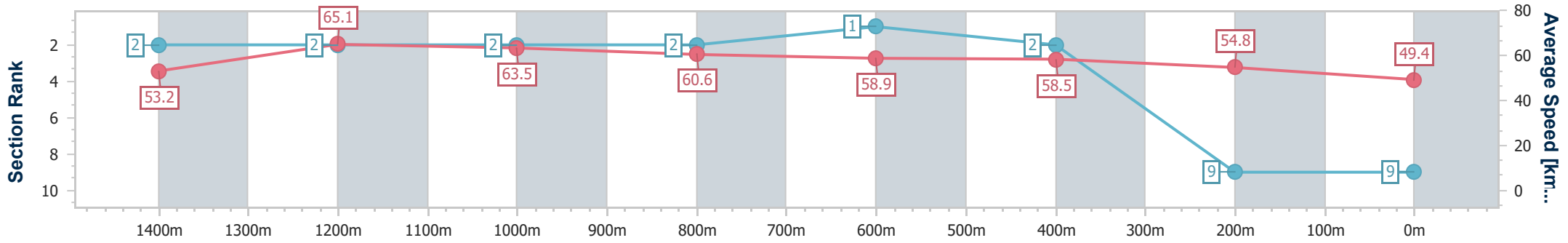


BRISBANE
 RACING CLUB

29 March 2023 - 15:19

Track Rating: Soft 5, Weather: Overcast, Rail Position: +7.5m Entire Course

Section	Overall	1400m	1200m	1000m	800m	600m	400m	200m						
Section Times	1:40.52 [9] (0:13.61)	1:26.91 [2] (0:11.10)	1:15.81 [2] (0:11.37)	1:04.44 [2] (0:12.11)	0:52.33 [2] (0:12.29)	0:40.04 [1] (0:12.33)	0:27.71 [2] (0:13.12)	0:14.59 [9] (0:14.59)						
Average Speed [km/h]	53.2	65.1	63.5	60.6	58.9	58.5	54.8	49.4						
Top Speed [km/h]	65.9	66.4	65.6	61.6	59.9	59.7	58.0	52.3						
Avg. Dist. to Rail [m]	10.8	4.5	4.2	3.4	1.7	0.3	0.9	0.5						
Avg. Stride Freq. [Hz]	1.9	1.8	1.9	2.2	2.2	2.3	2.3	2.1						
Avg. Stride Length [m]	7.5	10.1	9.4	7.5	7.5	7.1	6.8	6.5						



- [] Ranking at each section and finish
- .-.- No data available at this section
- NA No data available