



Eagle Farm QLD Professional

Race 9: GOTRANSIT MEDIA GROUP BENCHMARK 85 Handicap - 1400m

25 March 2023 - 17:13



BRISBANE
RACING CLUB

Track Rating: Good 4, Weather: Fine, Rail Position: +1m Entire

Section												Last 600m					
Field Times												0:35.74					
	Overall	1200m	1000m	800m	600m	400m											
	1:23.43 (0:13.52)	1:09.91 (0:10.72)	0:59.19 (0:11.43)	0:47.76 (0:12.02)	0:35.74 (0:11.91)	0:23.83 (0:11.54)											
Rank	TAB	Horse/Jockey	Barrier	Top Speed [km/h]	Fastest Section												Distance Travelled [m]
1	1	INDISPENSABLE Nikita Beriman	17	66.5 400m	0:10.99 400m	1:23.43 [1] (0:14.54)	1:08.89 [12] (0:11.11)	0:57.78 [12] (0:11.69)	0:46.09 [12] (0:11.52)	0:34.57 [10] (0:11.67)	0:22.90 [11] (0:10.99)	0:34.57					
2	4	HILO Justin Huxtable	11	67.0 1200m	0:10.98 1200m	1:23.47 [2] (0:14.01)	1:09.46 [6] (0:10.98)	0:58.48 [6] (0:11.55)	0:46.93 [6] (0:11.77)	0:35.16 [6] (0:11.76)	0:23.40 [6] (0:11.39)	0:35.16 -3					
3	14	ENTERPRISE POMME Boris Thornton	2	67.6 1200m	0:10.95 1200m	1:23.68 [3] (0:13.52)	1:10.16 [2] (0:10.95)	0:59.21 [3] (0:11.56)	0:47.65 [2] (0:11.86)	0:35.79 [3] (0:11.83)	0:23.96 [2] (0:11.42)	0:35.79 -3					
4	6	MORETHANUMBERONE Jag Guthmann-Chester	1	65.9 400m	0:11.12 400m	1:23.70 [4] (0:14.41)	1:09.29 [11] (0:11.19)	0:58.10 [11] (0:11.66)	0:46.44 [11] (0:11.59)	0:34.85 [12] (0:11.65)	0:23.20 [12] (0:11.12)	0:34.85 -4					
5	12	SNEAK PREVIEW Jim Byrne	8	66.5 1200m	0:11.14 400m	1:23.73 [5] (0:14.25)	1:09.48 [10] (0:11.18)	0:58.30 [10] (0:11.76)	0:46.54 [10] (0:11.65)	0:34.89 [11] (0:11.61)	0:23.28 [10] (0:11.14)	0:34.89 -1					
6	11	MIYAKE Mark Du Plessis	5	67.1 1200m	0:10.90 1200m	1:23.85 [6] (0:13.78)	1:10.07 [5] (0:10.90)	0:59.17 [4] (0:11.44)	0:47.73 [4] (0:11.77)	0:35.96 [2] (0:11.89)	0:24.07 [4] (0:11.58)	0:35.96 -1					
7	9	LORD MARKEL Jaden Lloyd	9	67.3 1200m	0:11.10 1200m	1:23.88 [7] (0:14.22)	1:09.66 [9] (0:11.10)	0:58.56 [9] (0:11.60)	0:46.96 [8] (0:11.64)	0:35.32 [9] (0:11.74)	0:23.58 [8] (0:11.26)	0:35.32 -2					
8	3	BAANONE Ben Thompson	14	65.8 400m	0:11.15 400m	1:23.99 [8] (0:14.62)	1:09.37 [13] (0:11.22)	0:58.15 [13] (0:11.59)	0:46.56 [13] (0:11.58)	0:34.98 [13] (0:11.64)	0:23.34 [13] (0:11.15)	0:34.98 -2					
9	8	BRIARS KINGDOM Angela Jones	10	68.3 1200m	0:10.91 1200m	1:24.27 [9] (0:13.58)	1:10.69 [3] (0:10.91)	0:59.78 [2] (0:11.63)	0:48.15 [3] (0:11.86)	0:36.29 [4] (0:11.88)	0:24.41 [3] (0:11.51)	0:36.29 +8					
10	10	BLACKLOG Melea Castle	15	67.8 1200m	0:10.99 1200m	1:24.45 [10] (0:14.19)	1:10.26 [8] (0:10.99)	0:59.27 [7] (0:11.50)	0:47.77 [7] (0:11.66)	0:36.11 [7] (0:11.69)	0:24.42 [5] (0:11.69)	0:36.11 +0					

Scratched: Matowatakpe (#2), The Ritz (#13), Saigon (#16), Tanker (#17)

Report Created: Sat 25 March 2023 17:44 GMT+10 (Note: Timing is based on position data)

Page 1/17

[] Ranking at each section and finish
 -:-:- No data available at this section
 NA No data available

SCN Saddle cloth number
 DNF Did not finish
 DNT Did not track

data processed by TRIPLES DATA



Eagle Farm QLD Professional

Race 9: GOTRANSIT MEDIA GROUP BENCHMARK 85 Handicap - 1400m

25 March 2023 - 17:13



BRISBANE
RACING CLUB

Track Rating: Good 4, Weather: Fine, Rail Position: +1m Entire

Section	Overall	1200m	1000m	800m	600m	400m	Last 600m
Field Times	1:23.43 (0:13.52)	1:09.91 (0:10.72)	0:59.19 (0:11.43)	0:47.76 (0:12.02)	0:35.74 (0:11.91)	0:23.83 (0:11.54)	0:35.74

Rank	TAB	Horse/Jockey	Barrier	Top Speed [km/h]	Fastest Section	Overall	1200m	1000m	800m	600m	400m	Last 600m	Distance Travelled [m]
11	15	HARLEQUIN FIELD Kyle Wilson-Taylor	6	66.8	0:11.15	1:24.63 [11] (0:13.63)	1:11.00 [4] (0:11.15)	0:59.85 [5] (0:11.56)	0:48.29 [5] (0:11.84)	0:36.45 [5] (0:11.83)	0:24.62 [7] (0:11.72)	0:36.45	-3
12	7	PHAISTOS Tegan Harrison	3	65.9	0:11.07	1:25.16 [12] (0:14.16)	1:11.00 [7] (0:11.07)	0:59.93 [8] (0:11.64)	0:48.29 [9] (0:11.58)	0:36.71 [8] (0:11.89)	0:24.82 [9] (0:11.71)	0:36.71	-5
13	5	MAGIC CHARLEE Justin Stanley	12	69.5	0:10.72	1:25.59 [13] (0:13.52)	1:12.07 [1] (0:10.72)	1:01.35 [1] (0:11.43)	0:49.92 [1] (0:12.02)	0:37.90 [1] (0:11.91)	0:25.99 [1] (0:11.95)	0:37.90	-1

Scratched: Matowatakpe (#2), The Ritz (#13), Saigon (#16), Tanker (#17)



Eagle Farm QLD Professional

Race 9: GOTRANSIT MEDIA GROUP BENCHMARK 85 Handicap - 1400m

25 March 2023 - 17:13



BRISBANE
RACING CLUB

Track Rating: Good 4, Weather: Fine, Rail Position: +1m Entire

Section							200m			Last 600m
Field Times							0:12.29			0:35.74
							(0:12.29)			
Rank	TAB	Horse/Jockey	Barrier	Top Speed [km/h]	Fastest Section	Margin			Distance Travelled [m]	
1	1	INDISPENSABLE	17	66.5	0:10.99	0:11.91 [5]	1:23.43		0:34.57	
		Nikita Beriman		400m	400m	(0:11.91)				
2	4	HILO	11	67.0	0:10.98	0:12.01 [4]	0.23L		0:35.16 -3	
		Justin Huxtable		1200m	1200m	(0:12.01)				
3	14	ENTERPRISE POMME	2	67.6	0:10.95	0:12.54 [1]	1.46L		0:35.79 -3	
		Boris Thornton		1200m	1200m	(0:12.54)				
4	6	MORETHANUMBERONE	1	65.9	0:11.12	0:12.08 [9]	1.57L		0:34.85 -4	
		Jag Guthmann-Chester		400m	400m	(0:12.08)				
5	12	SNEAK PREVIEW	8	66.5	0:11.14	0:12.14 [8]	1.75L		0:34.89 -1	
		Jim Byrne		1200m	400m	(0:12.14)				
6	11	MIYAKE	5	67.1	0:10.90	0:12.49 [3]	2.48L		0:35.96 -1	
		Mark Du Plessis		1200m	1200m	(0:12.49)				
7	9	LORD MARKEL	9	67.3	0:11.10	0:12.32 [6]	2.62L		0:35.32 -2	
		Jaden Lloyd		1200m	1200m	(0:12.32)				
8	3	BAANONE	14	65.8	0:11.15	0:12.19 [11]	3.28L		0:34.98 -2	
		Ben Thompson		400m	400m	(0:12.19)				
9	8	BRIARS KINGDOM	10	68.3	0:10.91	0:12.90 [2]	4.93L		0:36.29 +8	
		Angela Jones		1200m	1200m	(0:12.90)				
10	10	BLACKLOG	15	67.8	0:10.99	0:12.73 [10]	5.96L		0:36.11 +0	
		Melea Castle		1200m	1200m	(0:12.73)				

Scratched: Matowatakpe (#2), The Ritz (#13), Saigon (#16), Tanker (#17)

Report Created: Sat 25 March 2023 17:44 GMT+10 (Note: Timing is based on position data)

Page 3/17

[] Ranking at each section and finish
 -:-:- No data available at this section
 NA No data available

SCN Saddle cloth number
 DNF Did not finish
 DNT Did not track

data processed by  TRIPLESDATA



Eagle Farm QLD Professional

Race 9: GOTRANSIT MEDIA GROUP BENCHMARK 85 Handicap - 1400m

25 March 2023 - 17:13



BRISBANE
RACING CLUB

Track Rating: Good 4, Weather: Fine, Rail Position: +1m Entire

Section				200m				Last 600m	
Field Times				0:12.29 (0:12.29)				0:35.74	
Rank	TAB	Horse/Jockey	Barrier	Top Speed [km/h]	Fastest Section	Margin			Distance Travelled [m]
11	15	HARLEQUIN FIELD Kyle Wilson-Taylor	6	66.8 Overall	0:11.15 1200m	0:12.90 [12] (0:12.90)	7.06L		0:36.45 -3
12	7	PHAISTOS Tegan Harrison	3	65.9 1200m	0:11.07 1200m	0:13.11 [13] (0:13.11)	10.14L		0:36.71 -5
13	5	MAGIC CHARLEE Justin Stanley	12	69.5 1200m	0:10.72 1200m	0:14.04 [7] (0:14.04)	12.72L		0:37.90 -1

Scratched: Matowatakpe (#2), The Ritz (#13), Saigon (#16), Tanker (#17)



Horse/Jockey Name	Indispensable
Final Rank	1
Fastest Section Time (Section)	0:10.99 (400m)
Top Speed [km/h] (Section)	66.5 (400m)
Race State	Finished



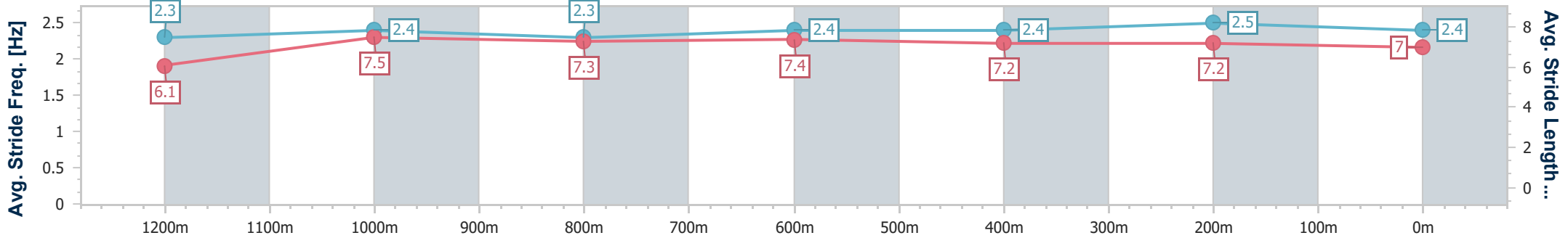
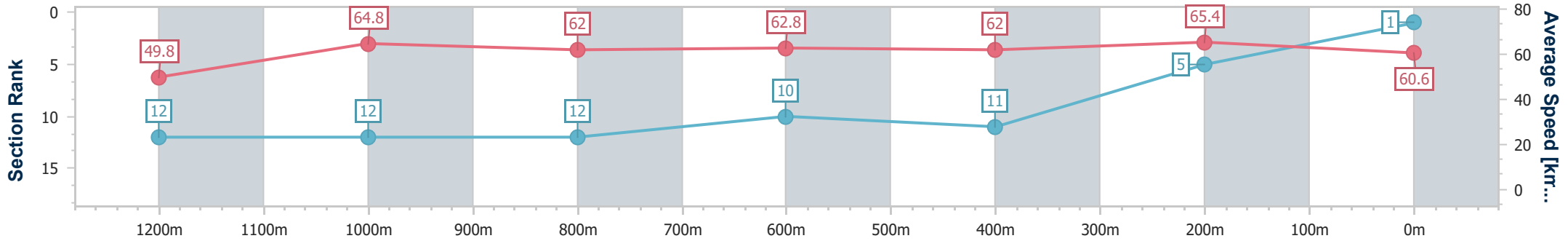
Eagle Farm QLD Professional
 Race 9: GOTRANSIT MEDIA GROUP BENCHMARK 85
 Handicap - 1400m
 25 March 2023 - 17:13



BRISBANE
 RACING CLUB

Track Rating: Good 4, Weather: Fine, Rail Position: +1m Entire

Section	Overall	1200m	1000m	800m	600m	400m	200m
Section Times	1:23.43 [1] (0:14.54)	1:08.89 [12] (0:11.11)	0:57.78 [12] (0:11.69)	0:46.09 [12] (0:11.52)	0:34.57 [10] (0:11.67)	0:22.90 [11] (0:10.99)	0:11.91 [5] (0:11.91)
Average Speed [km/h]	49.8	64.8	62.0	62.8	62.0	65.4	60.6
Top Speed [km/h]	63.7	65.8	63.1	64.1	64.1	66.5	64.3
Avg. Dist. to Rail [m]	7.3	2.5	1.5	0.9	1.0	5.7	3.2
Avg. Stride Freq. [Hz]	2.3	2.4	2.3	2.4	2.4	2.5	2.4
Avg. Stride Length [m]	6.1	7.5	7.3	7.4	7.2	7.2	7.0



- [] Ranking at each section and finish
- .-.- No data available at this section
- NA No data available



Horse/Jockey Name	Hilo
Final Rank	2
Fastest Section Time (Section)	0:10.98 (1200m)
Top Speed [km/h] (Section)	67.0 (1200m)
Race State	Finished



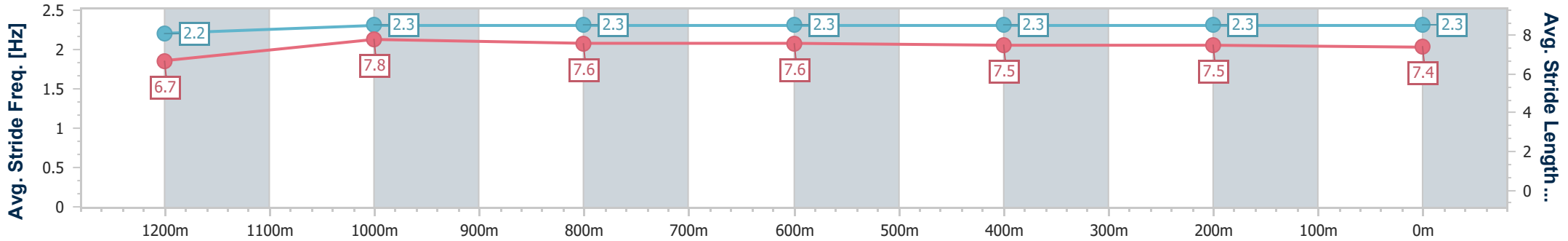
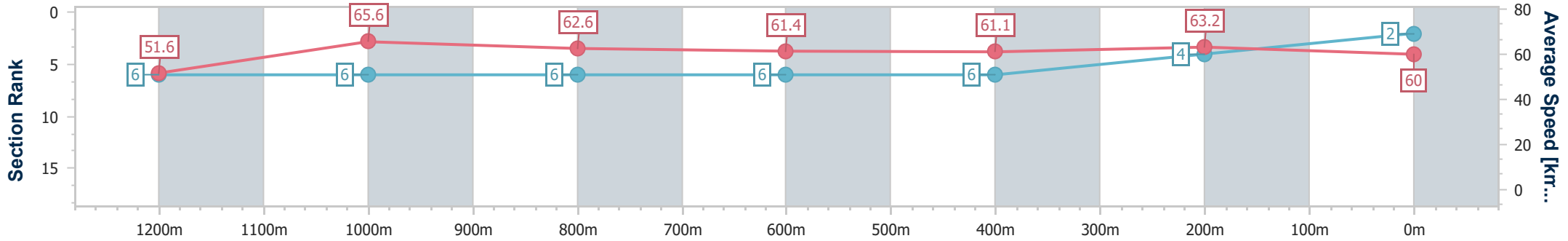
Eagle Farm QLD Professional
 Race 9: GOTRANSIT MEDIA GROUP BENCHMARK 85
 Handicap - 1400m
 25 March 2023 - 17:13



BRISBANE
 RACING CLUB

Track Rating: Good 4, Weather: Fine, Rail Position: +1m Entire

Section	Overall	1200m	1000m	800m	600m	400m	200m
Section Times	1:23.47 [2] (0:14.01)	1:09.46 [6] (0:10.98)	0:58.48 [6] (0:11.55)	0:46.93 [6] (0:11.77)	0:35.16 [6] (0:11.76)	0:23.40 [6] (0:11.39)	0:12.01 [4] (0:12.01)
Average Speed [km/h]	51.6	65.6	62.6	61.4	61.1	63.2	60.0
Top Speed [km/h]	66.1	67.0	63.7	63.4	62.8	64.5	61.9
Avg. Dist. to Rail [m]	6.2	2.8	1.1	0.8	0.6	1.6	4.2
Avg. Stride Freq. [Hz]	2.2	2.3	2.3	2.3	2.3	2.3	2.3
Avg. Stride Length [m]	6.7	7.8	7.6	7.6	7.5	7.5	7.4



- [] Ranking at each section and finish
- .-.- No data available at this section
- NA No data available



Horse/Jockey Name	Enterprise Pomme
Final Rank	3
Fastest Section Time (Section)	0:10.95 (1200m)
Top Speed [km/h] (Section)	67.6 (1200m)
Race State	Finished



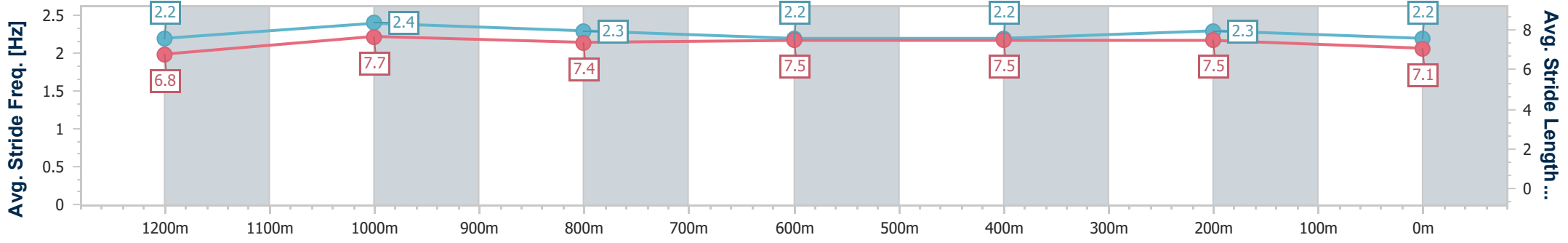
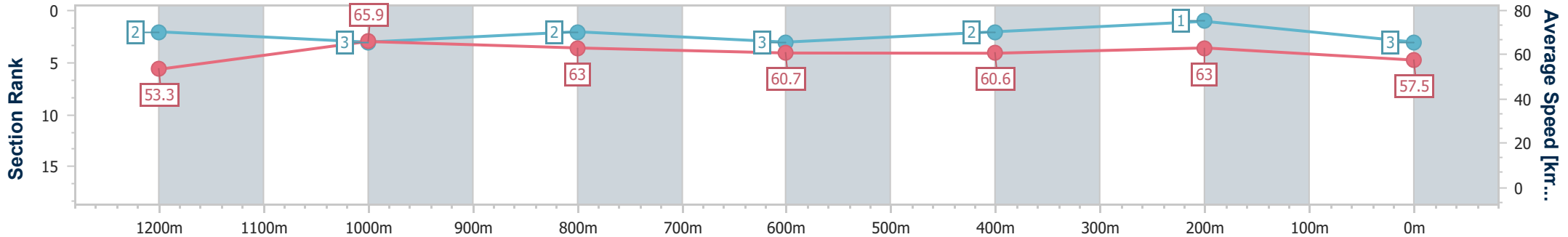
Eagle Farm QLD Professional
 Race 9: GOTRANSIT MEDIA GROUP BENCHMARK 85
 Handicap - 1400m
 25 March 2023 - 17:13



BRISBANE
 RACING CLUB

Track Rating: Good 4, Weather: Fine, Rail Position: +1m Entire

Section	Overall	1200m	1000m	800m	600m	400m	200m
Section Times	1:23.68 [3] (0:13.52)	1:10.16 [2] (0:10.95)	0:59.21 [3] (0:11.56)	0:47.65 [2] (0:11.86)	0:35.79 [3] (0:11.83)	0:23.96 [2] (0:11.42)	0:12.54 [1] (0:12.54)
Average Speed [km/h]	53.3	65.9	63.0	60.7	60.6	63.0	57.5
Top Speed [km/h]	66.8	67.6	63.7	62.0	62.9	64.0	62.2
Avg. Dist. to Rail [m]	2.3	2.0	2.3	0.6	1.0	0.5	1.2
Avg. Stride Freq. [Hz]	2.2	2.4	2.3	2.2	2.2	2.3	2.2
Avg. Stride Length [m]	6.8	7.7	7.4	7.5	7.5	7.5	7.1



- [] Ranking at each section and finish
- .-.- No data available at this section
- NA No data available



Horse/Jockey Name	Morethannumberone
Final Rank	4
Fastest Section Time (Section)	0:11.12 (400m)
Top Speed [km/h] (Section)	65.9 (400m)
Race State	Finished



Eagle Farm QLD Professional
Race 9: GOTRANSIT MEDIA GROUP BENCHMARK 85
Handicap - 1400m

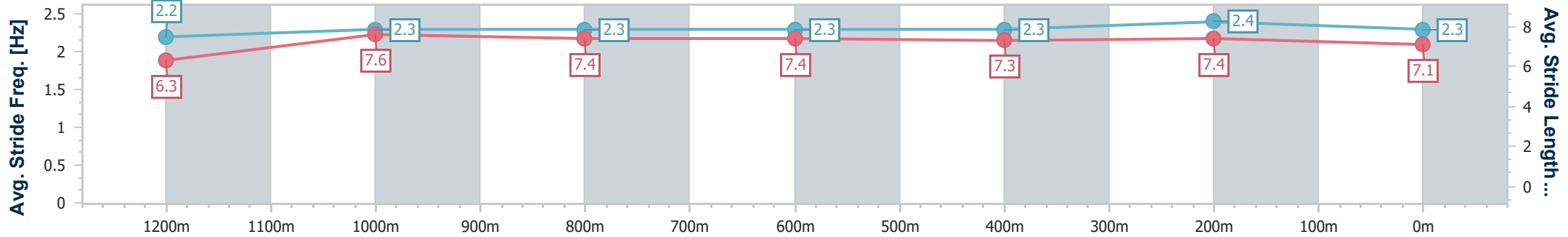
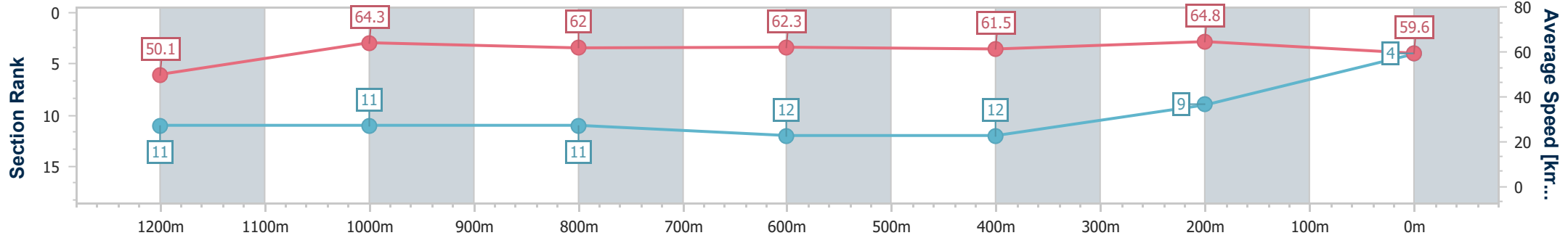
25 March 2023 - 17:13

Track Rating: Good 4, Weather: Fine, Rail Position: +1m Entire



BRISBANE
RACING CLUB

Section	Overall	1200m	1000m	800m	600m	400m	200m
Section Times	1:23.70 [4] (0:14.41)	1:09.29 [11] (0:11.19)	0:58.10 [11] (0:11.66)	0:46.44 [11] (0:11.59)	0:34.85 [12] (0:11.65)	0:23.20 [12] (0:11.12)	0:12.08 [9]
Average Speed [km/h]	50.1	64.3	62.0	62.3	61.5	64.8	59.6
Top Speed [km/h]	63.0	65.6	63.0	63.1	64.2	65.9	62.0
Avg. Dist. to Rail [m]	0.6	1.3	0.9	0.5	1.1	1.3	0.3
Avg. Stride Freq. [Hz]	2.2	2.3	2.3	2.3	2.3	2.4	2.3
Avg. Stride Length [m]	6.3	7.6	7.4	7.4	7.3	7.4	7.1



- [] Ranking at each section and finish
- .-.- No data available at this section
- NA No data available



Horse/Jockey Name	Sneak Preview
Final Rank	5
Fastest Section Time (Section)	0:11.14 (400m)
Top Speed [km/h] (Section)	66.5 (1200m)
Race State	Finished



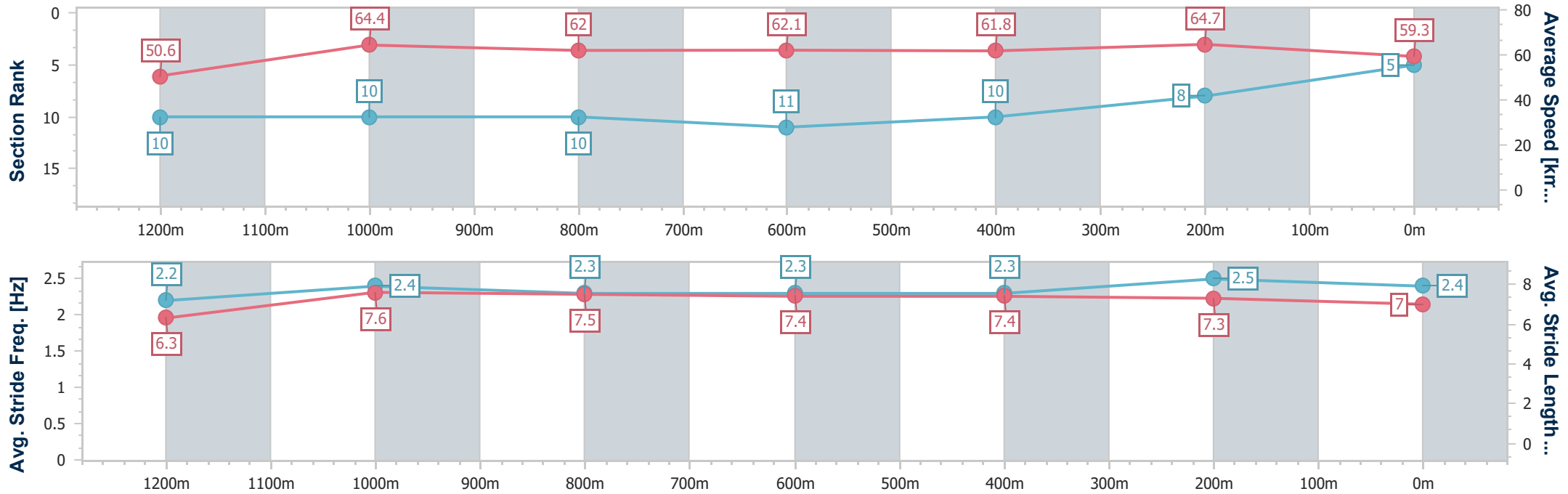
Eagle Farm QLD Professional
 Race 9: GOTRANSIT MEDIA GROUP BENCHMARK 85
 Handicap - 1400m
 25 March 2023 - 17:13



BRISBANE
 RACING CLUB

Track Rating: Good 4, Weather: Fine, Rail Position: +1m Entire

Section	Overall	1200m	1000m	800m	600m	400m	200m
Section Times	1:23.73 [5] (0:14.25)	1:09.48 [10] (0:11.18)	0:58.30 [10] (0:11.76)	0:46.54 [10] (0:11.65)	0:34.89 [11] (0:11.61)	0:23.28 [10] (0:11.14)	0:12.14 [8] (0:12.14)
Average Speed [km/h]	50.6	64.4	62.0	62.1	61.8	64.7	59.3
Top Speed [km/h]	65.4	66.5	63.0	63.5	64.3	66.1	62.5
Avg. Dist. to Rail [m]	3.5	2.7	2.4	1.1	0.6	3.9	4.5
Avg. Stride Freq. [Hz]	2.2	2.4	2.3	2.3	2.3	2.5	2.4
Avg. Stride Length [m]	6.3	7.6	7.5	7.4	7.4	7.3	7.0



- [] Ranking at each section and finish
- .-.- No data available at this section
- NA No data available



Horse/Jockey Name	Miyake
Final Rank	6
Fastest Section Time (Section)	0:10.90 (1200m)
Top Speed [km/h] (Section)	67.1 (1200m)
Race State	Finished



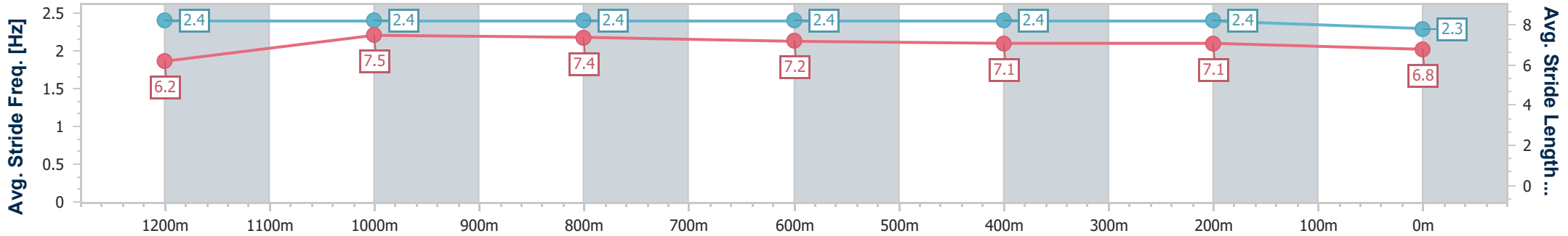
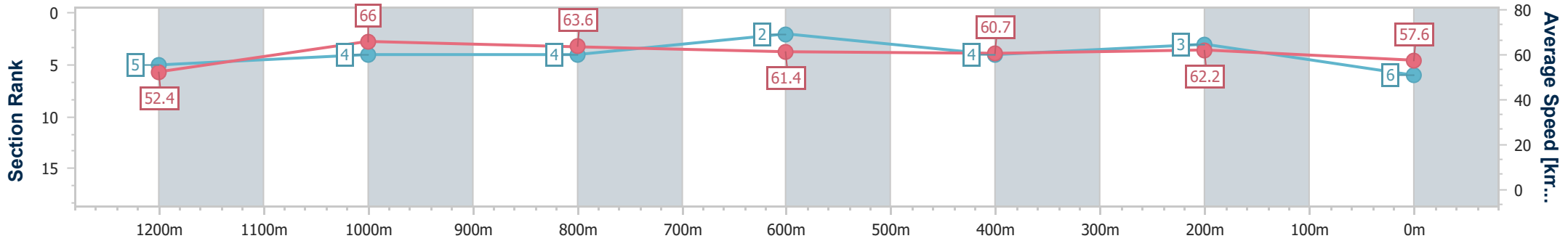
Eagle Farm QLD Professional
 Race 9: GOTRANSIT MEDIA GROUP BENCHMARK 85
 Handicap - 1400m
 25 March 2023 - 17:13



BRISBANE
 RACING CLUB

Track Rating: Good 4, Weather: Fine, Rail Position: +1m Entire

Section	Overall	1200m	1000m	800m	600m	400m	200m
Section Times	1:23.85 [6] (0:13.78)	1:10.07 [5] (0:10.90)	0:59.17 [4] (0:11.44)	0:47.73 [4] (0:11.77)	0:35.96 [2] (0:11.89)	0:24.07 [4] (0:11.58)	0:12.49 [3] (0:12.49)
Average Speed [km/h]	52.4	66.0	63.6	61.4	60.7	62.2	57.6
Top Speed [km/h]	66.0	67.1	64.4	62.9	62.0	63.2	60.5
Avg. Dist. to Rail [m]	3.4	2.1	1.6	1.1	0.4	0.3	0.5
Avg. Stride Freq. [Hz]	2.4	2.4	2.4	2.4	2.4	2.4	2.3
Avg. Stride Length [m]	6.2	7.5	7.4	7.2	7.1	7.1	6.8



- [] Ranking at each section and finish
- .-.- No data available at this section
- NA No data available



Horse/Jockey Name	Lord Markel
Final Rank	7
Fastest Section Time (Section)	0:11.10 (1200m)
Top Speed [km/h] (Section)	67.3 (1200m)
Race State	Finished



Eagle Farm QLD Professional
 Race 9: GOTRANSIT MEDIA GROUP BENCHMARK 85
 Handicap - 1400m

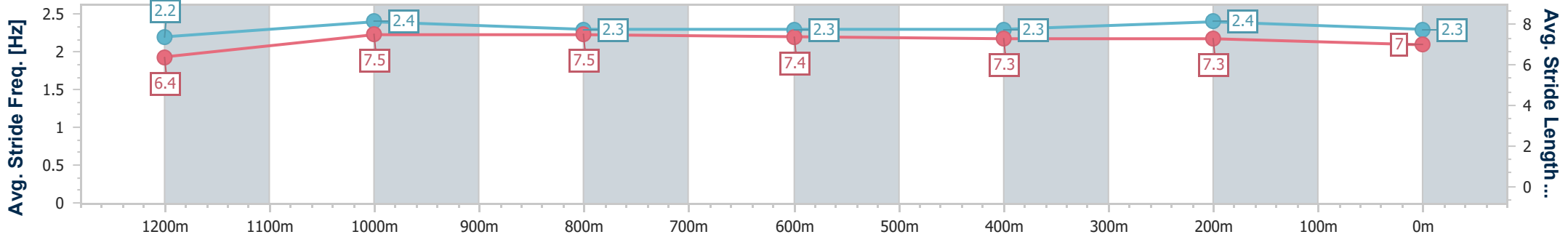
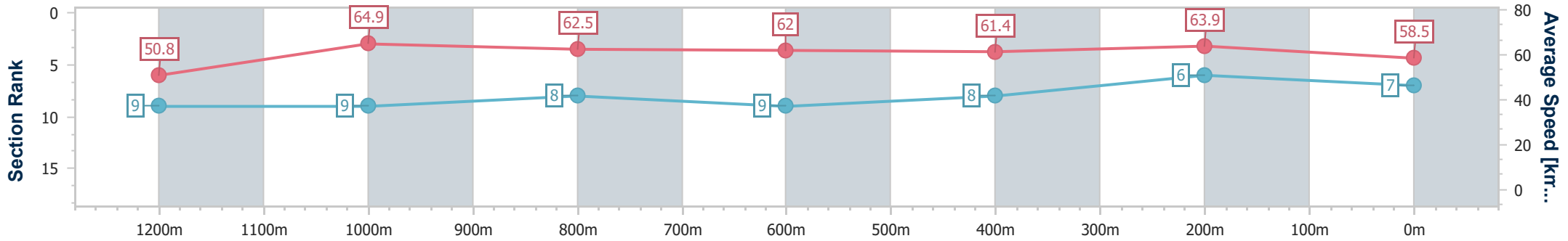
25 March 2023 - 17:13

Track Rating: Good 4, Weather: Fine, Rail Position: +1m Entire



BRISBANE
 RACING CLUB

Section	Overall	1200m	1000m	800m	600m	400m	200m
Section Times	1:23.88 [7] (0:14.22)	1:09.66 [9] (0:11.10)	0:58.56 [9] (0:11.60)	0:46.96 [8] (0:11.64)	0:35.32 [9] (0:11.74)	0:23.58 [8] (0:11.26)	0:12.32 [6] (0:12.32)
Average Speed [km/h]	50.8	64.9	62.5	62.0	61.4	63.9	58.5
Top Speed [km/h]	64.7	67.3	63.6	63.3	62.6	64.6	62.7
Avg. Dist. to Rail [m]	4.9	2.5	1.3	0.8	0.4	3.6	4.5
Avg. Stride Freq. [Hz]	2.2	2.4	2.3	2.3	2.3	2.4	2.3
Avg. Stride Length [m]	6.4	7.5	7.5	7.4	7.3	7.3	7.0



- [] Ranking at each section and finish
- .-.- No data available at this section
- NA No data available



Horse/Jockey Name	Baanone
Final Rank	8
Fastest Section Time (Section)	0:11.15 (400m)
Top Speed [km/h] (Section)	65.8 (400m)
Race State	Finished



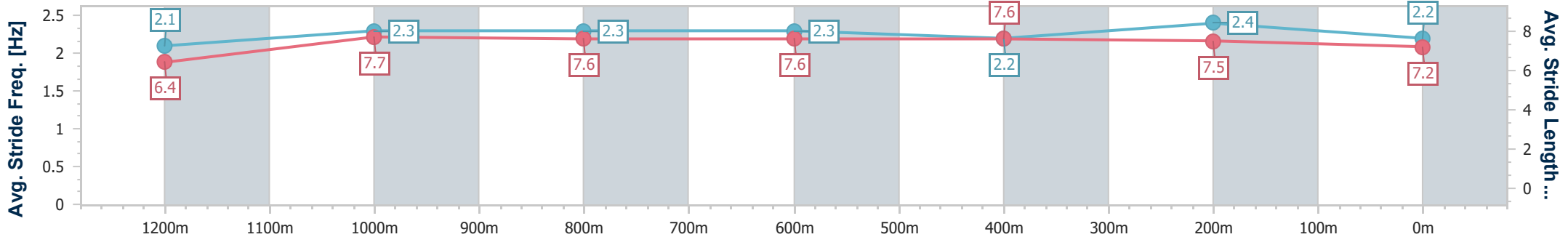
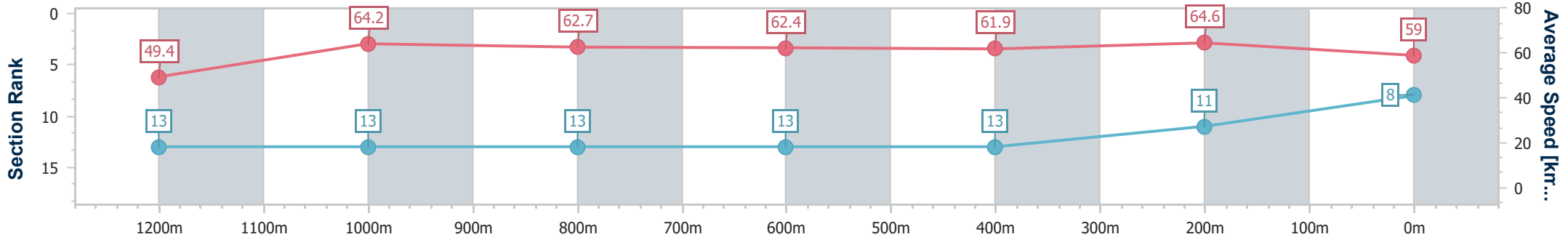
Eagle Farm QLD Professional
 Race 9: GOTRANSIT MEDIA GROUP BENCHMARK 85
 Handicap - 1400m
 25 March 2023 - 17:13



BRISBANE
 RACING CLUB

Track Rating: Good 4, Weather: Fine, Rail Position: +1m Entire

Section	Overall	1200m	1000m	800m	600m	400m	200m
Section Times	1:23.99 [8] (0:14.62)	1:09.37 [13] (0:11.22)	0:58.15 [13] (0:11.59)	0:46.56 [13] (0:11.58)	0:34.98 [13] (0:11.64)	0:23.34 [13] (0:11.15)	0:12.19 [11] (0:12.19)
Average Speed [km/h]	49.4	64.2	62.7	62.4	61.9	64.6	59.0
Top Speed [km/h]	62.6	65.3	63.2	63.4	64.9	65.8	62.9
Avg. Dist. to Rail [m]	5.4	2.3	1.6	0.7	0.3	1.8	0.5
Avg. Stride Freq. [Hz]	2.1	2.3	2.3	2.3	2.2	2.4	2.2
Avg. Stride Length [m]	6.4	7.7	7.6	7.6	7.6	7.5	7.2



- [] Ranking at each section and finish
- .-.- No data available at this section
- NA No data available



Horse/Jockey Name	Briars Kingdom
Final Rank	9
Fastest Section Time (Section)	0:10.91 (1200m)
Top Speed [km/h] (Section)	68.3 (1200m)
Race State	Finished



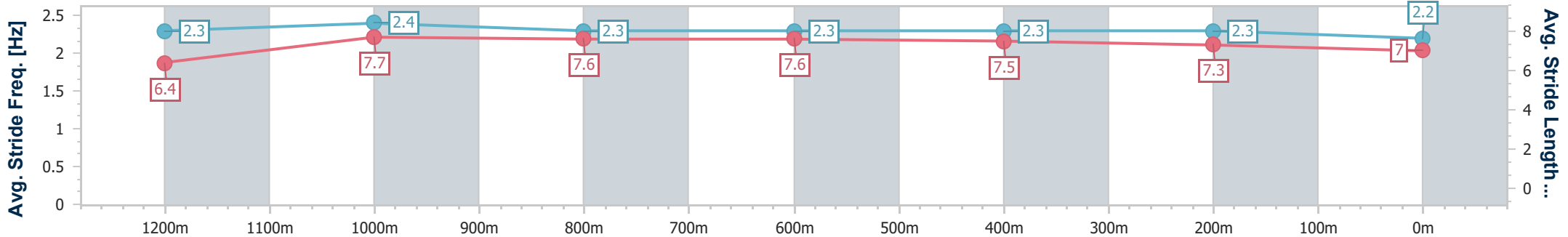
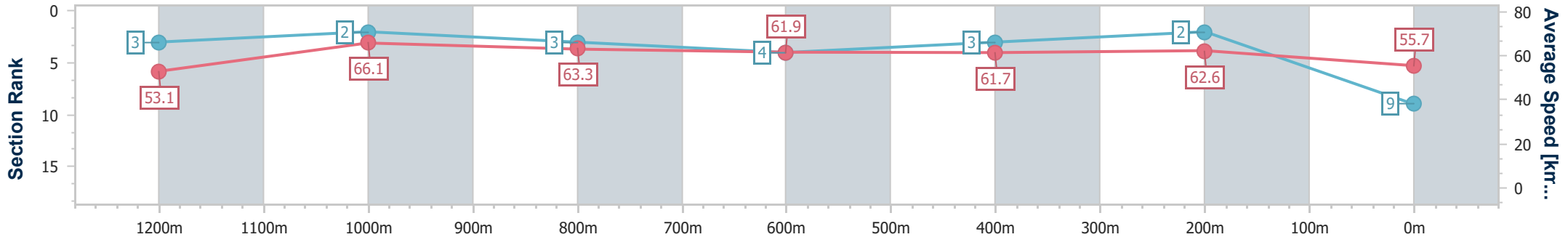
Eagle Farm QLD Professional
 Race 9: GOTRANSIT MEDIA GROUP BENCHMARK 85
 Handicap - 1400m
 25 March 2023 - 17:13



BRISBANE
 RACING CLUB

Track Rating: Good 4, Weather: Fine, Rail Position: +1m Entire

Section	Overall	1200m	1000m	800m	600m	400m	200m
Section Times	1:24.27 [9] (0:13.58)	1:10.69 [3] (0:10.91)	0:59.78 [2] (0:11.63)	0:48.15 [3] (0:11.86)	0:36.29 [4] (0:11.88)	0:24.41 [3] (0:11.51)	0:12.90 [2] (0:12.90)
Average Speed [km/h]	53.1	66.1	63.3	61.9	61.7	62.6	55.7
Top Speed [km/h]	68.1	68.3	64.5	63.3	64.5	64.5	59.0
Avg. Dist. to Rail [m]	6.0	3.3	4.3	4.4	3.9	4.5	5.1
Avg. Stride Freq. [Hz]	2.3	2.4	2.3	2.3	2.3	2.3	2.2
Avg. Stride Length [m]	6.4	7.7	7.6	7.6	7.5	7.3	7.0



- [] Ranking at each section and finish
- .-.- No data available at this section
- NA No data available



Horse/Jockey Name	Blacklog
Final Rank	10
Fastest Section Time (Section)	0:10.99 (1200m)
Top Speed [km/h] (Section)	67.8 (1200m)
Race State	Finished



Eagle Farm QLD Professional
Race 9: GOTRANSIT MEDIA GROUP BENCHMARK 85
Handicap - 1400m

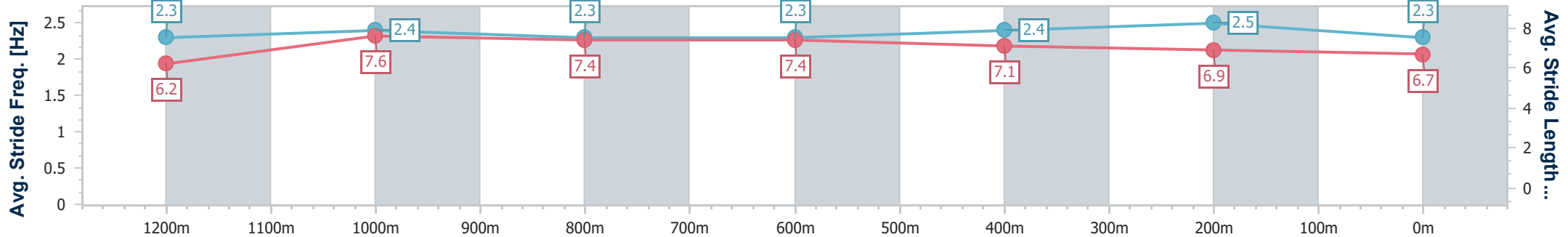
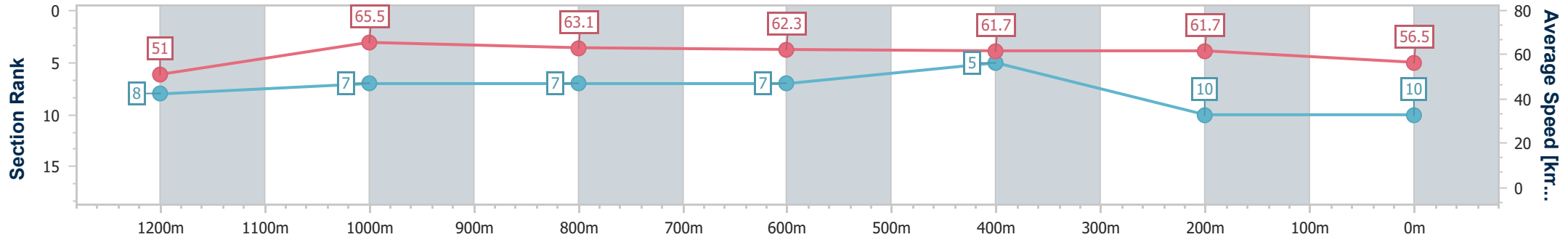
25 March 2023 - 17:13

Track Rating: Good 4, Weather: Fine, Rail Position: +1m Entire



BRISBANE
RACING CLUB

Section	Overall	1200m	1000m	800m	600m	400m	200m
Section Times	1:24.45 [10] (0:14.19)	1:10.26 [8] (0:10.99)	0:59.27 [7] (0:11.50)	0:47.77 [7] (0:11.66)	0:36.11 [7] (0:11.69)	0:24.42 [5] (0:11.69)	0:12.73 [10] (0:12.73)
Average Speed [km/h]	51.0	65.5	63.1	62.3	61.7	61.7	56.5
Top Speed [km/h]	65.4	67.8	64.0	63.7	63.4	63.5	60.5
Avg. Dist. to Rail [m]	7.5	3.3	1.5	1.4	0.8	3.1	4.3
Avg. Stride Freq. [Hz]	2.3	2.4	2.3	2.3	2.4	2.5	2.3
Avg. Stride Length [m]	6.2	7.6	7.4	7.4	7.1	6.9	6.7



- [] Ranking at each section and finish
- .-.- No data available at this section
- NA No data available



Horse/Jockey Name	Harlequin Field
Final Rank	11
Fastest Section Time (Section)	0:11.15 (1200m)
Top Speed [km/h] (Section)	66.8 (Overall)
Race State	Finished



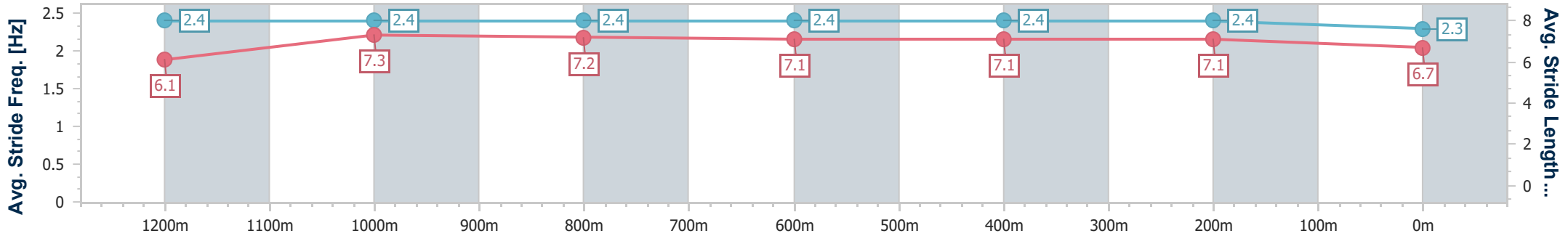
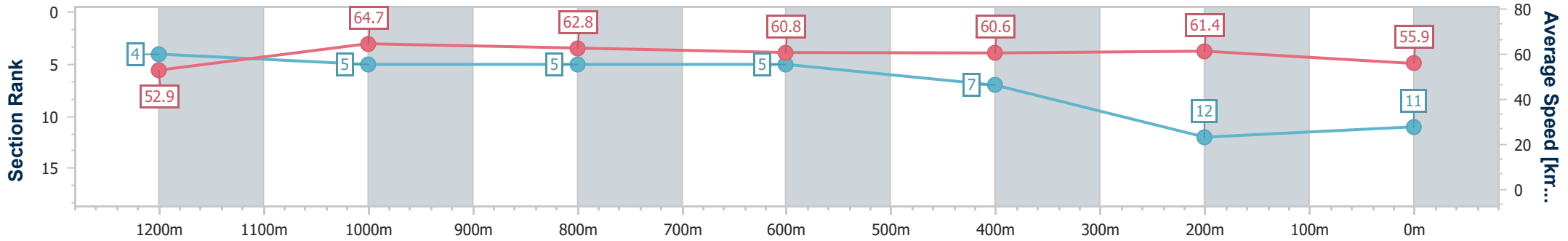
Eagle Farm QLD Professional
 Race 9: GOTRANSIT MEDIA GROUP BENCHMARK 85
 Handicap - 1400m
 25 March 2023 - 17:13



BRISBANE
 RACING CLUB

Track Rating: Good 4, Weather: Fine, Rail Position: +1m Entire

Section	Overall	1200m	1000m	800m	600m	400m	200m
Section Times	1:24.63 [11] (0:13.63)	1:11.00 [4] (0:11.15)	0:59.85 [5] (0:11.56)	0:48.29 [5] (0:11.84)	0:36.45 [5] (0:11.83)	0:24.62 [7] (0:11.72)	0:12.90 [12] (0:12.90)
Average Speed [km/h]	52.9	64.7	62.8	60.8	60.6	61.4	55.9
Top Speed [km/h]	66.8	66.6	64.9	61.8	62.4	62.7	60.5
Avg. Dist. to Rail [m]	4.0	1.7	1.6	0.4	0.6	3.8	5.1
Avg. Stride Freq. [Hz]	2.4	2.4	2.4	2.4	2.4	2.4	2.3
Avg. Stride Length [m]	6.1	7.3	7.2	7.1	7.1	7.1	6.7



- [] Ranking at each section and finish
- .-.- No data available at this section
- NA No data available



Horse/Jockey Name	Phaistos
Final Rank	12
Fastest Section Time (Section)	0:11.07 (1200m)
Top Speed [km/h] (Section)	65.9 (1200m)
Race State	Finished



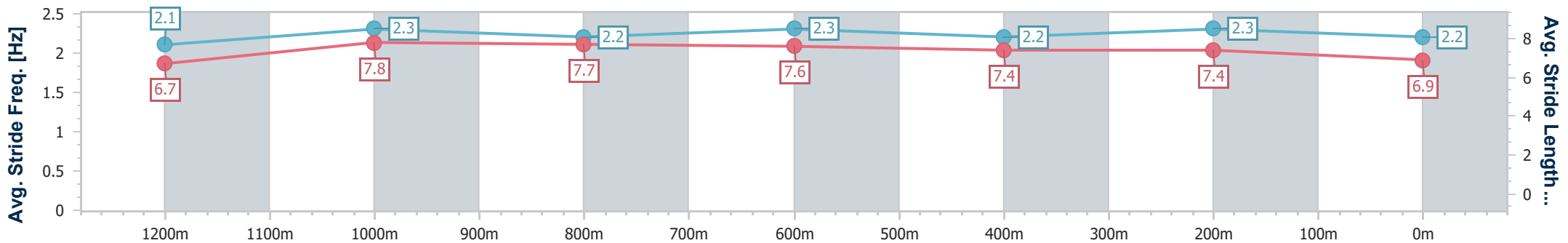
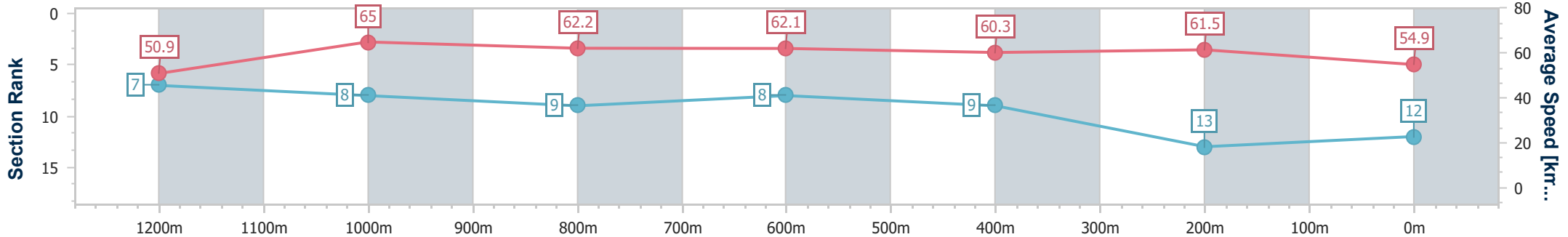
Eagle Farm QLD Professional
 Race 9: GOTRANSIT MEDIA GROUP BENCHMARK 85
 Handicap - 1400m
 25 March 2023 - 17:13



BRISBANE
 RACING CLUB

Track Rating: Good 4, Weather: Fine, Rail Position: +1m Entire

Section	Overall	1200m	1000m	800m	600m	400m	200m
Section Times	1:25.16 [12] (0:14.16)	1:11.00 [7] (0:11.07)	0:59.93 [8] (0:11.64)	0:48.29 [9] (0:11.58)	0:36.71 [8] (0:11.89)	0:24.82 [9] (0:11.71)	0:13.11 [13] (0:13.11)
Average Speed [km/h]	50.9	65.0	62.2	62.1	60.3	61.5	54.9
Top Speed [km/h]	64.2	65.9	63.7	64.0	61.2	62.2	59.6
Avg. Dist. to Rail [m]	2.6	1.9	0.8	0.3	0.7	1.1	1.0
Avg. Stride Freq. [Hz]	2.1	2.3	2.2	2.3	2.2	2.3	2.2
Avg. Stride Length [m]	6.7	7.8	7.7	7.6	7.4	7.4	6.9



- [] Ranking at each section and finish
- .-.- No data available at this section
- NA No data available



Horse/Jockey Name	Magic Charlee
Final Rank	13
Fastest Section Time (Section)	0:10.72 (1200m)
Top Speed [km/h] (Section)	69.5 (1200m)
Race State	Finished



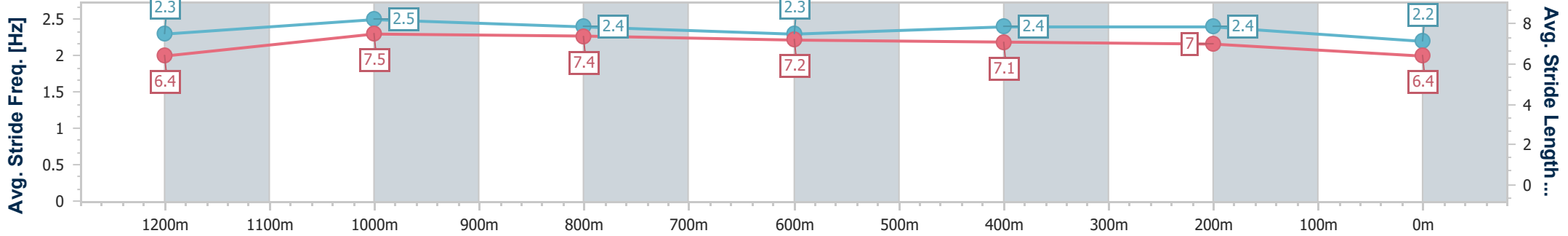
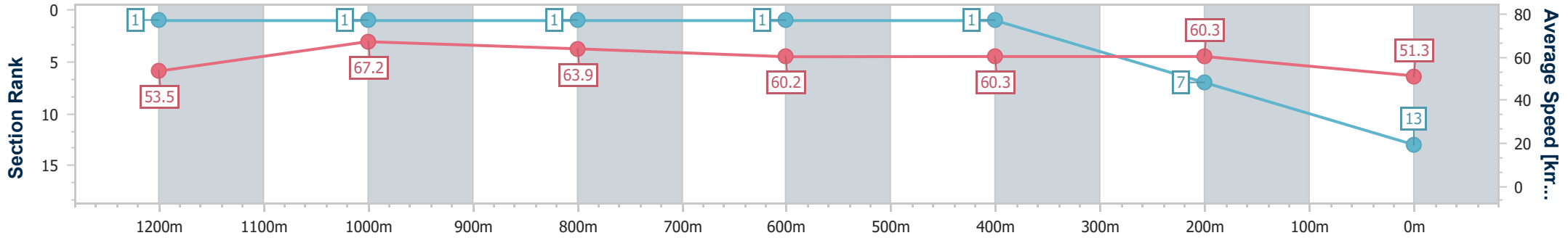
Eagle Farm QLD Professional
 Race 9: GOTRANSIT MEDIA GROUP BENCHMARK 85
 Handicap - 1400m
 25 March 2023 - 17:13



BRISBANE
 RACING CLUB

Track Rating: Good 4, Weather: Fine, Rail Position: +1m Entire

Section	Overall	1200m	1000m	800m	600m	400m	200m
Section Times	1:25.59 [13] (0:13.52)	1:12.07 [1] (0:10.72)	1:01.35 [1] (0:11.43)	0:49.92 [1] (0:12.02)	0:37.90 [1] (0:11.91)	0:25.99 [1] (0:11.95)	0:14.04 [7] (0:14.04)
Average Speed [km/h]	53.5	67.2	63.9	60.2	60.3	60.3	51.3
Top Speed [km/h]	69.4	69.5	66.1	62.6	62.4	62.6	56.8
Avg. Dist. to Rail [m]	8.0	4.5	2.4	1.3	0.8	2.1	2.6
Avg. Stride Freq. [Hz]	2.3	2.5	2.4	2.3	2.4	2.4	2.2
Avg. Stride Length [m]	6.4	7.5	7.4	7.2	7.1	7.0	6.4



- [] Ranking at each section and finish
- .-.- No data available at this section
- NA No data available