



# Eagle Farm QLD Professional

## Race 5: VECCHIO PROPERTY GROUP BENCHMARK 78 Handicap - 2200m

25 March 2023 - 14:32



BRISBANE  
RACING CLUB

Track Rating: Good 4, Weather: Fine, Rail Position: +1m Entire

Section	Overall	2000m	1800m	1600m	1400m	1200m	1000m	Last 600m						
Field Times	2:16.06 (0:14.34)	2:01.72 (0:11.62)	1:50.10 (0:11.90)	1:38.20 (0:12.27)	1:25.93 (0:12.33)	1:13.60 (0:12.41)	1:01.19 (0:12.54)	0:36.45						
Rank	TAB	Horse/Jockey	Barrier	Top Speed [km/h]	Fastest Section								Distance Travelled [m]	
1	3	<b>WARP SPEED</b> Michael Cahill	9	63.5 400m	0:11.50 400m	2:16.06 [1] (0:15.06)	2:01.00 [10] (0:11.74)	1:49.26 [9] (0:12.03)	1:37.23 [9] (0:12.23)	1:25.00 [8] (0:12.38)	1:12.62 [8] (0:12.36)	1:00.26 [8] (0:12.40)	0:35.65	
2	10	<b>HELEVA DEEL</b> Angela Jones	5	64.3 1800m	0:11.60 2000m	2:16.30 [2] (0:14.47)	2:01.83 [4] (0:11.60)	1:50.23 [2] (0:11.99)	1:38.24 [2] (0:12.34)	1:25.90 [2] (0:12.37)	1:13.53 [2] (0:12.44)	1:01.09 [2] (0:12.48)	0:36.57	+3
3	1	<b>SCARLET TUFTY</b> Justin Huxtable	1	62.7 Overall	0:11.62 2000m	2:16.81 [3] (0:14.34)	2:02.47 [1] (0:11.62)	1:50.85 [1] (0:11.90)	1:38.95 [1] (0:12.27)	1:26.68 [1] (0:12.33)	1:14.35 [1] (0:12.41)	1:01.94 [1] (0:12.54)	0:37.20	-2
4	9	<b>CONTRITION</b> Mark Du Plessis	3	62.2 2000m	0:11.95 2000m	2:16.84 [4] (0:14.74)	2:02.10 [7] (0:11.95)	1:50.15 [7] (0:12.05)	1:38.10 [7] (0:12.10)	1:26.00 [7] (0:12.40)	1:13.60 [7] (0:12.35)	1:01.25 [6] (0:12.53)	0:36.60	+4
5	5	<b>TWO SMOKIN BARRELS</b> Jim Byrne	2	62.8 2000m	0:11.85 2000m	2:16.84 [5] (0:14.57)	2:02.27 [6] (0:11.85)	1:50.42 [6] (0:12.02)	1:38.40 [5] (0:12.09)	1:26.31 [5] (0:12.30)	1:14.01 [3] (0:12.40)	1:01.61 [3] (0:12.55)	0:36.98	-6
6	8	<b>AUSPICIOUS CLOUD</b> Ben Thompson	4	63.4 Overall	0:11.63 2000m	2:17.44 [6] (0:14.45)	2:02.99 [3] (0:11.63)	1:51.36 [3] (0:12.11)	1:39.25 [3] (0:12.30)	1:26.95 [4] (0:12.49)	1:14.46 [5] (0:12.53)	1:01.93 [5] (0:12.50)	0:37.30	+6
7	2	<b>TIP OF THE SPEAR</b> Brodie Loy	8	63.7 2000m	0:11.86 2000m	2:17.72 [7] (0:14.52)	2:03.20 [5] (0:11.86)	1:51.34 [5] (0:12.16)	1:39.18 [6] (0:12.15)	1:27.03 [6] (0:12.49)	1:14.54 [6] (0:12.48)	1:02.06 [7] (0:12.17)	0:37.91	+9
8	4	<b>CHOCOLATIER</b> Gary Geran	10	61.4 Overall	0:11.97 2000m	2:18.29 [8] (0:14.90)	2:03.39 [9] (0:11.97)	1:51.42 [10] (0:12.05)	1:39.37 [10] (0:12.36)	1:27.01 [10] (0:12.37)	1:14.64 [10] (0:12.41)	1:02.23 [10] (0:12.37)	0:37.64	+10
9	11	<b>MIGHTY WILLIE</b> Samantha Collett	7	62.8 2000m	0:11.99 2000m	2:18.36 [9] (0:14.81)	2:03.55 [8] (0:11.99)	1:51.56 [8] (0:12.00)	1:39.56 [8] (0:12.28)	1:27.28 [9] (0:12.45)	1:14.83 [9] (0:12.50)	1:02.33 [9] (0:12.29)	0:37.97	+6
10	6	<b>GO MILLO</b> Justin Stanley	6	62.5 Overall	0:11.91 2000m	2:21.71 [10] (0:14.43)	2:07.28 [2] (0:11.91)	1:55.37 [4] (0:11.93)	1:43.44 [4] (0:12.20)	1:31.24 [3] (0:12.40)	1:18.84 [4] (0:12.43)	1:06.41 [4] (0:12.63)	0:41.29	+4

Scratched: Guts 'N' Glory (#7)

Report Created: Sat 25 March 2023 14:49 GMT+10 (Note: Timing is based on position data)

Page 1/12

[ ] Ranking at each section and finish  
 -:-:- No data available at this section  
 NA No data available

SCN Saddle cloth number  
 DNF Did not finish  
 DNT Did not track

data processed by TRIPLESDATA



# Eagle Farm QLD Professional

## Race 5: VECCHIO PROPERTY GROUP BENCHMARK 78 Handicap - 2200m

25 March 2023 - 14:32



BRISBANE  
RACING CLUB

Track Rating: Good 4, Weather: Fine, Rail Position: +1m Entire

Section						800m	600m	400m	200m	Last 600m	
Field Times						0:48.65 (0:12.20)	0:36.45 (0:11.99)	0:24.46 (0:12.01)	0:12.45 (0:12.45)	0:36.45	
Rank	TAB Horse/Jockey	Barrier	Top Speed [km/h]	Fastest Section					Margin	Distance Travelled [m]	
1	3 <b>WARP SPEED</b> Michael Cahill	9	63.5 400m	0:11.50 400m	0:47.86 [8] (0:12.21)	0:35.65 [8] (0:11.73)	0:23.92 [5] (0:11.50)	0:12.42 [2] (0:12.42)	2:16.06	0:35.65	
2	10 <b>HELEVA DEEL</b> Angela Jones	5	64.3 1800m	0:11.60 2000m	0:48.61 [2] (0:12.04)	0:36.57 [2] (0:11.87)	0:24.70 [1] (0:12.01)	0:12.69 [1] (0:12.69)	1.41L	0:36.57 +3	
3	1 <b>SCARLET TUFTY</b> Justin Huxtable	1	62.7 Overall	0:11.62 2000m	0:49.40 [1] (0:12.20)	0:37.20 [1] (0:12.09)	0:25.11 [2] (0:12.24)	0:12.87 [3] (0:12.87)	4.37L	0:37.20 -2	
4	9 <b>CONTRITION</b> Mark Du Plessis	3	62.2 2000m	0:11.95 2000m	0:48.72 [7] (0:12.12)	0:36.60 [6] (0:12.02)	0:24.58 [7] (0:12.00)	0:12.58 [6] (0:12.58)	4.53L	0:36.60 +4	
5	5 <b>TWO SMOKIN BARRELS</b> Jim Byrne	2	62.8 2000m	0:11.85 2000m	0:49.06 [3] (0:12.08)	0:36.98 [4] (0:12.11)	0:24.87 [4] (0:12.21)	0:12.66 [5] (0:12.66)	4.58L	0:36.98 -6	
6	8 <b>AUSPICIOUS CLOUD</b> Ben Thompson	4	63.4 Overall	0:11.63 2000m	0:49.43 [6] (0:12.13)	0:37.30 [5] (0:12.07)	0:25.23 [6] (0:12.18)	0:13.05 [7] (0:13.05)	8.12L	0:37.30 +6	
7	2 <b>TIP OF THE SPEAR</b> Brodie Loy	8	63.7 2000m	0:11.86 2000m	0:49.89 [4] (0:11.98)	0:37.91 [3] (0:11.95)	0:25.96 [3] (0:12.38)	0:13.58 [4] (0:13.58)	9.75L	0:37.91 +9	
8	4 <b>CHOCOLATIER</b> Gary Geran	10	61.4 Overall	0:11.97 2000m	0:49.86 [10] (0:12.22)	0:37.64 [10] (0:12.20)	0:25.44 [9] (0:12.31)	0:13.13 [9] (0:13.13)	13.1L	0:37.64 +10	
9	11 <b>MIGHTY WILLIE</b> Samantha Collett	7	62.8 2000m	0:11.99 2000m	0:50.04 [9] (0:12.07)	0:37.97 [7] (0:12.03)	0:25.94 [8] (0:12.40)	0:13.54 [8] (0:13.54)	13.51L	0:37.97 +6	
10	6 <b>GO MILLO</b> Justin Stanley	6	62.5 Overall	0:11.91 2000m	0:53.78 [5] (0:12.49)	0:41.29 [9] (0:12.76)	0:28.53 [10] (0:13.12)	0:15.41 [10] (0:15.41)	33.22L	0:41.29 +4	

Scratched: Guts 'N' Glory (#7)

Report Created: Sat 25 March 2023 14:49 GMT+10 (Note: Timing is based on position data)

Page 2/12

[ ] Ranking at each section and finish  
 -:-:- No data available at this section  
 NA No data available

SCN Saddle cloth number  
 DNF Did not finish  
 DNT Did not track

data processed by TRIPLES DATA



Horse/Jockey Name	Warp Speed
Final Rank	1
Fastest Section Time (Section)	0:11.50 (400m)
Top Speed [km/h] (Section)	63.5 (400m)
Race State	Finished



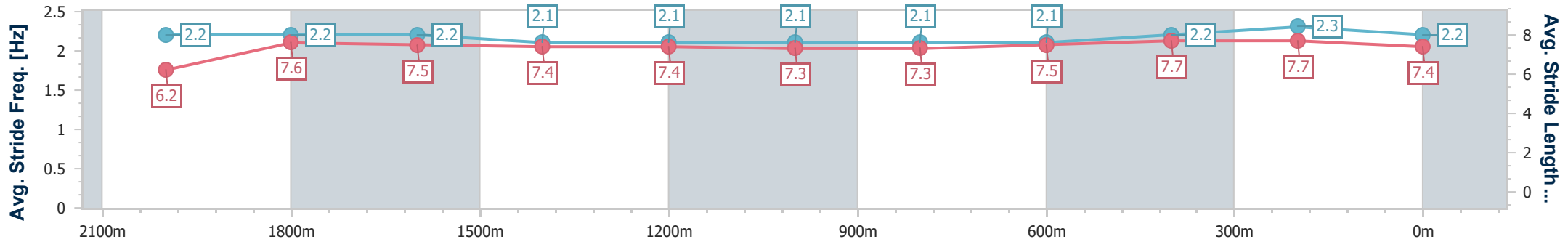
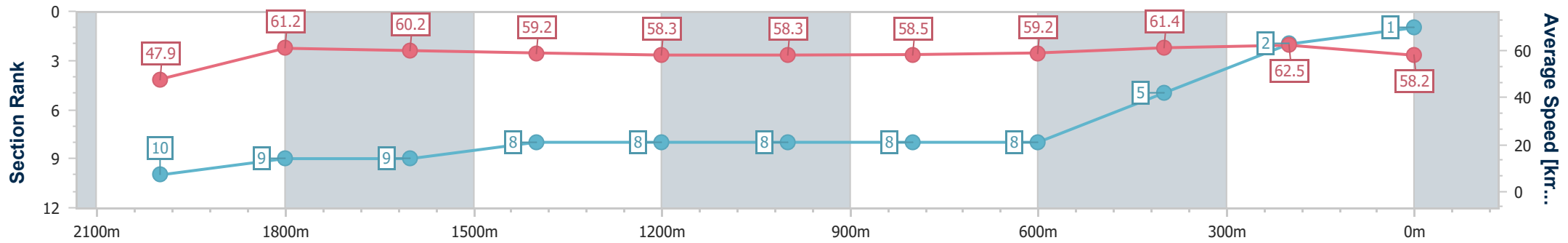
Eagle Farm QLD Professional  
 Race 5: VECCHIO PROPERTY GROUP BENCHMARK 78  
 Handicap - 2200m  
 25 March 2023 - 14:32



BRISBANE  
 RACING CLUB

Track Rating: Good 4, Weather: Fine, Rail Position: +1m Entire

Section	Overall	2000m	1800m	1600m	1400m	1200m	1000m	800m	600m	400m	200m
Section Times	2:16.06 [1] (0:15.06)	2:01.00 [10] (0:11.74)	1:49.26 [9] (0:12.03)	1:37.23 [9] (0:12.23)	1:25.00 [8] (0:12.38)	1:12.62 [8] (0:12.36)	1:00.26 [8] (0:12.40)	0:47.86 [8] (0:12.21)	0:35.65 [8] (0:11.73)	0:23.92 [5] (0:11.50)	0:12.42 [2] (0:12.42)
Average Speed [km/h]	47.9	61.2	60.2	59.2	58.3	58.3	58.5	59.2	61.4	62.5	58.2
Top Speed [km/h]	61.3	62.2	60.6	60.4	59.8	58.9	59.8	60.2	63.0	63.5	61.5
Avg. Dist. to Rail [m]	4.8	0.6	0.9	1.5	1.4	1.5	1.5	0.8	0.4	2.8	1.3
Avg. Stride Freq. [Hz]	2.2	2.2	2.2	2.1	2.1	2.1	2.1	2.1	2.2	2.3	2.2
Avg. Stride Length [m]	6.2	7.6	7.5	7.4	7.4	7.3	7.3	7.5	7.7	7.7	7.4



- [ ] Ranking at each section and finish
- .-.- No data available at this section
- NA No data available



Horse/Jockey Name	Heleva Deel
Final Rank	2
Fastest Section Time (Section)	0:11.60 (2000m)
Top Speed [km/h] (Section)	64.3 (1800m)
Race State	Finished



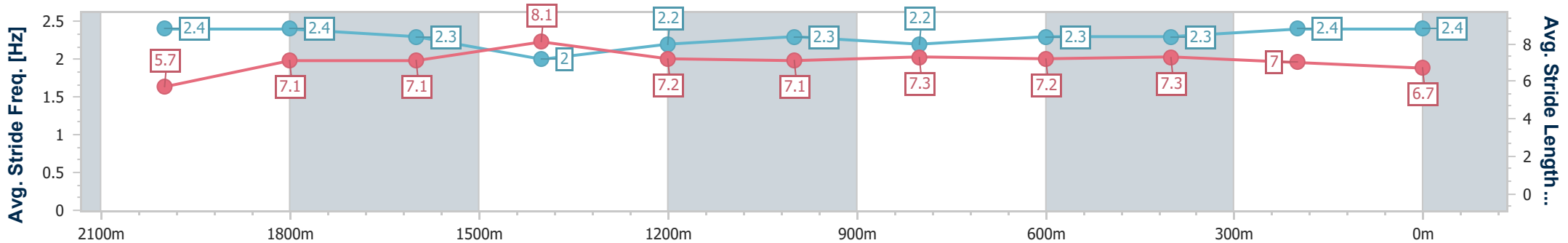
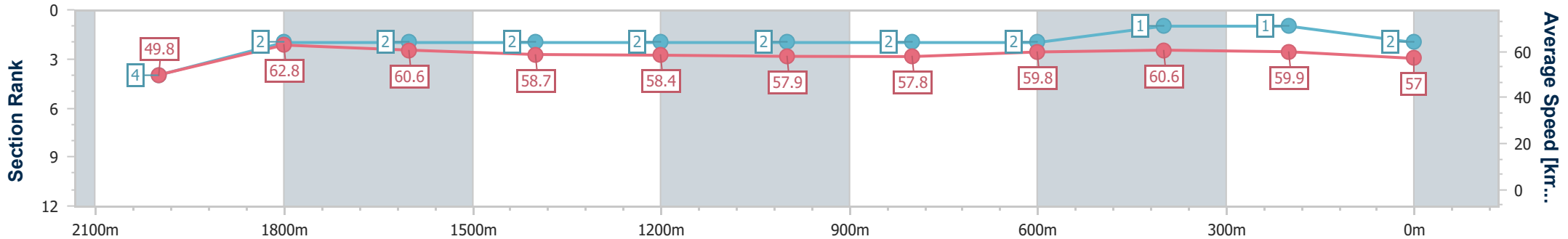
Eagle Farm QLD Professional  
 Race 5: VECCHIO PROPERTY GROUP BENCHMARK 78  
 Handicap - 2200m  
 25 March 2023 - 14:32



BRISBANE  
 RACING CLUB

Track Rating: Good 4, Weather: Fine, Rail Position: +1m Entire

Section	Overall	2000m	1800m	1600m	1400m	1200m	1000m	800m	600m	400m	200m
Section Times	2:16.30 [2] (0:14.47)	2:01.83 [4] (0:11.60)	1:50.23 [2] (0:11.99)	1:38.24 [2] (0:12.34)	1:25.90 [2] (0:12.37)	1:13.53 [2] (0:12.44)	1:01.09 [2] (0:12.48)	0:48.61 [2] (0:12.04)	0:36.57 [2] (0:11.87)	0:24.70 [1] (0:12.01)	0:12.69 [1] (0:12.69)
Average Speed [km/h]	49.8	62.8	60.6	58.7	58.4	57.9	57.8	59.8	60.6	59.9	57.0
Top Speed [km/h]	63.0	63.5	64.3	60.4	58.9	59.2	59.0	60.5	61.7	61.8	58.6
Avg. Dist. to Rail [m]	4.7	2.2	1.9	2.0	2.2	1.8	0.5	0.1	0.4	1.9	0.7
Avg. Stride Freq. [Hz]	2.4	2.4	2.3	2.0	2.2	2.3	2.2	2.3	2.3	2.4	2.4
Avg. Stride Length [m]	5.7	7.1	7.1	8.1	7.2	7.1	7.3	7.2	7.3	7.0	6.7



- [ ] Ranking at each section and finish
- .-.- No data available at this section
- NA No data available



Horse/Jockey Name	Scarlet Tufty
Final Rank	3
Fastest Section Time (Section)	0:11.62 (2000m)
Top Speed [km/h] (Section)	62.7 (Overall)
Race State	Finished



Eagle Farm QLD Professional  
Race 5: VECCHIO PROPERTY GROUP BENCHMARK 78  
Handicap - 2200m

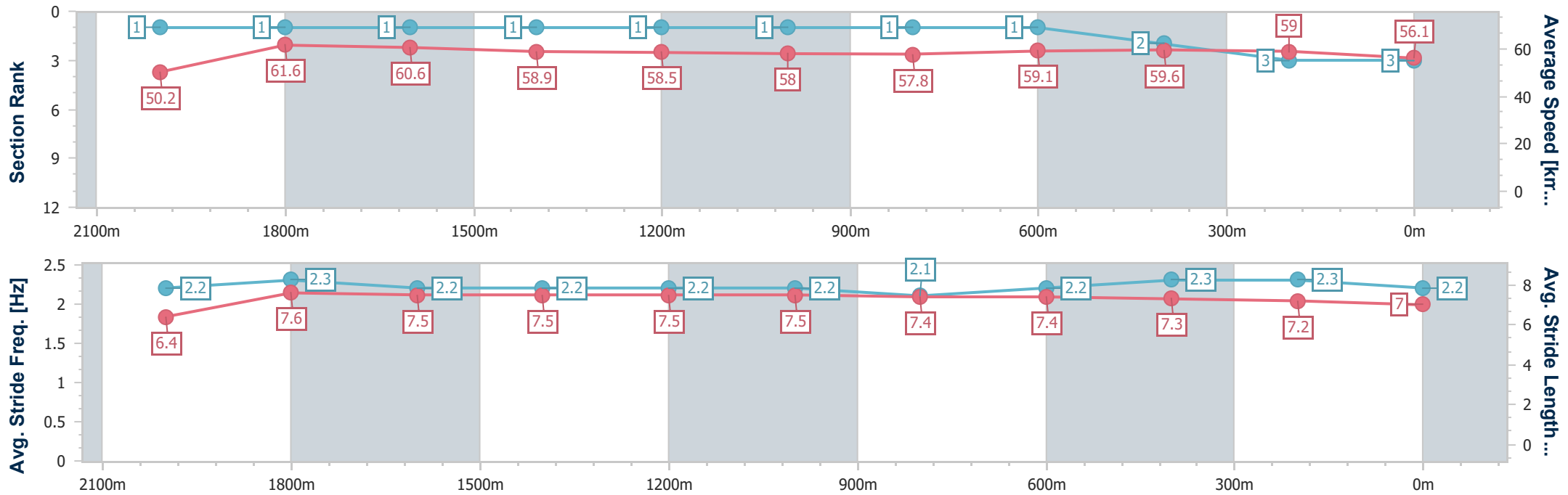
25 March 2023 - 14:32

Track Rating: Good 4, Weather: Fine, Rail Position: +1m Entire



BRISBANE  
RACING CLUB

Section	Overall	2000m	1800m	1600m	1400m	1200m	1000m	800m	600m	400m	200m
Section Times	2:16.81 [3] (0:14.34)	2:02.47 [1] (0:11.62)	1:50.85 [1] (0:11.90)	1:38.95 [1] (0:12.27)	1:26.68 [1] (0:12.33)	1:14.35 [1] (0:12.41)	1:01.94 [1] (0:12.54)	0:49.40 [1] (0:12.20)	0:37.20 [1] (0:12.09)	0:25.11 [2] (0:12.24)	0:12.87 [3] (0:12.87)
Average Speed [km/h]	50.2	61.6	60.6	58.9	58.5	58.0	57.8	59.1	59.6	59.0	56.1
Top Speed [km/h]	62.7	62.3	62.1	59.6	58.9	58.7	59.0	60.1	60.5	60.3	58.3
Avg. Dist. to Rail [m]	1.3	0.9	0.3	1.1	1.3	1.5	1.2	0.4	1.0	2.2	2.5
Avg. Stride Freq. [Hz]	2.2	2.3	2.2	2.2	2.2	2.2	2.1	2.2	2.3	2.3	2.2
Avg. Stride Length [m]	6.4	7.6	7.5	7.5	7.5	7.5	7.4	7.4	7.3	7.2	7.0



- [ ] Ranking at each section and finish
- .-.- No data available at this section
- NA No data available



Horse/Jockey Name	Contribution
Final Rank	4
Fastest Section Time (Section)	0:11.95 (2000m)
Top Speed [km/h] (Section)	62.2 (2000m)
Race State	Finished



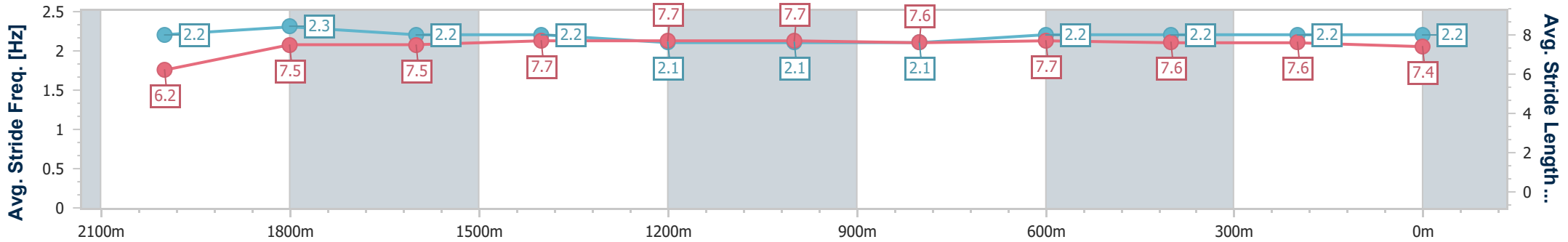
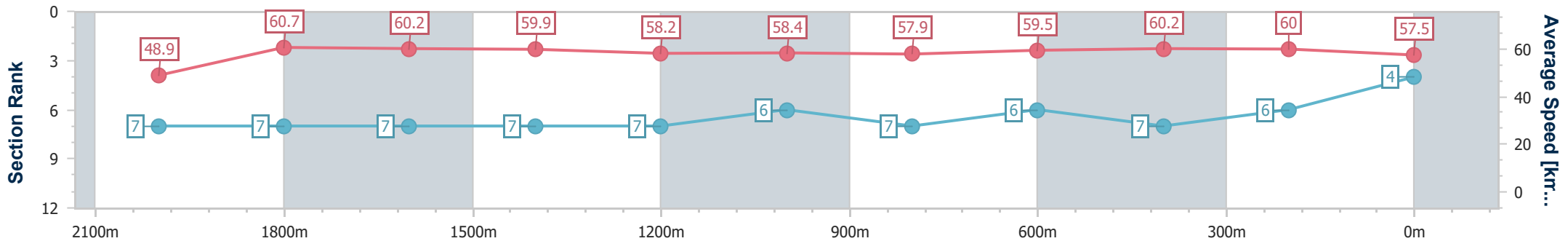
Eagle Farm QLD Professional  
 Race 5: VECCHIO PROPERTY GROUP BENCHMARK 78  
 Handicap - 2200m  
 25 March 2023 - 14:32



BRISBANE  
 RACING CLUB

Track Rating: Good 4, Weather: Fine, Rail Position: +1m Entire

Section	Overall	2000m	1800m	1600m	1400m	1200m	1000m	800m	600m	400m	200m
Section Times	2:16.84 [4] (0:14.74)	2:02.10 [7] (0:11.95)	1:50.15 [7] (0:12.05)	1:38.10 [7] (0:12.10)	1:26.00 [7] (0:12.40)	1:13.60 [7] (0:12.35)	1:01.25 [6] (0:12.53)	0:48.72 [7] (0:12.12)	0:36.60 [6] (0:12.02)	0:24.58 [7] (0:12.00)	0:12.58 [6] (0:12.58)
Average Speed [km/h]	48.9	60.7	60.2	59.9	58.2	58.4	57.9	59.5	60.2	60.0	57.5
Top Speed [km/h]	61.5	62.2	60.9	60.9	59.1	58.9	60.0	60.1	61.4	61.4	58.6
Avg. Dist. to Rail [m]	2.1	1.2	1.9	1.7	2.8	2.7	1.5	0.3	1.2	4.5	3.5
Avg. Stride Freq. [Hz]	2.2	2.3	2.2	2.2	2.1	2.1	2.1	2.2	2.2	2.2	2.2
Avg. Stride Length [m]	6.2	7.5	7.5	7.7	7.7	7.7	7.6	7.7	7.6	7.6	7.4



- [ ] Ranking at each section and finish
- .-.- No data available at this section
- NA No data available



Horse/Jockey Name	Two Smokin Barrels
Final Rank	5
Fastest Section Time (Section)	0:11.85 (2000m)
Top Speed [km/h] (Section)	62.8 (2000m)
Race State	Finished



Eagle Farm QLD Professional  
 Race 5: VECCHIO PROPERTY GROUP BENCHMARK 78  
 Handicap - 2200m

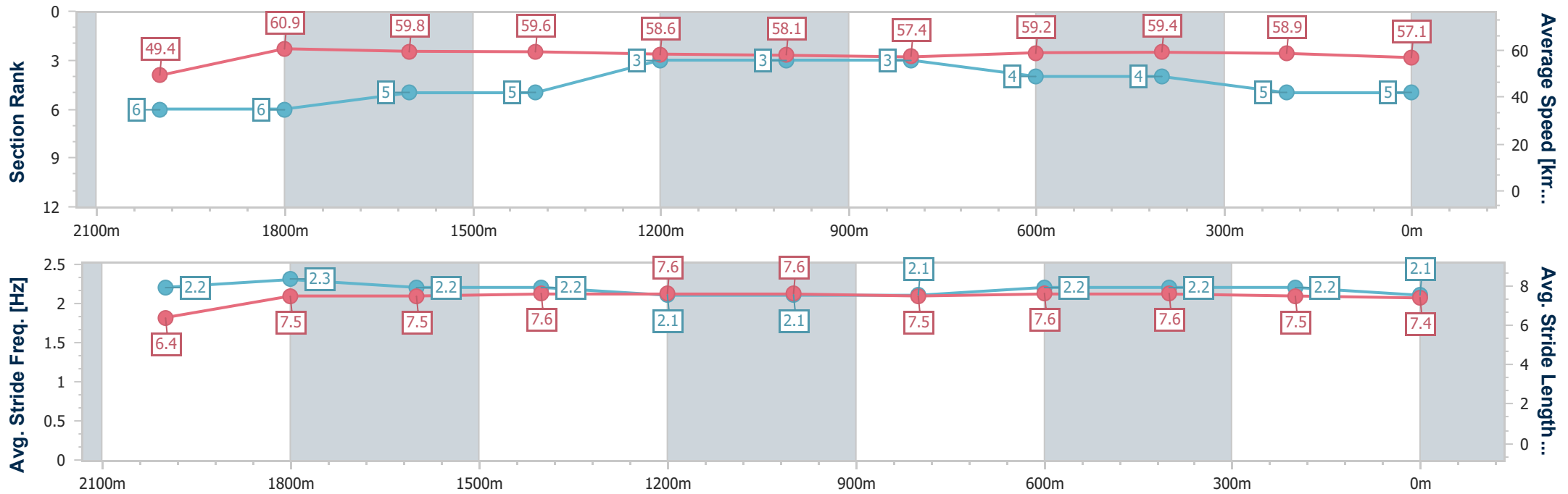
25 March 2023 - 14:32

Track Rating: Good 4, Weather: Fine, Rail Position: +1m Entire



BRISBANE  
RACING CLUB

Section	Overall	2000m	1800m	1600m	1400m	1200m	1000m	800m	600m	400m	200m
Section Times	2:16.84 [5] (0:14.57)	2:02.27 [6] (0:11.85)	1:50.42 [6] (0:12.02)	1:38.40 [5] (0:12.09)	1:26.31 [5] (0:12.30)	1:14.01 [3] (0:12.40)	1:01.61 [3] (0:12.55)	0:49.06 [3] (0:12.08)	0:36.98 [4] (0:12.11)	0:24.87 [4] (0:12.21)	0:12.66 [5] (0:12.66)
Average Speed [km/h]	49.4	60.9	59.8	59.6	58.6	58.1	57.4	59.2	59.4	58.9	57.1
Top Speed [km/h]	62.4	62.8	60.1	60.4	59.4	58.6	58.5	60.0	60.0	60.1	58.3
Avg. Dist. to Rail [m]	1.6	0.6	0.4	0.3	1.1	1.2	0.6	1.5	0.4	1.3	2.2
Avg. Stride Freq. [Hz]	2.2	2.3	2.2	2.2	2.1	2.1	2.1	2.2	2.2	2.2	2.1
Avg. Stride Length [m]	6.4	7.5	7.5	7.6	7.6	7.6	7.5	7.6	7.6	7.5	7.4



- [ ] Ranking at each section and finish
- .-.- No data available at this section
- NA No data available



Horse/Jockey Name	Auspicious Cloud
Final Rank	6
Fastest Section Time (Section)	0:11.63 (2000m)
Top Speed [km/h] (Section)	63.4 (Overall)
Race State	Finished



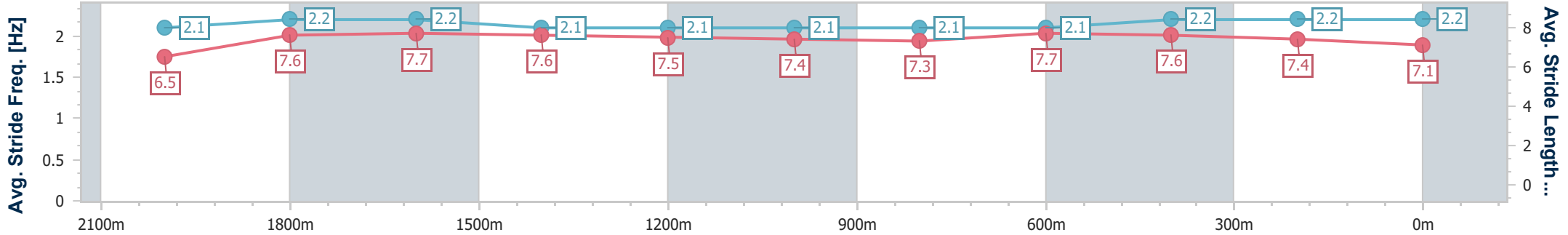
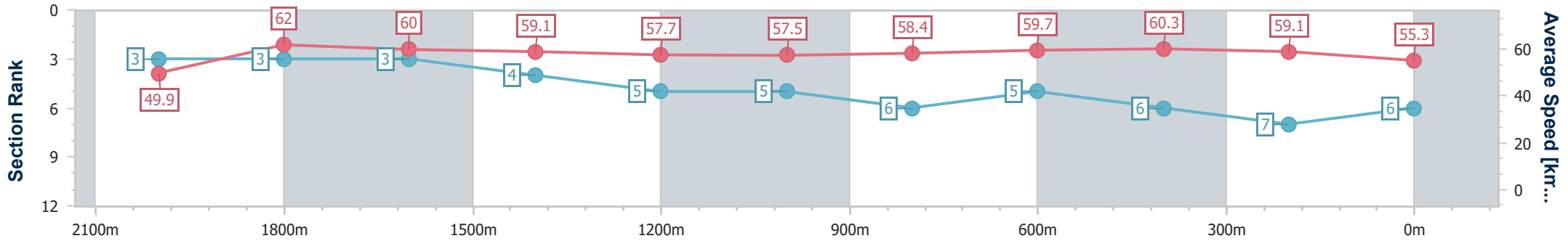
Eagle Farm QLD Professional  
 Race 5: VECCHIO PROPERTY GROUP BENCHMARK 78  
 Handicap - 2200m  
 25 March 2023 - 14:32



BRISBANE  
 RACING CLUB

Track Rating: Good 4, Weather: Fine, Rail Position: +1m Entire

Section	Overall	2000m	1800m	1600m	1400m	1200m	1000m	800m	600m	400m	200m
Section Times	2:17.44 [6] (0:14.45)	2:02.99 [3] (0:11.63)	1:51.36 [3] (0:12.11)	1:39.25 [3] (0:12.30)	1:26.95 [4] (0:12.49)	1:14.46 [5] (0:12.53)	1:01.93 [5] (0:12.50)	0:49.43 [6] (0:12.13)	0:37.30 [5] (0:12.07)	0:25.23 [6] (0:12.18)	0:13.05 [7] (0:13.05)
Average Speed [km/h]	49.9	62.0	60.0	59.1	57.7	57.5	58.4	59.7	60.3	59.1	55.3
Top Speed [km/h]	63.4	63.2	60.6	60.2	58.2	57.9	60.2	60.6	60.8	60.8	57.3
Avg. Dist. to Rail [m]	3.1	0.7	1.5	2.3	2.2	2.6	2.5	1.7	2.2	5.6	5.9
Avg. Stride Freq. [Hz]	2.1	2.2	2.2	2.1	2.1	2.1	2.1	2.1	2.2	2.2	2.2
Avg. Stride Length [m]	6.5	7.6	7.7	7.6	7.5	7.4	7.3	7.7	7.6	7.4	7.1



- [ ] Ranking at each section and finish
- .-.- No data available at this section
- NA No data available





Horse/Jockey Name	Tip Of The Spear
Final Rank	7
Fastest Section Time (Section)	0:11.86 (2000m)
Top Speed [km/h] (Section)	63.7 (2000m)
Race State	Finished



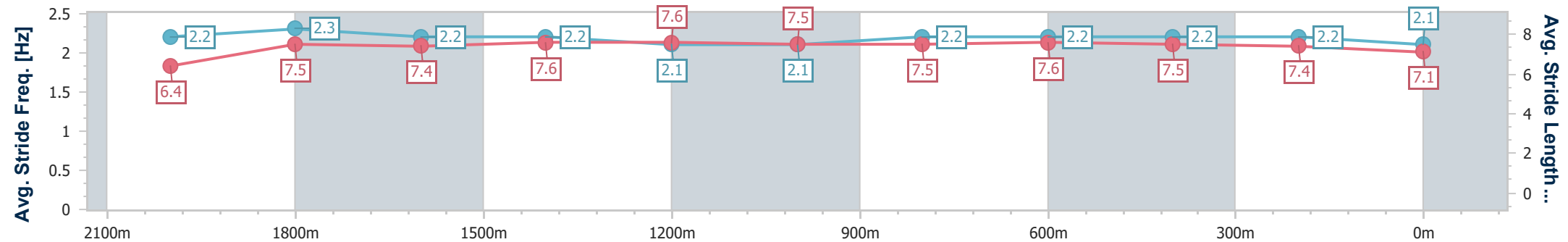
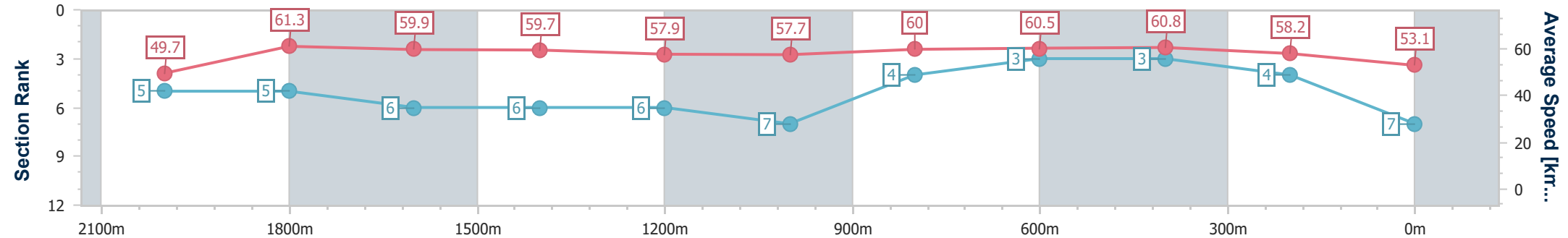
Eagle Farm QLD Professional  
 Race 5: VECCHIO PROPERTY GROUP BENCHMARK 78  
 Handicap - 2200m  
 25 March 2023 - 14:32



BRISBANE  
 RACING CLUB

Track Rating: Good 4, Weather: Fine, Rail Position: +1m Entire

Section	Overall	2000m	1800m	1600m	1400m	1200m	1000m	800m	600m	400m	200m
Section Times	2:17.72 [7] (0:14.52)	2:03.20 [5] (0:11.86)	1:51.34 [5] (0:12.16)	1:39.18 [6] (0:12.15)	1:27.03 [6] (0:12.49)	1:14.54 [6] (0:12.48)	1:02.06 [7] (0:12.17)	0:49.89 [4] (0:11.98)	0:37.91 [3] (0:11.95)	0:25.96 [3] (0:12.38)	0:13.58 [4] (0:13.58)
Average Speed [km/h]	49.7	61.3	59.9	59.7	57.9	57.7	60.0	60.5	60.8	58.2	53.1
Top Speed [km/h]	61.7	63.7	60.4	60.9	59.0	58.2	63.0	62.6	61.5	60.9	56.2
Avg. Dist. to Rail [m]	5.8	1.7	2.4	2.4	3.3	3.2	2.8	2.0	1.7	3.6	3.1
Avg. Stride Freq. [Hz]	2.2	2.3	2.2	2.2	2.1	2.1	2.2	2.2	2.2	2.2	2.1
Avg. Stride Length [m]	6.4	7.5	7.4	7.6	7.6	7.5	7.5	7.6	7.5	7.4	7.1



- [ ] Ranking at each section and finish
- .-.- No data available at this section
- NA No data available



Horse/Jockey Name	Chocolatier
Final Rank	8
Fastest Section Time (Section)	0:11.97 (2000m)
Top Speed [km/h] (Section)	61.4 (Overall)
Race State	Finished



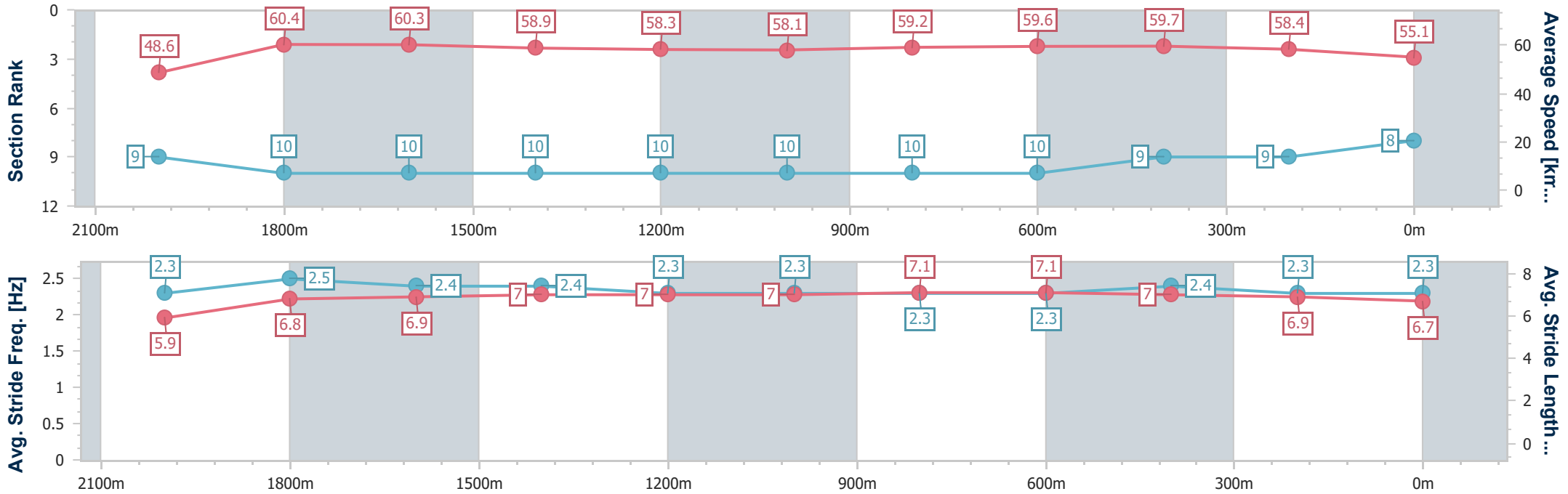
Eagle Farm QLD Professional  
 Race 5: VECCHIO PROPERTY GROUP BENCHMARK 78  
 Handicap - 2200m  
 25 March 2023 - 14:32



BRISBANE  
 RACING CLUB

Track Rating: Good 4, Weather: Fine, Rail Position: +1m Entire

Section	Overall	2000m	1800m	1600m	1400m	1200m	1000m	800m	600m	400m	200m
Section Times	2:18.29 [8] (0:14.90)	2:03.39 [9] (0:11.97)	1:51.42 [10] (0:12.05)	1:39.37 [10] (0:12.36)	1:27.01 [10] (0:12.37)	1:14.64 [10] (0:12.41)	1:02.23 [10] (0:12.37)	0:49.86 [10] (0:12.22)	0:37.64 [10] (0:12.20)	0:25.44 [9] (0:12.31)	0:13.13 [9] (0:13.13)
Average Speed [km/h]	48.6	60.4	60.3	58.9	58.3	58.1	59.2	59.6	59.7	58.4	55.1
Top Speed [km/h]	61.4	61.0	61.3	60.9	60.9	59.1	60.3	60.7	61.3	60.1	57.1
Avg. Dist. to Rail [m]	8.4	1.1	1.4	2.9	2.9	2.6	2.9	2.5	2.4	4.6	4.3
Avg. Stride Freq. [Hz]	2.3	2.5	2.4	2.4	2.3	2.3	2.3	2.3	2.4	2.3	2.3
Avg. Stride Length [m]	5.9	6.8	6.9	7.0	7.0	7.0	7.1	7.1	7.0	6.9	6.7



- [ ] Ranking at each section and finish
- .-.- No data available at this section
- NA No data available



Horse/Jockey Name	Mighty Willie
Final Rank	9
Fastest Section Time (Section)	0:11.99 (2000m)
Top Speed [km/h] (Section)	62.8 (2000m)
Race State	Finished



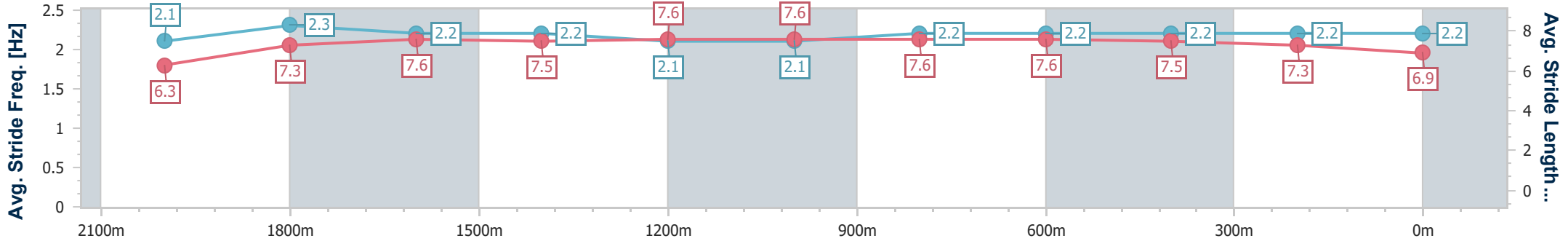
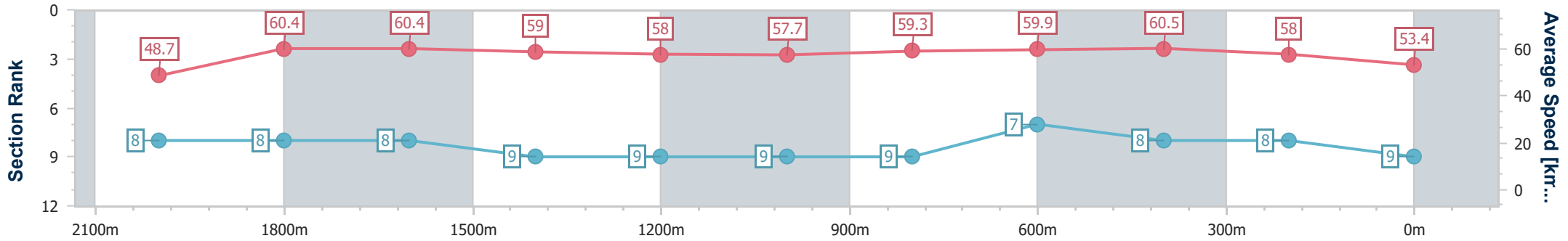
Eagle Farm QLD Professional  
 Race 5: VECCHIO PROPERTY GROUP BENCHMARK 78  
 Handicap - 2200m  
 25 March 2023 - 14:32



BRISBANE  
 RACING CLUB

Track Rating: Good 4, Weather: Fine, Rail Position: +1m Entire

Section	Overall	2000m	1800m	1600m	1400m	1200m	1000m	800m	600m	400m	200m
Section Times	2:18.36 [9] (0:14.81)	2:03.55 [8] (0:11.99)	1:51.56 [8] (0:12.00)	1:39.56 [8] (0:12.28)	1:27.28 [9] (0:12.45)	1:14.83 [9] (0:12.50)	1:02.33 [9] (0:12.29)	0:50.04 [9] (0:12.07)	0:37.97 [7] (0:12.03)	0:25.94 [8] (0:12.40)	0:13.54 [8] (0:13.54)
Average Speed [km/h]	48.7	60.4	60.4	59.0	58.0	57.7	59.3	59.9	60.5	58.0	53.4
Top Speed [km/h]	61.6	62.8	61.4	59.9	59.3	58.7	61.0	61.0	61.2	59.7	55.3
Avg. Dist. to Rail [m]	4.5	1.0	1.2	1.8	2.0	2.3	2.0	1.4	1.9	5.7	5.9
Avg. Stride Freq. [Hz]	2.1	2.3	2.2	2.2	2.1	2.1	2.2	2.2	2.2	2.2	2.2
Avg. Stride Length [m]	6.3	7.3	7.6	7.5	7.6	7.6	7.6	7.6	7.5	7.3	6.9



- [ ] Ranking at each section and finish
- .-.- No data available at this section
- NA No data available



Horse/Jockey Name	Go Millo
Final Rank	10
Fastest Section Time (Section)	0:11.91 (2000m)
Top Speed [km/h] (Section)	62.5 (Overall)
Race State	Finished



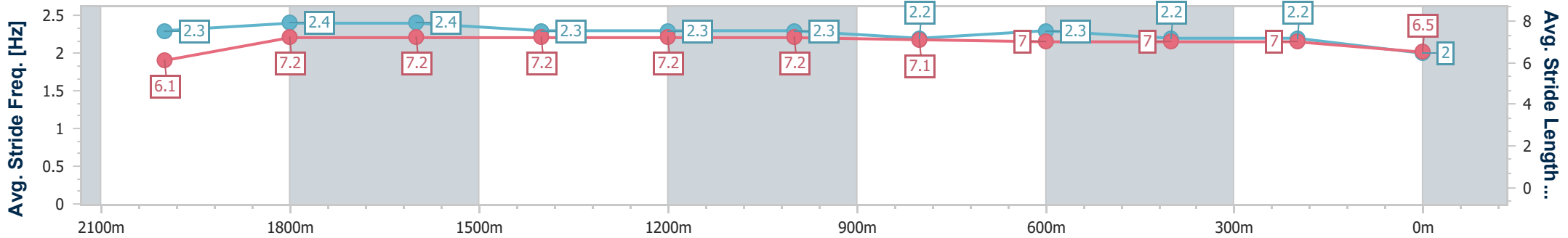
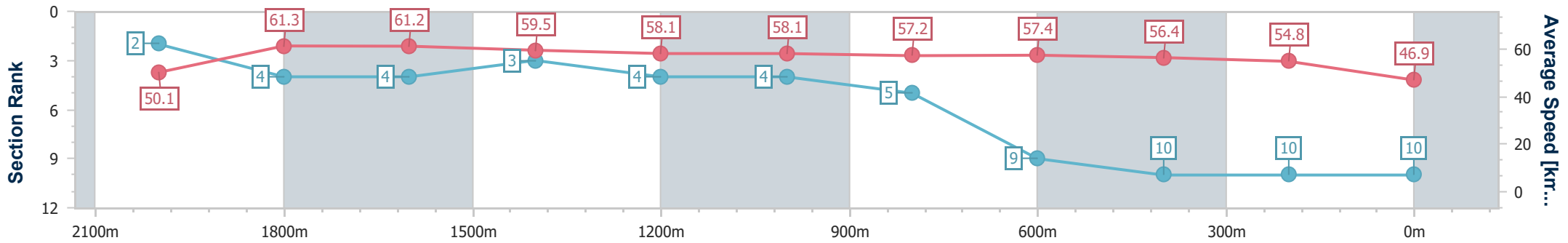
Eagle Farm QLD Professional  
 Race 5: VECCHIO PROPERTY GROUP BENCHMARK 78  
 Handicap - 2200m  
 25 March 2023 - 14:32



BRISBANE  
 RACING CLUB

Track Rating: Good 4, Weather: Fine, Rail Position: +1m Entire

Section	Overall	2000m	1800m	1600m	1400m	1200m	1000m	800m	600m	400m	200m
Section Times	2:21.71 [10] (0:14.43)	2:07.28 [2] (0:11.91)	1:55.37 [4] (0:11.93)	1:43.44 [4] (0:12.20)	1:31.24 [3] (0:12.40)	1:18.84 [4] (0:12.43)	1:06.41 [4] (0:12.63)	0:53.78 [5] (0:12.49)	0:41.29 [9] (0:12.76)	0:28.53 [10] (0:13.12)	0:15.41 [10] (0:15.41)
Average Speed [km/h]	50.1	61.3	61.2	59.5	58.1	58.1	57.2	57.4	56.4	54.8	46.9
Top Speed [km/h]	62.5	62.5	62.2	60.5	58.5	58.5	57.6	58.1	57.0	56.2	52.5
Avg. Dist. to Rail [m]	5.2	2.6	2.8	2.0	2.4	3.1	1.2	1.2	0.3	1.5	2.1
Avg. Stride Freq. [Hz]	2.3	2.4	2.4	2.3	2.3	2.3	2.2	2.3	2.2	2.2	2.0
Avg. Stride Length [m]	6.1	7.2	7.2	7.2	7.2	7.2	7.1	7.0	7.0	7.0	6.5



- [ ] Ranking at each section and finish
- .-.- No data available at this section
- NA No data available