



Eagle Farm QLD Professional

Race 1: LADBROKES PUNTER ASSIST QTIS Two-Year-Old Handicap - 1400m

25 March 2023 - 11:56



BRISBANE
RACING CLUB

Track Rating: Good 4, Weather: Fine, Rail Position: +1m Entire

Section							Overall	1200m	1000m	800m	600m	400m	Last 600m
Field Times							1:26.05 (0:13.69)	1:12.36 (0:11.90)	1:00.46 (0:12.41)	0:48.05 (0:11.96)	0:36.09 (0:11.67)	0:24.42 (0:11.62)	0:36.09
Rank	TAB	Horse/Jockey	Barrier	Top Speed [km/h]	Fastest Section								Distance Travelled [m]
1	3	BOBBY SHIRAZ James Orman	1	64.3	0:11.61	1:26.05 [1] (0:13.78)	1:12.27 [2] (0:11.92)	1:00.35 [2] (0:12.30)	0:48.05 [2] (0:11.96)	0:36.09 [2] (0:11.68)	0:24.41 [2] (0:11.61)	0:36.09	
2	1	FELIX THE SCAT Mark Du Plessis	8	65.7	0:11.54	1:26.10 [2] (0:14.54)	1:11.56 [7] (0:11.66)	0:59.90 [6] (0:12.13)	0:47.77 [5] (0:11.93)	0:35.84 [5] (0:11.75)	0:24.09 [4] (0:11.54)	0:35.84	+4
3	8	MISHANI MYSTIQUE Luke Tarrant	4	63.9	0:11.59	1:26.44 [3] (0:13.90)	1:12.54 [3] (0:11.92)	1:00.62 [3] (0:12.34)	0:48.28 [3] (0:12.00)	0:36.28 [4] (0:11.84)	0:24.44 [5] (0:11.59)	0:36.28	+6
4	5	HIMEJI Anthony Allen	3	65.8	0:11.66	1:26.50 [4] (0:14.28)	1:12.22 [5] (0:11.66)	1:00.56 [4] (0:12.37)	0:48.19 [4] (0:11.93)	0:36.26 [3] (0:11.74)	0:24.52 [3] (0:11.76)	0:36.26	+0
5	2	ADELAD Ben Thompson	7	64.8	0:11.60	1:26.72 [5] (0:14.31)	1:12.41 [6] (0:11.93)	1:00.48 [7] (0:12.42)	0:48.06 [7] (0:11.89)	0:36.17 [7] (0:11.62)	0:24.55 [6] (0:11.60)	0:36.17	+5
6	6	BIG BOY BEN Michael Cahill	5	64.5	0:11.56	1:26.78 [6] (0:13.97)	1:12.81 [4] (0:12.05)	1:00.76 [5] (0:12.42)	0:48.34 [6] (0:11.90)	0:36.44 [6] (0:11.76)	0:24.68 [7] (0:11.56)	0:36.44	+6
7	7	MISHANI AMBITIOUS Tegan Harrison	6	66.4	0:11.63	1:27.71 [7] (0:13.69)	1:14.02 [1] (0:11.90)	1:02.12 [1] (0:12.46)	0:49.66 [1] (0:11.95)	0:37.71 [1] (0:11.63)	0:26.08 [1] (0:11.86)	0:37.71	-3

Scratched: Capital Cee (#4)



Eagle Farm QLD Professional

Race 1: LADBROKES PUNTER ASSIST QTIS Two-Year-Old Handicap - 1400m

25 March 2023 - 11:56



BRISBANE
RACING CLUB

Track Rating: Good 4, Weather: Fine, Rail Position: +1m Entire

Section							200m			Last 600m
Field Times							0:12.80			0:36.09
							(0:12.80)			
Rank	TAB	Horse/Jockey	Barrier	Top Speed [km/h]	Fastest Section	Margin			Distance Travelled [m]	
1	3	BOBBY SHIRAZ	1	64.3	0:11.61	0:12.80 [1]	1:26.05			0:36.09
		James Orman		Overall	400m	(0:12.80)				
2	1	FELIX THE SCAT	8	65.7	0:11.54	0:12.55 [2]	0.26L			0:35.84 +4
		Mark Du Plessis		Overall	400m	(0:12.55)				
3	8	MISHANI MYSTIQUE	4	63.9	0:11.59	0:12.85 [4]	2.29L			0:36.28 +6
		Luke Tarrant		400m	400m	(0:12.85)				
4	5	HIMEJI	3	65.8	0:11.66	0:12.76 [6]	2.63L			0:36.26 +0
		Anthony Allen		Overall	1200m	(0:12.76)				
5	2	ADELAD	7	64.8	0:11.60	0:12.95 [7]	3.91L			0:36.17 +5
		Ben Thompson		Overall	400m	(0:12.95)				
6	6	BIG BOY BEN	5	64.5	0:11.56	0:13.12 [5]	4.26L			0:36.44 +6
		Michael Cahill		400m	400m	(0:13.12)				
7	7	MISHANI AMBITIOUS	6	66.4	0:11.63	0:14.22 [3]	9.75L			0:37.71 -3
		Tegan Harrison		Overall	600m	(0:14.22)				

Scratched: Capital Cee (#4)



Horse/Jockey Name	Bobby Shiraz
Final Rank	1
Fastest Section Time (Section)	0:11.61 (400m)
Top Speed [km/h] (Section)	64.3 (Overall)
Race State	Finished

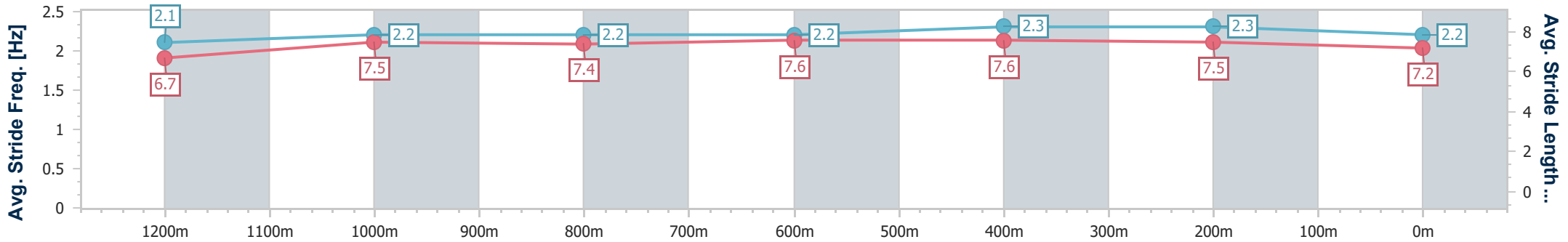
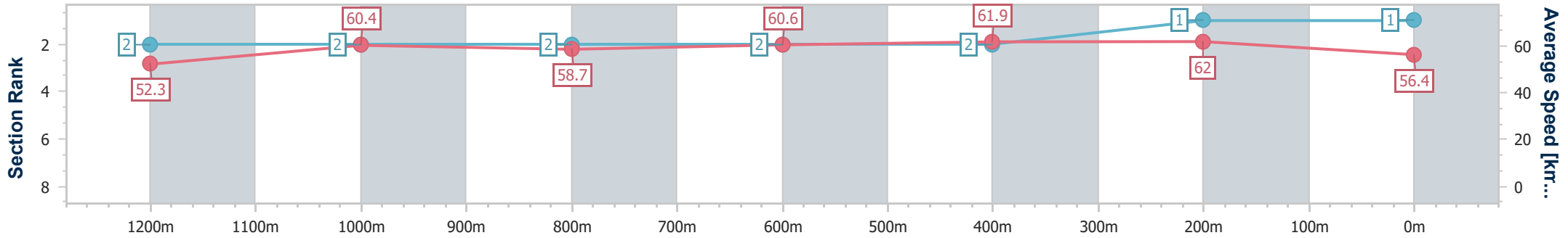


Eagle Farm QLD Professional
 Race 1: LADBROKES PUNTER ASSIST QTIS Two-Year-Old Handicap - 1400m
 25 March 2023 - 11:56
 Track Rating: Good 4, Weather: Fine, Rail Position: +1m Entire



BRISBANE RACING CLUB

Section	Overall	1200m	1000m	800m	600m	400m	200m
Section Times	1:26.05 [1] (0:13.78)	1:12.27 [2] (0:11.92)	1:00.35 [2] (0:12.30)	0:48.05 [2] (0:11.96)	0:36.09 [2] (0:11.68)	0:24.41 [2] (0:11.61)	0:12.80 [1] (0:12.80)
Average Speed [km/h]	52.3	60.4	58.7	60.6	61.9	62.0	56.4
Top Speed [km/h]	64.3	63.3	60.5	61.3	64.0	63.8	58.6
Avg. Dist. to Rail [m]	0.6	0.3	0.7	1.1	1.0	1.6	2.0
Avg. Stride Freq. [Hz]	2.1	2.2	2.2	2.2	2.3	2.3	2.2
Avg. Stride Length [m]	6.7	7.5	7.4	7.6	7.6	7.5	7.2



- [] Ranking at each section and finish
- .-.- No data available at this section
- NA No data available



Horse/Jockey Name	Felix The Scat
Final Rank	2
Fastest Section Time (Section)	0:11.54 (400m)
Top Speed [km/h] (Section)	65.7 (Overall)
Race State	Finished

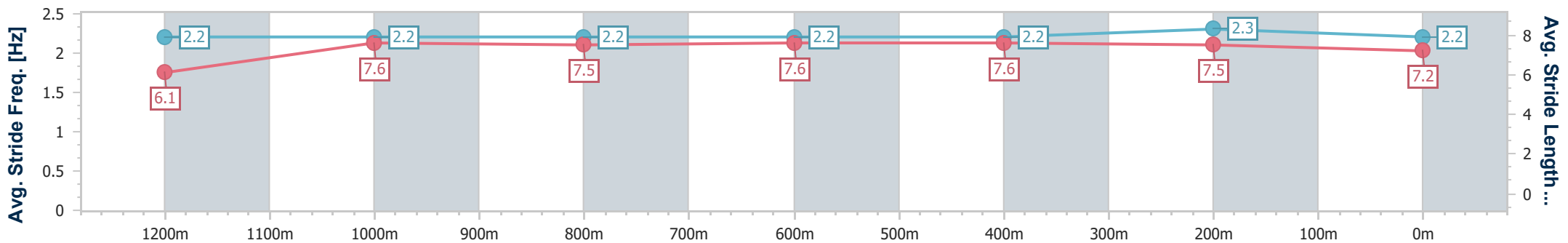
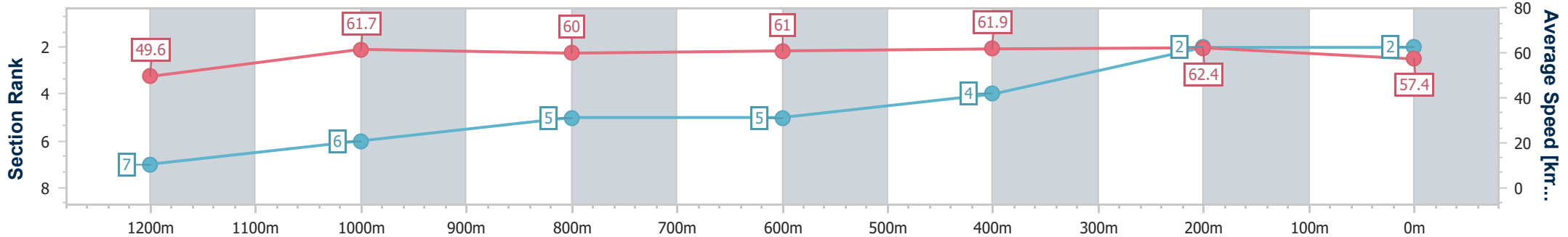


Eagle Farm QLD Professional
 Race 1: LADBROKES PUNTER ASSIST QTIS Two-Year-Old Handicap - 1400m
 25 March 2023 - 11:56
 Track Rating: Good 4, Weather: Fine, Rail Position: +1m Entire



BRISBANE RACING CLUB

Section	Overall	1200m	1000m	800m	600m	400m	200m
Section Times	1:26.10 [2] (0:14.54)	1:11.56 [7] (0:11.66)	0:59.90 [6] (0:12.13)	0:47.77 [5] (0:11.93)	0:35.84 [5] (0:11.75)	0:24.09 [4] (0:11.54)	0:12.55 [2] (0:12.55)
Average Speed [km/h]	49.6	61.7	60.0	61.0	61.9	62.4	57.4
Top Speed [km/h]	65.7	64.2	61.2	62.5	63.6	64.0	60.3
Avg. Dist. to Rail [m]	5.0	1.5	2.0	2.1	2.0	3.7	4.9
Avg. Stride Freq. [Hz]	2.2	2.2	2.2	2.2	2.2	2.3	2.2
Avg. Stride Length [m]	6.1	7.6	7.5	7.6	7.6	7.5	7.2



- [] Ranking at each section and finish
- .-.- No data available at this section
- NA No data available



Horse/Jockey Name	Mishani Mystique
Final Rank	3
Fastest Section Time (Section)	0:11.59 (400m)
Top Speed [km/h] (Section)	63.9 (400m)
Race State	Finished

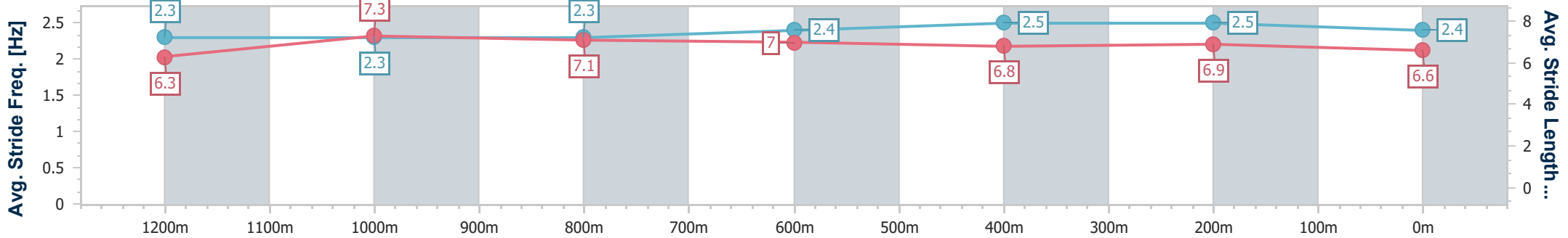
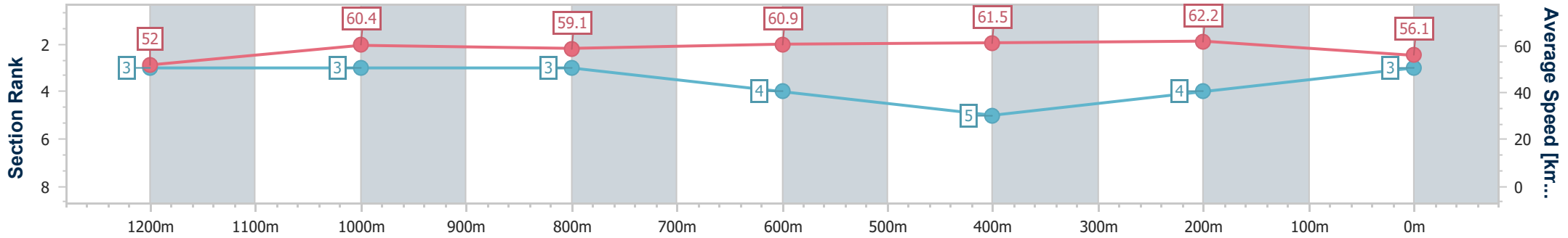


Eagle Farm QLD Professional
 Race 1: LADBROKES PUNTER ASSIST QTIS Two-Year-Old Handicap - 1400m
 25 March 2023 - 11:56
 Track Rating: Good 4, Weather: Fine, Rail Position: +1m Entire



BRISBANE RACING CLUB

Section	Overall	1200m	1000m	800m	600m	400m	200m
Section Times	1:26.44 [3] (0:13.90)	1:12.54 [3] (0:11.92)	1:00.62 [3] (0:12.34)	0:48.28 [3] (0:12.00)	0:36.28 [4] (0:11.84)	0:24.44 [5] (0:11.59)	0:12.85 [4] (0:12.85)
Average Speed [km/h]	52.0	60.4	59.1	60.9	61.5	62.2	56.1
Top Speed [km/h]	63.2	62.1	61.4	62.0	63.5	63.9	60.5
Avg. Dist. to Rail [m]	2.2	2.0	2.5	3.4	2.4	4.3	6.2
Avg. Stride Freq. [Hz]	2.3	2.3	2.3	2.4	2.5	2.5	2.4
Avg. Stride Length [m]	6.3	7.3	7.1	7.0	6.8	6.9	6.6



- [] Ranking at each section and finish
- .-.- No data available at this section
- NA No data available



Horse/Jockey Name	Himeji
Final Rank	4
Fastest Section Time (Section)	0:11.66 (1200m)
Top Speed [km/h] (Section)	65.8 (Overall)
Race State	Finished

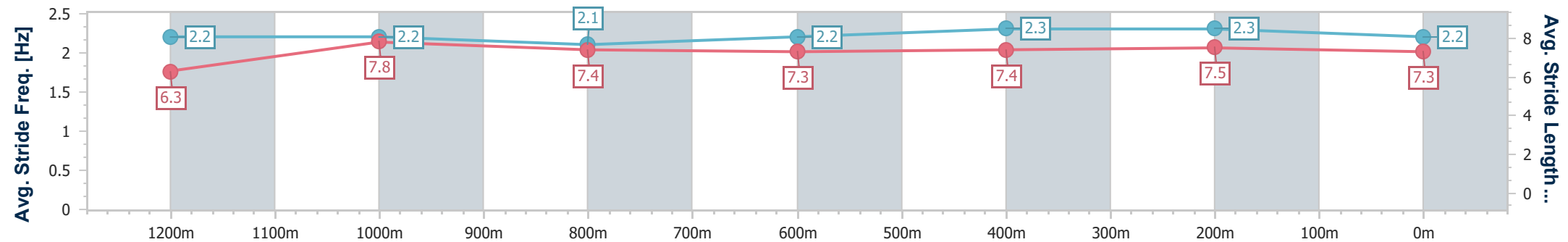
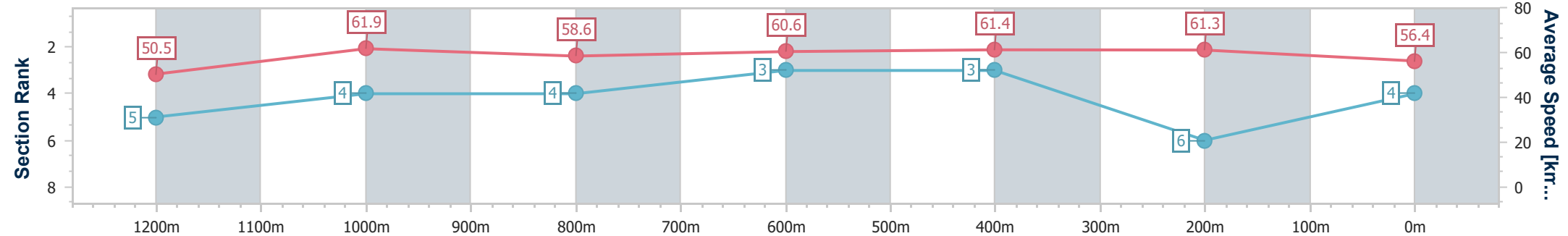


Eagle Farm QLD Professional
 Race 1: LADBROKES PUNTER ASSIST QTIS Two-Year-Old Handicap - 1400m
 25 March 2023 - 11:56
 Track Rating: Good 4, Weather: Fine, Rail Position: +1m Entire



BRISBANE RACING CLUB

Section	Overall	1200m	1000m	800m	600m	400m	200m
Section Times	1:26.50 [4] (0:14.28)	1:12.22 [5] (0:11.66)	1:00.56 [4] (0:12.37)	0:48.19 [4] (0:11.93)	0:36.26 [3] (0:11.74)	0:24.52 [3] (0:11.76)	0:12.76 [6] (0:12.76)
Average Speed [km/h]	50.5	61.9	58.6	60.6	61.4	61.3	56.4
Top Speed [km/h]	65.8	64.9	60.9	61.9	62.3	62.4	59.0
Avg. Dist. to Rail [m]	1.8	1.4	1.6	0.7	0.3	0.9	2.3
Avg. Stride Freq. [Hz]	2.2	2.2	2.1	2.2	2.3	2.3	2.2
Avg. Stride Length [m]	6.3	7.8	7.4	7.3	7.4	7.5	7.3



- [] Ranking at each section and finish
- .-.- No data available at this section
- NA No data available



Horse/Jockey Name	Adelad
Final Rank	5
Fastest Section Time (Section)	0:11.60 (400m)
Top Speed [km/h] (Section)	64.8 (Overall)
Race State	Finished

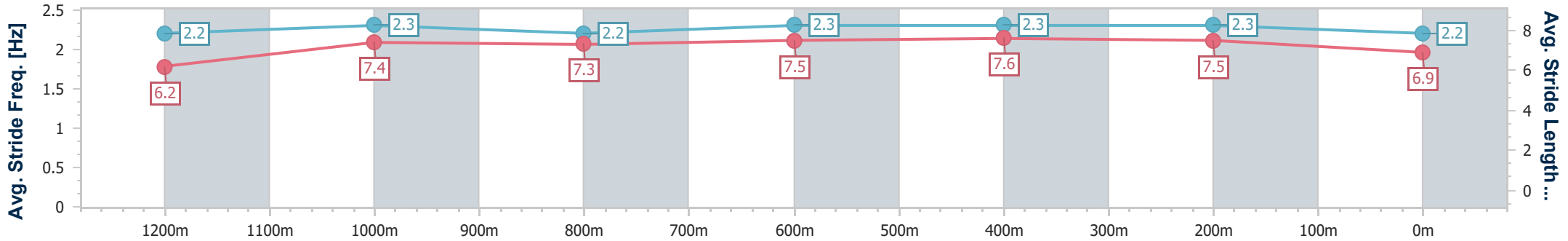
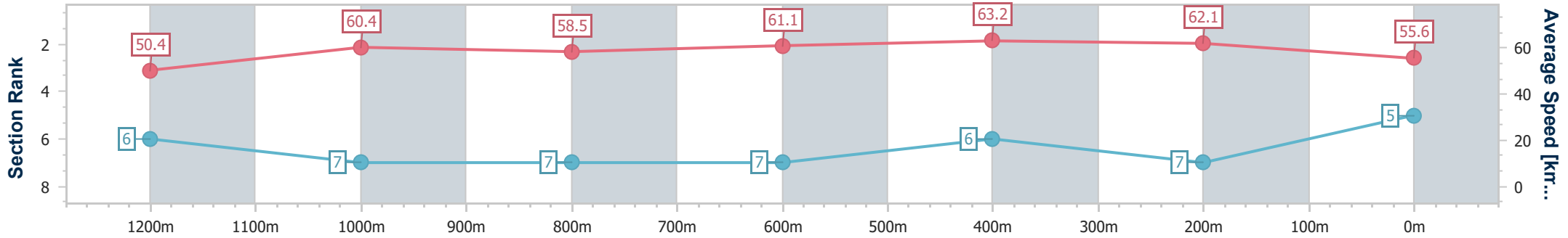


Eagle Farm QLD Professional
 Race 1: LADBROKES PUNTER ASSIST QTIS Two-Year-Old Handicap - 1400m
 25 March 2023 - 11:56
 Track Rating: Good 4, Weather: Fine, Rail Position: +1m Entire



BRISBANE RACING CLUB

Section	Overall	1200m	1000m	800m	600m	400m	200m
Section Times	1:26.72 [5] (0:14.31)	1:12.41 [6] (0:11.93)	1:00.48 [7] (0:12.42)	0:48.06 [7] (0:11.89)	0:36.17 [7] (0:11.62)	0:24.55 [6] (0:11.60)	0:12.95 [7] (0:12.95)
Average Speed [km/h]	50.4	60.4	58.5	61.1	63.2	62.1	55.6
Top Speed [km/h]	64.8	63.1	60.5	62.0	63.9	63.8	58.2
Avg. Dist. to Rail [m]	4.2	2.3	1.9	1.8	3.8	6.3	8.0
Avg. Stride Freq. [Hz]	2.2	2.3	2.2	2.3	2.3	2.3	2.2
Avg. Stride Length [m]	6.2	7.4	7.3	7.5	7.6	7.5	6.9



- [] Ranking at each section and finish
- .-.- No data available at this section
- NA No data available



Horse/Jockey Name	Big Boy Ben
Final Rank	6
Fastest Section Time (Section)	0:11.56 (400m)
Top Speed [km/h] (Section)	64.5 (400m)
Race State	Finished

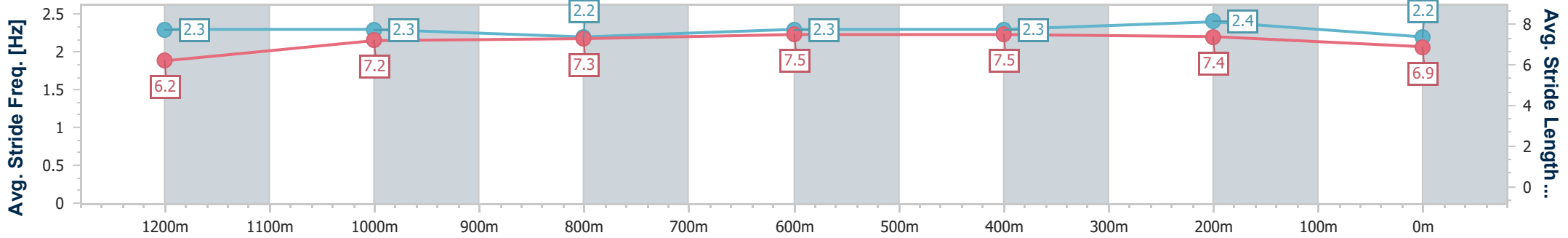
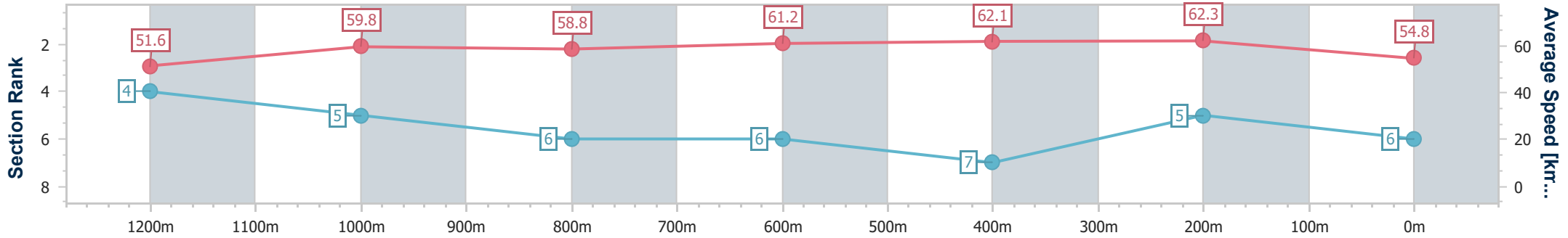


Eagle Farm QLD Professional
 Race 1: LADBROKES PUNTER ASSIST QTIS Two-Year-Old Handicap - 1400m
 25 March 2023 - 11:56
 Track Rating: Good 4, Weather: Fine, Rail Position: +1m Entire



BRISBANE RACING CLUB

Section	Overall	1200m	1000m	800m	600m	400m	200m
Section Times	1:26.78 [6] (0:13.97)	1:12.81 [4] (0:12.05)	1:00.76 [5] (0:12.42)	0:48.34 [6] (0:11.90)	0:36.44 [6] (0:11.76)	0:24.68 [7] (0:11.56)	0:13.12 [5]
Average Speed [km/h]	51.6	59.8	58.8	61.2	62.1	62.3	54.8
Top Speed [km/h]	62.3	62.2	60.9	62.6	63.9	64.5	59.4
Avg. Dist. to Rail [m]	2.8	2.2	2.6	2.6	3.0	6.5	8.5
Avg. Stride Freq. [Hz]	2.3	2.3	2.2	2.3	2.3	2.4	2.2
Avg. Stride Length [m]	6.2	7.2	7.3	7.5	7.5	7.4	6.9



- [] Ranking at each section and finish
- .-.- No data available at this section
- NA No data available



Horse/Jockey Name	Mishani Ambitious
Final Rank	7
Fastest Section Time (Section)	0:11.63 (600m)
Top Speed [km/h] (Section)	66.4 (Overall)
Race State	Finished

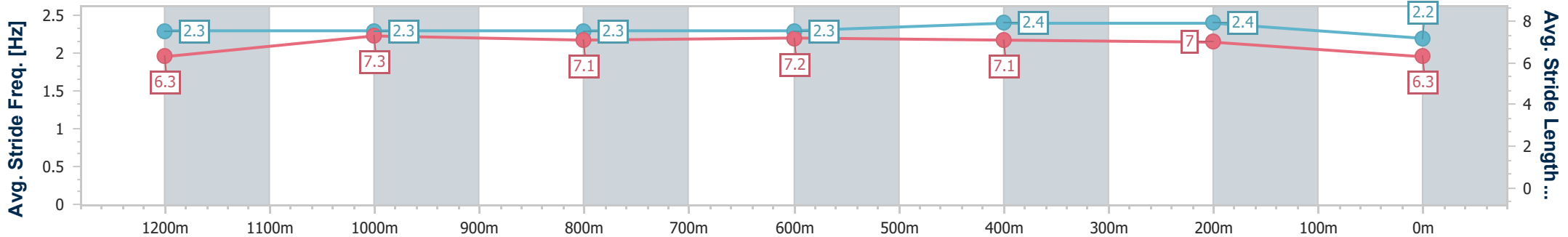
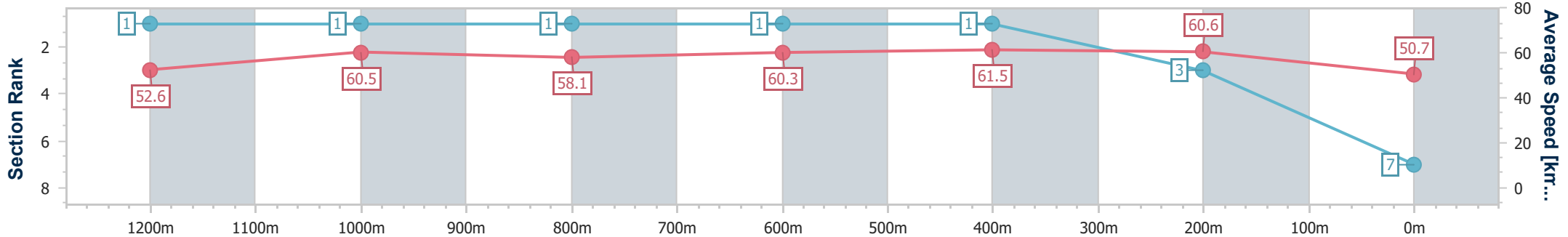


Eagle Farm QLD Professional
 Race 1: LADBROKES PUNTER ASSIST QTIS Two-Year-Old Handicap - 1400m
 25 March 2023 - 11:56
 Track Rating: Good 4, Weather: Fine, Rail Position: +1m Entire



BRISBANE RACING CLUB

Section	Overall	1200m	1000m	800m	600m	400m	200m
Section Times	1:27.71 [7] (0:13.69)	1:14.02 [1] (0:11.90)	1:02.12 [1] (0:12.46)	0:49.66 [1] (0:11.95)	0:37.71 [1] (0:11.63)	0:26.08 [1] (0:11.86)	0:14.22 [3] (0:14.22)
Average Speed [km/h]	52.6	60.5	58.1	60.3	61.5	60.6	50.7
Top Speed [km/h]	66.4	65.7	61.3	63.1	63.7	62.6	57.4
Avg. Dist. to Rail [m]	4.5	1.7	1.0	0.6	1.4	1.2	0.6
Avg. Stride Freq. [Hz]	2.3	2.3	2.3	2.3	2.4	2.4	2.2
Avg. Stride Length [m]	6.3	7.3	7.1	7.2	7.1	7.0	6.3



- [] Ranking at each section and finish
- .-.- No data available at this section
- NA No data available