



# Aquis Park Gold Coast Poly QLD Professional

## Race 7: TOTAL TOOLS BURLEIGH WATERS BENCHMARK 60 Handicap - 1540m

25 March 2023 - 17:00



Track Rating: Synthetic, Weather: Overcast, Rail Position: True

Section		Overall	1400m	1200m	1000m	800m	600m	400m	Last 600m				
Field Times		1:35.57 (0:10.36)	1:25.21 (0:11.99)	1:13.22 (0:11.74)	1:01.48 (0:11.87)	0:49.61 (0:11.97)	0:37.64 (0:12.08)	0:25.56 (0:12.65)	0:37.64				
Rank	TAB Horse/Jockey	Barrier	Top Speed [km/h]	Fastest Section	Distance Travelled [m]								
1	2 <b>WAYLAID</b> Dan McGillivray	7	63.3 1400m	0:10.86 Overall	1:35.57 [1] (0:10.86)	1:24.71 [7] (0:11.84)	1:12.87 [5] (0:11.74)	1:01.13 [5] (0:11.86)	0:49.27 [6] (0:11.86)	0:37.41 [5] (0:12.09)	0:25.32 [4] (0:12.41)	0:37.41	
2	1 <b>CRITICAL THINKER</b> Bailey Wheeler	9	63.1 1200m	0:10.40 Overall	1:35.77 [2] (0:10.40)	1:25.37 [2] (0:12.09)	1:13.28 [2] (0:11.60)	1:01.68 [1] (0:11.87)	0:49.81 [1] (0:11.98)	0:37.83 [2] (0:12.21)	0:25.62 [2] (0:12.59)	0:37.83	+2
3	7 <b>BOARDIE</b> Cody Collis	8	62.4 1200m	0:10.36 Overall	1:35.94 [3] (0:10.36)	1:25.58 [1] (0:11.99)	1:13.59 [1] (0:11.79)	1:01.80 [2] (0:11.87)	0:49.93 [2] (0:11.94)	0:37.99 [3] (0:12.27)	0:25.72 [3] (0:12.57)	0:37.99	-9
4	10 <b>MISS PIERPOINT</b> Noriyuki Masuda	2	62.8 1200m	0:10.85 Overall	1:36.10 [4] (0:10.85)	1:25.25 [6] (0:11.99)	1:13.26 [7] (0:11.82)	1:01.44 [8] (0:11.80)	0:49.64 [7] (0:11.86)	0:37.78 [7] (0:12.28)	0:25.50 [7] (0:12.62)	0:37.78	-7
5	8 <b>FLYING EUROS</b> Stacey Callow	6	62.6 1400m	0:11.03 Overall	1:36.41 [5] (0:11.03)	1:25.38 [8] (0:11.85)	1:13.53 [8] (0:11.73)	1:01.80 [7] (0:11.85)	0:49.95 [8] (0:11.90)	0:38.05 [8] (0:12.29)	0:25.76 [8] (0:12.68)	0:38.05	+6
5	3 <b>KING'S CONTRACT</b> Noel Callow	3	62.2 1200m	0:10.63 Overall	1:36.41 [5] (0:10.63)	1:25.78 [4] (0:12.04)	1:13.74 [4] (0:11.77)	1:01.97 [4] (0:11.75)	0:50.22 [4] (0:11.93)	0:38.29 [4] (0:12.18)	0:26.11 [5] (0:12.72)	0:38.29	-2
7	5 <b>PEREGRINATION</b> Micheal Hellyer	5	63.0 1400m	0:10.74 Overall	1:36.61 [7] (0:10.74)	1:25.87 [5] (0:11.84)	1:14.03 [3] (0:11.64)	1:02.39 [3] (0:11.85)	0:50.54 [3] (0:11.86)	0:38.68 [1] (0:12.08)	0:26.60 [1] (0:12.86)	0:38.68	+1
8	6 <b>HOKE'S RUN</b> Jackson Murphy	1	62.9 1200m	0:10.48 Overall	1:37.59 [8] (0:10.48)	1:27.11 [3] (0:12.24)	1:14.87 [6] (0:11.72)	1:03.15 [6] (0:11.83)	0:51.32 [5] (0:11.93)	0:39.39 [6] (0:12.12)	0:27.27 [6] (0:12.98)	0:39.39	-9

Scratched: Hot Bananas (#4), Enterprise Electra (#9)

[ ] Ranking at each section and finish  
 -:-:- No data available at this section  
 NA No data available

SCN Saddle cloth number  
 DNF Did not finish  
 DNT Did not track



# Aquis Park Gold Coast Poly QLD Professional

## Race 7: TOTAL TOOLS BURLEIGH WATERS BENCHMARK 60 Handicap - 1540m

25 March 2023 - 17:00



Track Rating: Synthetic, Weather: Overcast, Rail Position: True

Section				200m				Last 600m	
Field Times				0:12.91 (0:12.91)				0:37.64	
Rank	TAB	Horse/Jockey	Barrier	Top Speed [km/h]	Fastest Section	Margin			Distance Travelled [m]
1	2	<b>WAYLAID</b> Dan McGillivray	7	63.3 1400m	0:10.86 Overall	0:12.91 [1] (0:12.91)	1:35.57		0:37.41
2	1	<b>CRITICAL THINKER</b> Bailey Wheeler	9	63.1 1200m	0:10.40 Overall	0:13.03 [2] (0:13.03)	1L		0:37.83 +2
3	7	<b>BOARDIE</b> Cody Collis	8	62.4 1200m	0:10.36 Overall	0:13.15 [3] (0:13.15)	2L		0:37.99 -9
4	10	<b>MISS PIERPOINT</b> Noriyuki Masuda	2	62.8 1200m	0:10.85 Overall	0:12.88 [6] (0:12.88)	2.8L		0:37.78 -7
5	8	<b>FLYING EUROS</b> Stacey Callow	6	62.6 1400m	0:11.03 Overall	0:13.08 [8] (0:13.08)	4.6L		0:38.05 +6
5	3	<b>KING'S CONTRACT</b> Noel Callow	3	62.2 1200m	0:10.63 Overall	0:13.39 [5] (0:13.39)	4.6L		0:38.29 -2
7	5	<b>PEREGRINATION</b> Micheal Hellyer	5	63.0 1400m	0:10.74 Overall	0:13.74 [4] (0:13.74)	5.6L		0:38.68 +1
8	6	<b>HOKE'S RUN</b> Jackson Murphy	1	62.9 1200m	0:10.48 Overall	0:14.29 [7] (0:14.29)	11.4L		0:39.39 -9

Scratched: Hot Bananas (#4), Enterprise Electra (#9)

[ ] Ranking at each section and finish  
 -:-:- No data available at this section  
 NA No data available

SCN Saddle cloth number  
 DNF Did not finish  
 DNT Did not track



Horse/Jockey Name	Waylaid
Final Rank	1
Fastest Section Time (Section)	0:10.86 (Overall)
Top Speed [km/h] (Section)	63.3 (1400m)
Race State	Finished



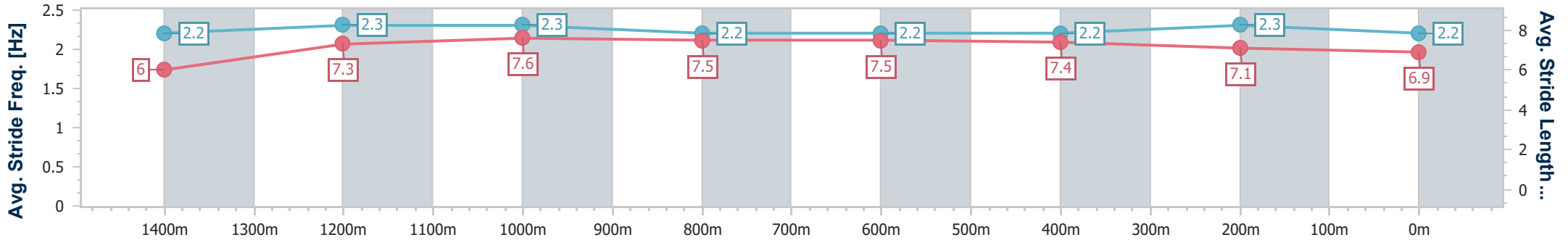
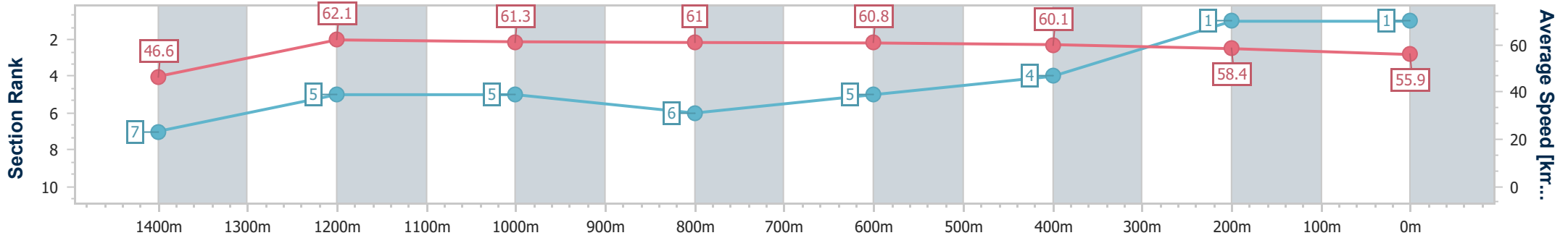
Aquis Park Gold Coast Poly QLD Professional  
 Race 7: TOTAL TOOLS BURLEIGH WATERS BENCHMARK 60  
 Handicap - 1540m



25 March 2023 - 17:00

Track Rating: Synthetic, Weather: Overcast, Rail Position: True

Section	Overall	1400m	1200m	1000m	800m	600m	400m	200m
Section Times	1:35.57 [1] (0:10.86)	1:24.71 [7] (0:11.84)	1:12.87 [5] (0:11.74)	1:01.13 [5] (0:11.86)	0:49.27 [6] (0:11.86)	0:37.41 [5] (0:12.09)	0:25.32 [4] (0:12.41)	0:12.91 [1] (0:12.91)
Average Speed [km/h]	46.6	62.1	61.3	61.0	60.8	60.1	58.4	55.9
Top Speed [km/h]	61.7	63.3	62.3	62.1	61.6	61.5	59.5	57.9
Avg. Dist. to Rail [m]	8.0	2.9	3.0	1.6	0.7	1.4	5.1	6.5
Avg. Stride Freq. [Hz]	2.2	2.3	2.3	2.2	2.2	2.2	2.3	2.2
Avg. Stride Length [m]	6.0	7.3	7.6	7.5	7.5	7.4	7.1	6.9



- [ ] Ranking at each section and finish
- .-.- No data available at this section
- NA No data available



Horse/Jockey Name	Critical Thinker
Final Rank	2
Fastest Section Time (Section)	0:10.40 (Overall)
Top Speed [km/h] (Section)	63.1 (1200m)
Race State	Finished



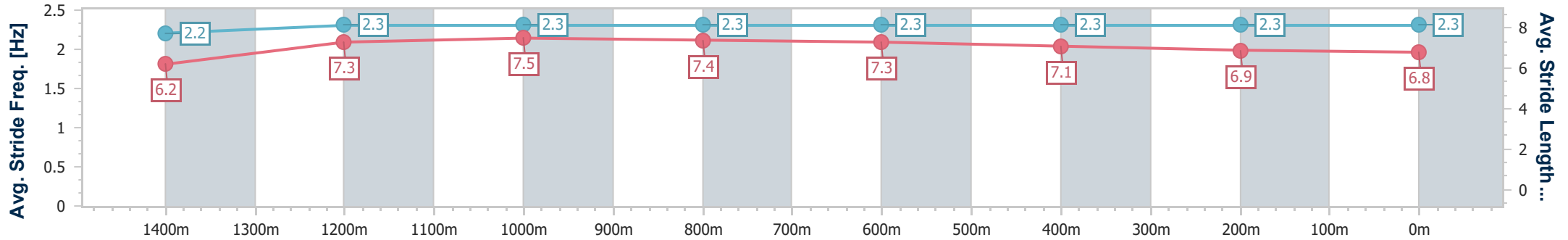
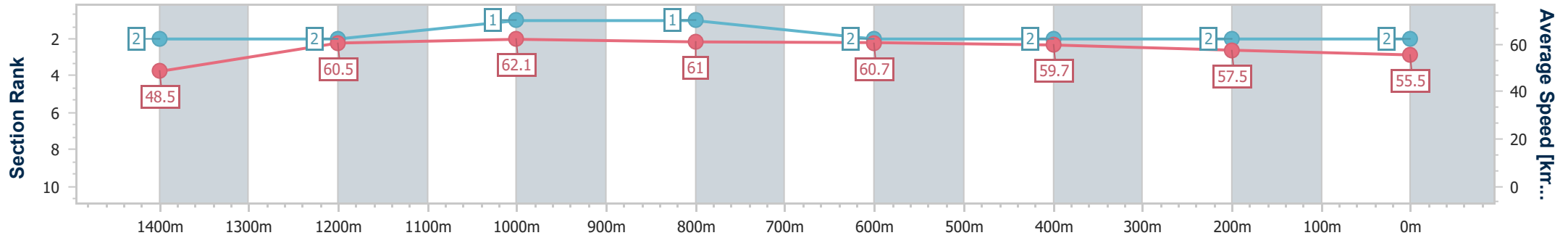
Aquis Park Gold Coast Poly QLD Professional  
Race 7: TOTAL TOOLS BURLEIGH WATERS BENCHMARK 60  
Handicap - 1540m



25 March 2023 - 17:00

Track Rating: Synthetic, Weather: Overcast, Rail Position: True

Section	Overall	1400m	1200m	1000m	800m	600m	400m	200m
Section Times	1:35.77 [2] (0:10.40)	1:25.37 [2] (0:12.09)	1:13.28 [2] (0:11.60)	1:01.68 [1] (0:11.87)	0:49.81 [1] (0:11.98)	0:37.83 [2] (0:12.21)	0:25.62 [2] (0:12.59)	0:13.03 [2] (0:13.03)
Average Speed [km/h]	48.5	60.5	62.1	61.0	60.7	59.7	57.5	55.5
Top Speed [km/h]	62.3	62.2	63.1	62.1	61.7	62.4	58.4	57.3
Avg. Dist. to Rail [m]	8.2	1.8	2.7	2.1	1.7	2.5	2.7	5.5
Avg. Stride Freq. [Hz]	2.2	2.3	2.3	2.3	2.3	2.3	2.3	2.3
Avg. Stride Length [m]	6.2	7.3	7.5	7.4	7.3	7.1	6.9	6.8



- [ ] Ranking at each section and finish
- .-.- No data available at this section
- NA No data available



Horse/Jockey Name	Boardie
Final Rank	3
Fastest Section Time (Section)	0:10.36 (Overall)
Top Speed [km/h] (Section)	62.4 (1200m)
Race State	Finished



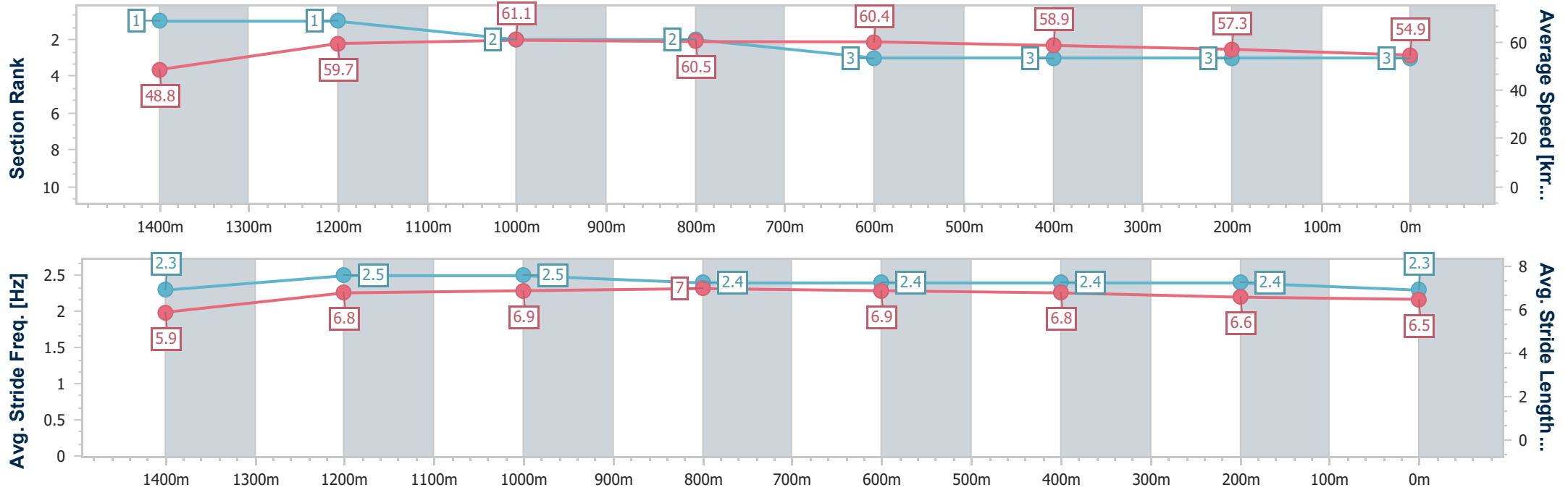
Aquis Park Gold Coast Poly QLD Professional  
Race 7: TOTAL TOOLS BURLEIGH WATERS BENCHMARK 60  
Handicap - 1540m



25 March 2023 - 17:00

Track Rating: Synthetic, Weather: Overcast, Rail Position: True

Section	Overall	1400m	1200m	1000m	800m	600m	400m	200m
Section Times	1:35.94 [3] (0:10.36)	1:25.58 [1] (0:11.99)	1:13.59 [1] (0:11.79)	1:01.80 [2] (0:11.87)	0:49.93 [2] (0:11.94)	0:37.99 [3] (0:12.27)	0:25.72 [3] (0:12.57)	0:13.15 [3] (0:13.15)
Average Speed [km/h]	48.8	59.7	61.1	60.5	60.4	58.9	57.3	54.9
Top Speed [km/h]	61.3	61.0	62.4	62.1	61.7	62.2	58.0	57.5
Avg. Dist. to Rail [m]	7.0	0.8	0.7	0.4	0.4	0.8	0.4	1.2
Avg. Stride Freq. [Hz]	2.3	2.5	2.5	2.4	2.4	2.4	2.4	2.3
Avg. Stride Length [m]	5.9	6.8	6.9	7.0	6.9	6.8	6.6	6.5



- [ ] Ranking at each section and finish
- .-.- No data available at this section
- NA No data available



Horse/Jockey Name	Miss Pierpoint
Final Rank	4
Fastest Section Time (Section)	0:10.85 (Overall)
Top Speed [km/h] (Section)	62.8 (1200m)
Race State	Finished



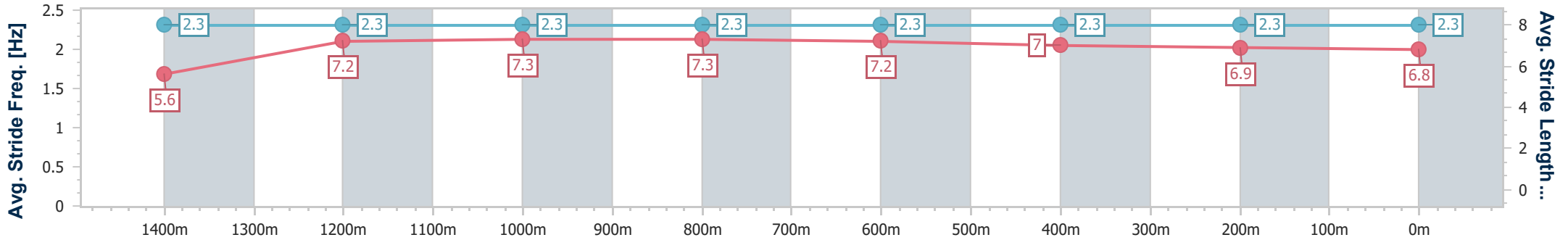
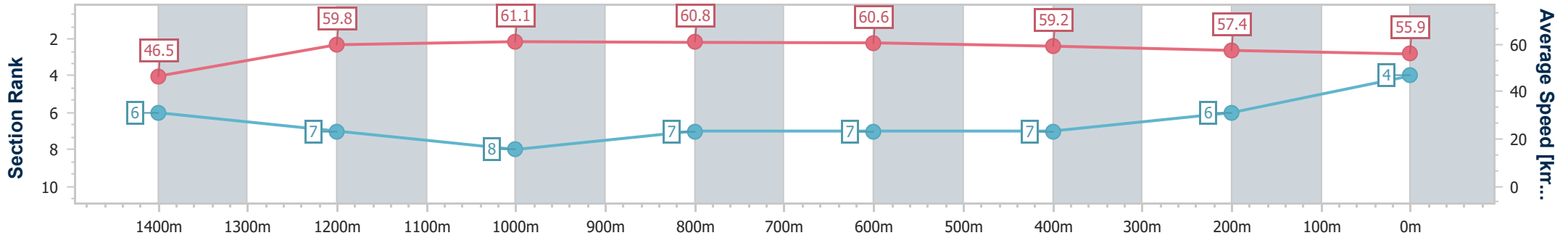
Aquis Park Gold Coast Poly QLD Professional  
 Race 7: TOTAL TOOLS BURLEIGH WATERS BENCHMARK 60  
 Handicap - 1540m



25 March 2023 - 17:00

Track Rating: Synthetic, Weather: Overcast, Rail Position: True

Section	Overall	1400m	1200m	1000m	800m	600m	400m	200m
Section Times	1:36.10 [4] (0:10.85)	1:25.25 [6] (0:11.99)	1:13.26 [7] (0:11.82)	1:01.44 [8] (0:11.80)	0:49.64 [7] (0:11.86)	0:37.78 [7] (0:12.28)	0:25.50 [7] (0:12.62)	0:12.88 [6] (0:12.88)
Average Speed [km/h]	46.5	59.8	61.1	60.8	60.6	59.2	57.4	55.9
Top Speed [km/h]	60.5	61.1	62.8	62.1	62.1	61.7	58.3	58.0
Avg. Dist. to Rail [m]	4.3	0.6	0.6	0.9	0.6	1.4	5.6	9.0
Avg. Stride Freq. [Hz]	2.3	2.3	2.3	2.3	2.3	2.3	2.3	2.3
Avg. Stride Length [m]	5.6	7.2	7.3	7.3	7.2	7.0	6.9	6.8



- [ ] Ranking at each section and finish
- .-.- No data available at this section
- NA No data available



Horse/Jockey Name	King's Contract
Final Rank	5
Fastest Section Time (Section)	0:10.63 (Overall)
Top Speed [km/h] (Section)	62.2 (1200m)
Race State	Finished



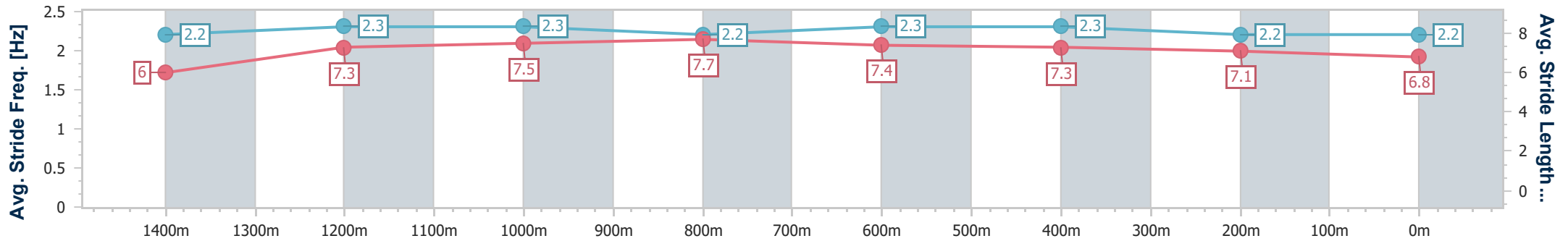
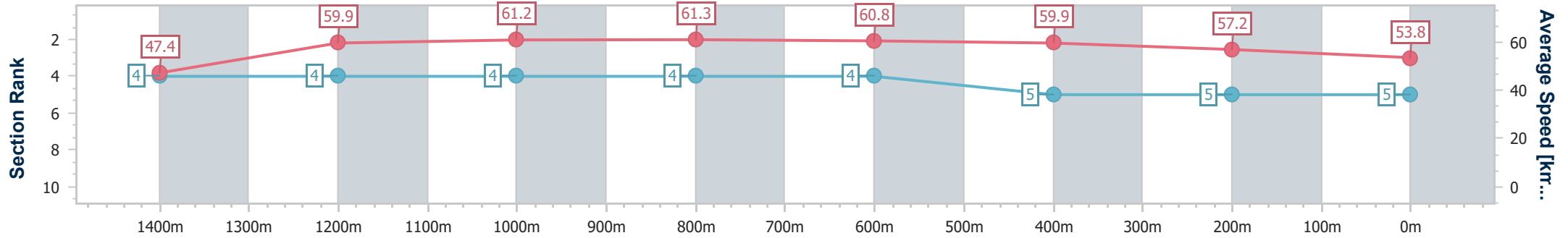
Aquis Park Gold Coast Poly QLD Professional  
 Race 7: TOTAL TOOLS BURLEIGH WATERS BENCHMARK 60  
 Handicap - 1540m



25 March 2023 - 17:00

Track Rating: Synthetic, Weather: Overcast, Rail Position: True

Section	Overall	1400m	1200m	1000m	800m	600m	400m	200m
Section Times	1:36.41 [5] (0:10.63)	1:25.78 [4] (0:12.04)	1:13.74 [4] (0:11.77)	1:01.97 [4] (0:11.75)	0:50.22 [4] (0:11.93)	0:38.29 [4] (0:12.18)	0:26.11 [5] (0:12.72)	0:13.39 [5] (0:13.39)
Average Speed [km/h]	47.4	59.9	61.2	61.3	60.8	59.9	57.2	53.8
Top Speed [km/h]	59.8	60.9	62.2	61.7	61.6	61.8	58.6	55.8
Avg. Dist. to Rail [m]	4.0	0.2	0.5	0.3	1.3	2.6	4.9	7.4
Avg. Stride Freq. [Hz]	2.2	2.3	2.3	2.2	2.3	2.3	2.2	2.2
Avg. Stride Length [m]	6.0	7.3	7.5	7.7	7.4	7.3	7.1	6.8



- [ ] Ranking at each section and finish
- .-.- No data available at this section
- NA No data available



Horse/Jockey Name	Flying Euros
Final Rank	5
Fastest Section Time (Section)	0:11.03 (Overall)
Top Speed [km/h] (Section)	62.6 (1400m)
Race State	Finished



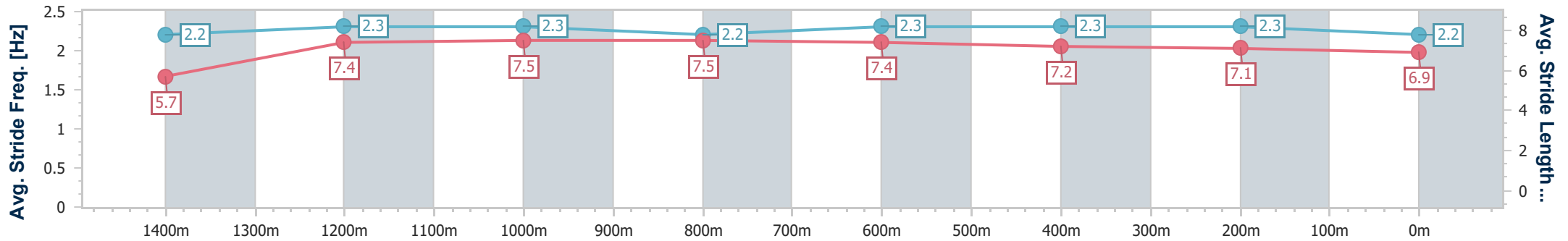
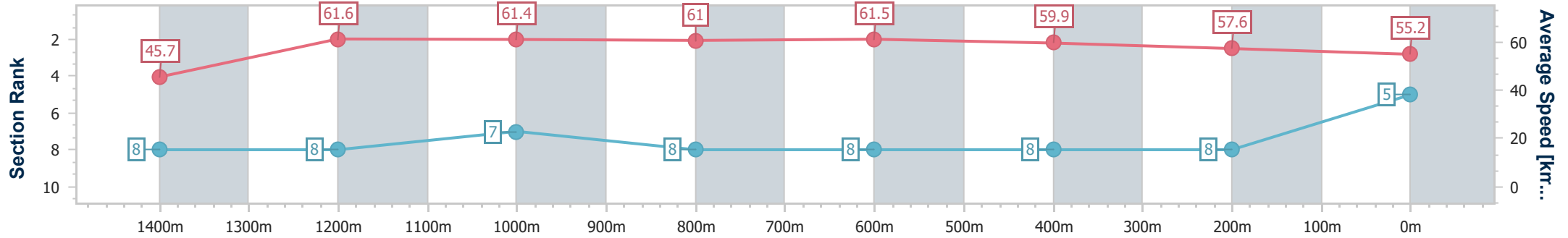
**Aquis Park Gold Coast Poly QLD Professional**  
**Race 7: TOTAL TOOLS BURLEIGH WATERS BENCHMARK 60**  
**Handicap - 1540m**



25 March 2023 - 17:00

Track Rating: Synthetic, Weather: Overcast, Rail Position: True

Section	Overall	1400m	1200m	1000m	800m	600m	400m	200m
Section Times	1:36.41 [5] (0:11.03)	1:25.38 [8] (0:11.85)	1:13.53 [8] (0:11.73)	1:01.80 [7] (0:11.85)	0:49.95 [8] (0:11.90)	0:38.05 [8] (0:12.29)	0:25.76 [8] (0:12.68)	0:13.08 [8] (0:13.08)
Average Speed [km/h]	45.7	61.6	61.4	61.0	61.5	59.9	57.6	55.2
Top Speed [km/h]	62.5	62.6	62.3	61.7	62.1	61.9	58.2	57.2
Avg. Dist. to Rail [m]	6.5	1.5	2.1	1.8	3.1	4.7	7.5	10.4
Avg. Stride Freq. [Hz]	2.2	2.3	2.3	2.2	2.3	2.3	2.3	2.2
Avg. Stride Length [m]	5.7	7.4	7.5	7.5	7.4	7.2	7.1	6.9



- [ ] Ranking at each section and finish
- .-.- No data available at this section
- NA No data available





Horse/Jockey Name	Peregrination
Final Rank	7
Fastest Section Time (Section)	0:10.74 (Overall)
Top Speed [km/h] (Section)	63.0 (1400m)
Race State	Finished



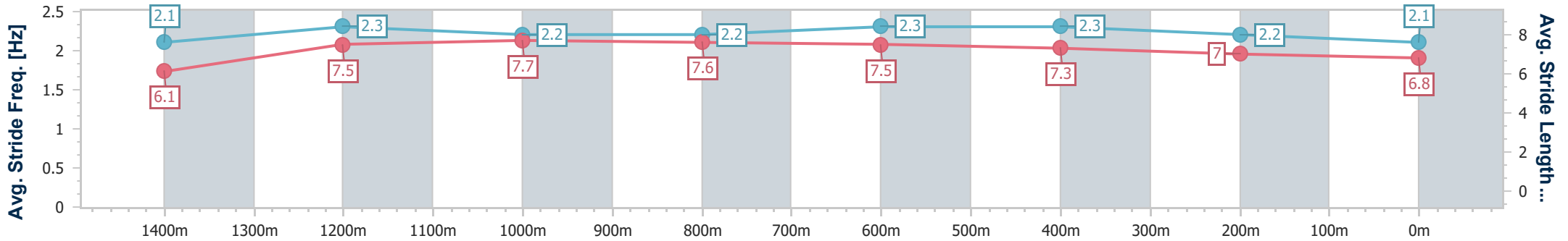
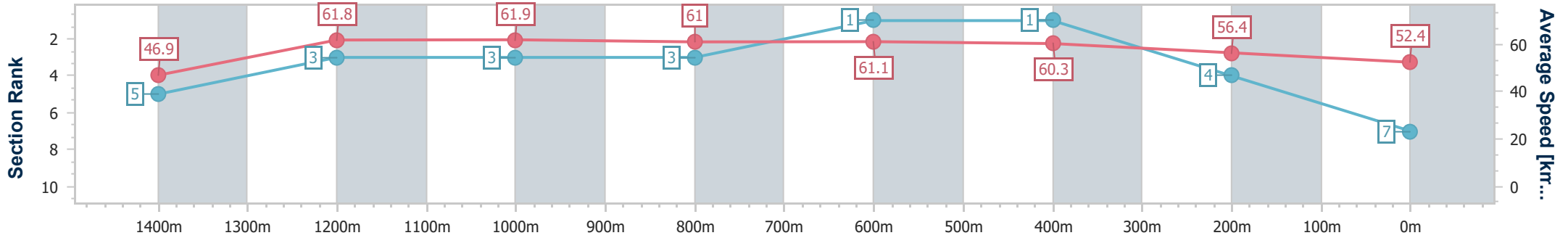
Aquis Park Gold Coast Poly QLD Professional  
Race 7: TOTAL TOOLS BURLEIGH WATERS BENCHMARK 60  
Handicap - 1540m



25 March 2023 - 17:00

Track Rating: Synthetic, Weather: Overcast, Rail Position: True

Section	Overall	1400m	1200m	1000m	800m	600m	400m	200m
Section Times	1:36.61 [7] (0:10.74)	1:25.87 [5] (0:11.84)	1:14.03 [3] (0:11.64)	1:02.39 [3] (0:11.85)	0:50.54 [3] (0:11.86)	0:38.68 [1] (0:12.08)	0:26.60 [1] (0:12.86)	0:13.74 [4] (0:13.74)
Average Speed [km/h]	46.9	61.8	61.9	61.0	61.1	60.3	56.4	52.4
Top Speed [km/h]	59.8	63.0	62.7	61.5	62.0	62.5	58.0	55.4
Avg. Dist. to Rail [m]	6.3	2.2	2.4	1.6	1.4	2.5	4.0	6.0
Avg. Stride Freq. [Hz]	2.1	2.3	2.2	2.2	2.3	2.3	2.2	2.1
Avg. Stride Length [m]	6.1	7.5	7.7	7.6	7.5	7.3	7.0	6.8



- [ ] Ranking at each section and finish
- .-.- No data available at this section
- NA No data available



Horse/Jockey Name	Hoke's Run
Final Rank	8
Fastest Section Time (Section)	0:10.48 (Overall)
Top Speed [km/h] (Section)	62.9 (1200m)
Race State	Finished



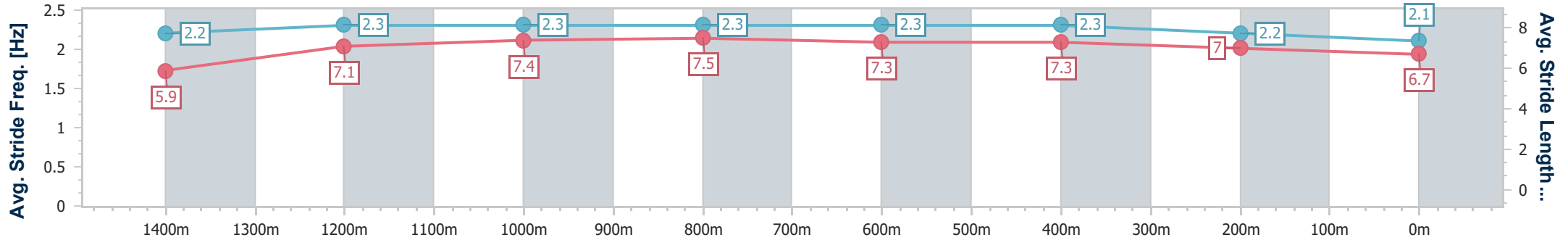
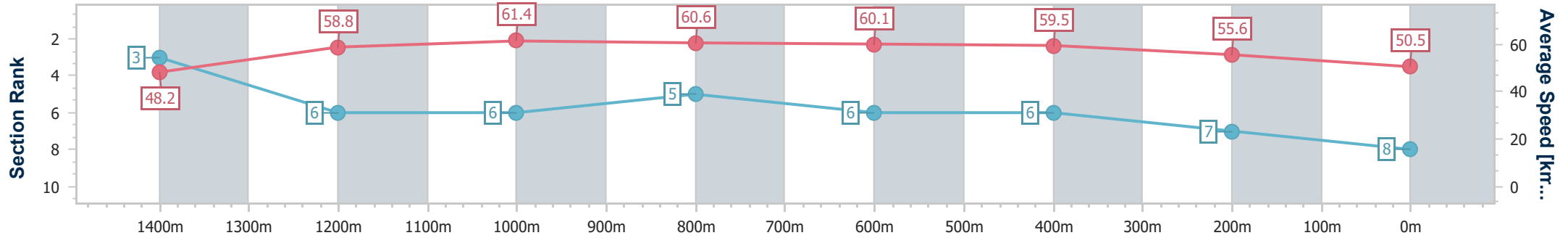
Aquis Park Gold Coast Poly QLD Professional  
Race 7: TOTAL TOOLS BURLEIGH WATERS BENCHMARK 60  
Handicap - 1540m



25 March 2023 - 17:00

Track Rating: Synthetic, Weather: Overcast, Rail Position: True

Section	Overall	1400m	1200m	1000m	800m	600m	400m	200m
Section Times	1:37.59 [8] (0:10.48)	1:27.11 [3] (0:12.24)	1:14.87 [6] (0:11.72)	1:03.15 [6] (0:11.83)	0:51.32 [5] (0:11.93)	0:39.39 [6] (0:12.12)	0:27.27 [6] (0:12.98)	0:14.29 [7] (0:14.29)
Average Speed [km/h]	48.2	58.8	61.4	60.6	60.1	59.5	55.6	50.5
Top Speed [km/h]	60.5	60.2	62.9	62.0	61.6	62.1	56.8	54.4
Avg. Dist. to Rail [m]	3.0	0.3	0.5	1.0	0.6	0.4	1.7	2.6
Avg. Stride Freq. [Hz]	2.2	2.3	2.3	2.3	2.3	2.3	2.2	2.1
Avg. Stride Length [m]	5.9	7.1	7.4	7.5	7.3	7.3	7.0	6.7



- [ ] Ranking at each section and finish
- .-.- No data available at this section
- NA No data available