



**Sunshine Coast QLD Professional**  
**Race 8: OAKS SUNSHINE COAST OASIS RESORT RATINGS BAND 0 - 58**  
**Handicap - 1800m**  
**24 March 2023 - 21:00**



Track Rating: Good 4, Weather: Fine, Rail Position: +7m

Section		Overall	1600m	1400m	1200m	1000m	800m	600m	Last 600m					
Field Times		1:50.77 (0:13.76)	1:37.01 (0:11.34)	1:25.67 (0:12.04)	1:13.63 (0:12.57)	1:01.06 (0:12.63)	0:48.43 (0:12.33)	0:36.10 (0:12.17)	0:36.10					
Rank	TAB	Horse/Jockey	Barrier	Top Speed [km/h]	Fastest Section								Distance Travelled [m]	
1	3	<b>STAR CHANCE</b> Morgan Butler	1	63.8 1600m	0:11.57 1600m	1:50.77 [1] (0:14.17)	1:36.60 [5] (0:11.57)	1:25.03 [6] (0:11.97)	1:13.06 [6] (0:12.61)	1:00.45 [6] (0:12.54)	0:47.91 [6] (0:12.25)	0:35.66 [5] (0:12.02)	0:35.66	
2	4	<b>RISE'N'SHINE</b> Craig Robertson	3	64.8 1600m	0:11.45 1600m	1:51.51 [2] (0:13.91)	1:37.60 [3] (0:11.45)	1:26.15 [3] (0:12.00)	1:14.15 [3] (0:12.63)	1:01.52 [3] (0:12.56)	0:48.96 [3] (0:12.36)	0:36.60 [3] (0:12.23)	0:36.60	-2
3	6	<b>GENERAL WOLFFE</b> Sean Cormack	9	63.8 1600m	0:11.46 1600m	1:51.57 [3] (0:14.17)	1:37.40 [6] (0:11.46)	1:25.94 [5] (0:12.04)	1:13.90 [5] (0:12.62)	1:01.28 [5] (0:12.53)	0:48.75 [5] (0:12.30)	0:36.45 [6] (0:12.01)	0:36.45	+8
4	7	<b>IDLE DICE</b> Matthew Powell	10	64.1 1600m	0:11.49 1600m	1:51.60 [4] (0:13.92)	1:37.68 [4] (0:11.49)	1:26.19 [4] (0:12.06)	1:14.13 [4] (0:12.55)	1:01.58 [4] (0:12.60)	0:48.98 [4] (0:12.33)	0:36.65 [4] (0:12.14)	0:36.65	+3
5	8	<b>AMBER BLONDE</b> Samantha Collett	2	63.0 1600m	0:11.57 1600m	1:51.73 [5] (0:14.48)	1:37.25 [8] (0:11.57)	1:25.68 [8] (0:11.92)	1:13.76 [7] (0:12.66)	1:01.10 [7] (0:12.49)	0:48.61 [7] (0:12.24)	0:36.37 [8] (0:11.94)	0:36.37	-2
6	10	<b>BRAMBLE BAY</b> Mark Du Plessis	6	64.1 1600m	0:11.60 1600m	1:51.91 [6] (0:14.66)	1:37.25 [9] (0:11.60)	1:25.65 [10] (0:12.01)	1:13.64 [10] (0:12.66)	1:00.98 [10] (0:12.42)	0:48.56 [10] (0:12.26)	0:36.30 [9] (0:11.83)	0:36.30	+2
7	2	<b>HAVANOTHERGO</b> Ben Thompson	8	65.1 1600m	0:11.34 1600m	1:52.13 [7] (0:13.76)	1:38.37 [1] (0:11.34)	1:27.03 [1] (0:12.08)	1:14.95 [2] (0:12.53)	1:02.42 [2] (0:12.65)	0:49.77 [2] (0:12.31)	0:37.46 [2] (0:12.20)	0:37.46	+4
8	1	<b>BRING THE BOOM</b> Brodie Loy	5	64.4 1600m	0:11.33 1600m	1:52.18 [8] (0:13.85)	1:38.33 [2] (0:11.33)	1:27.00 [2] (0:11.96)	1:15.04 [1] (0:12.60)	1:02.44 [1] (0:12.60)	0:49.84 [1] (0:12.36)	0:37.48 [1] (0:12.14)	0:37.48	-3
9	9	<b>FOUND THE MARK</b> Taylor Marshall	4	63.4 1600m	0:11.62 1600m	1:52.28 [9] (0:14.38)	1:37.90 [7] (0:11.62)	1:26.28 [7] (0:12.01)	1:14.27 [8] (0:12.67)	1:01.60 [9] (0:12.46)	0:49.14 [8] (0:12.23)	0:36.91 [7] (0:12.00)	0:36.91	+4
10	5	<b>TONTEIN</b> Marnu Potgieter	7	65.4 1600m	0:11.41 1600m	1:52.98 [10] (0:14.82)	1:38.16 [10] (0:11.41)	1:26.75 [9] (0:11.94)	1:14.81 [9] (0:12.47)	1:02.34 [8] (0:12.53)	0:49.81 [9] (0:12.55)	0:37.26 [10] (0:12.29)	0:37.26	+5



**Sunshine Coast QLD Professional**  
**Race 8: OAKS SUNSHINE COAST OASIS RESORT RATINGS BAND 0 - 58**  
**Handicap - 1800m**  
**24 March 2023 - 21:00**



Track Rating: Good 4, Weather: Fine, Rail Position: +7m

Section				400m	200m			Last 600m		
Field Times				0:23.93 (0:11.97)	0:11.96 (0:11.96)			0:36.10		
Rank	TAB	Horse/Jockey	Barrier	Top Speed [km/h]	Fastest Section	Margin			Distance Travelled [m]	
1	3	<b>STAR CHANCE</b> Morgan Butler	1	63.8 1600m	0:11.57 1600m	0:23.64 [3] (0:11.68)	0:11.96 [1] (0:11.96)	1:50.77	0:35.66	
2	4	<b>RISE'N'SHINE</b> Craig Robertson	3	64.8 1600m	0:11.45 1600m	0:24.37 [6] (0:11.86)	0:12.51 [2] (0:12.51)	4.3L	0:36.60	-2
3	6	<b>GENERAL WOLFFE</b> Sean Cormack	9	63.8 1600m	0:11.46 1600m	0:24.44 [5] (0:11.94)	0:12.50 [3] (0:12.50)	4.6L	0:36.45	+8
4	7	<b>IDLE DICE</b> Matthew Powell	10	64.1 1600m	0:11.49 1600m	0:24.51 [4] (0:11.99)	0:12.52 [4] (0:12.52)	4.7L	0:36.65	+3
5	8	<b>AMBER BLONDE</b> Samantha Collett	2	63.0 1600m	0:11.57 1600m	0:24.43 [7] (0:11.96)	0:12.47 [6] (0:12.47)	5.2L	0:36.37	-2
6	10	<b>BRAMBLE BAY</b> Mark Du Plessis	6	64.1 1600m	0:11.60 1600m	0:24.47 [9] (0:11.86)	0:12.61 [9] (0:12.61)	6.2L	0:36.30	+2
7	2	<b>HAVANOTHERGO</b> Ben Thompson	8	65.1 1600m	0:11.34 1600m	0:25.26 [2] (0:12.27)	0:12.99 [7] (0:12.99)	7.5L	0:37.46	+4
8	1	<b>BRING THE BOOM</b> Brodie Loy	5	64.4 1600m	0:11.33 1600m	0:25.34 [1] (0:12.33)	0:13.01 [5] (0:13.01)	7.7L	0:37.48	-3
9	9	<b>FOUND THE MARK</b> Taylor Marshall	4	63.4 1600m	0:11.62 1600m	0:24.91 [8] (0:11.94)	0:12.97 [8] (0:12.97)	8.2L	0:36.91	+4
10	5	<b>TONTEIN</b> Marnu Potgieter	7	65.4 1600m	0:11.41 1600m	0:24.97 [10] (0:12.05)	0:12.92 [10] (0:12.92)	12.2L	0:37.26	+5

[ ] Ranking at each section and finish  
 -:-:- No data available at this section  
 NA No data available

SCN Saddle cloth number  
 DNF Did not finish  
 DNT Did not track



Horse/Jockey Name	Star Chance
Final Rank	1
Fastest Section Time (Section)	0:11.57 (1600m)
Top Speed [km/h] (Section)	63.8 (1600m)
Race State	Finished



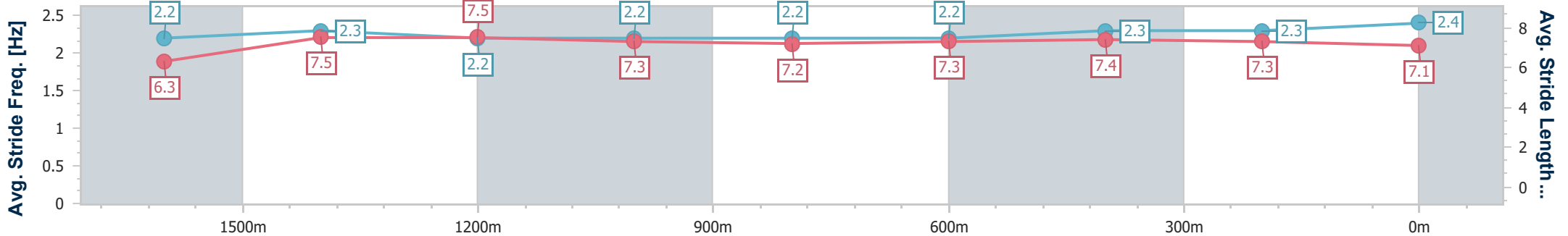
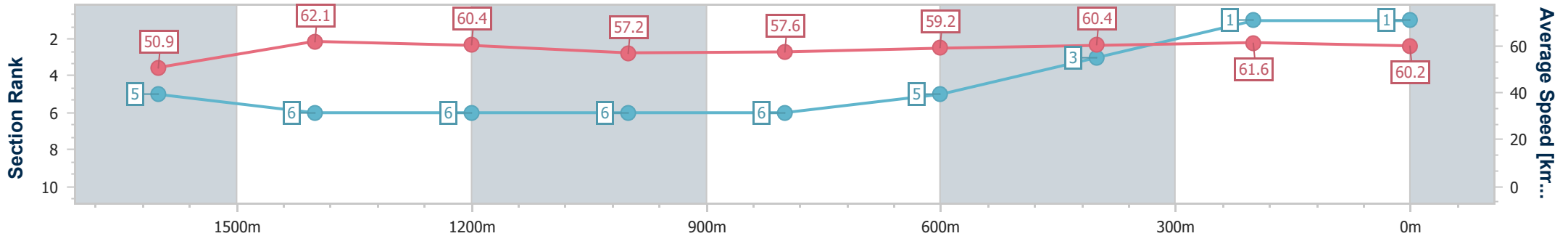
Sunshine Coast QLD Professional  
 Race 8: OAKS SUNSHINE COAST OASIS RESORT RATINGS  
 BAND 0 - 58 Handicap - 1800m



24 March 2023 - 21:00

Track Rating: Good 4, Weather: Fine, Rail Position: +7m

Section	Overall	1600m	1400m	1200m	1000m	800m	600m	400m	200m
Section Times	1:50.77 [1] (0:14.17)	1:36.60 [5] (0:11.57)	1:25.03 [6] (0:11.97)	1:13.06 [6] (0:12.61)	1:00.45 [6] (0:12.54)	0:47.91 [6] (0:12.25)	0:35.66 [5] (0:12.02)	0:23.64 [3] (0:11.68)	0:11.96 [1] (0:11.96)
Average Speed [km/h]	50.9	62.1	60.4	57.2	57.6	59.2	60.4	61.6	60.2
Top Speed [km/h]	60.5	63.8	61.9	58.6	58.0	60.8	61.8	63.6	63.5
Avg. Dist. to Rail [m]	0.4	0.6	1.2	1.9	1.9	1.2	1.4	3.5	4.3
Avg. Stride Freq. [Hz]	2.2	2.3	2.2	2.2	2.2	2.2	2.3	2.3	2.4
Avg. Stride Length [m]	6.3	7.5	7.5	7.3	7.2	7.3	7.4	7.3	7.1



- [ ] Ranking at each section and finish
- .-.- No data available at this section
- NA No data available



Horse/Jockey Name	Rise'n'shine
Final Rank	2
Fastest Section Time (Section)	0:11.45 (1600m)
Top Speed [km/h] (Section)	64.8 (1600m)
Race State	Finished



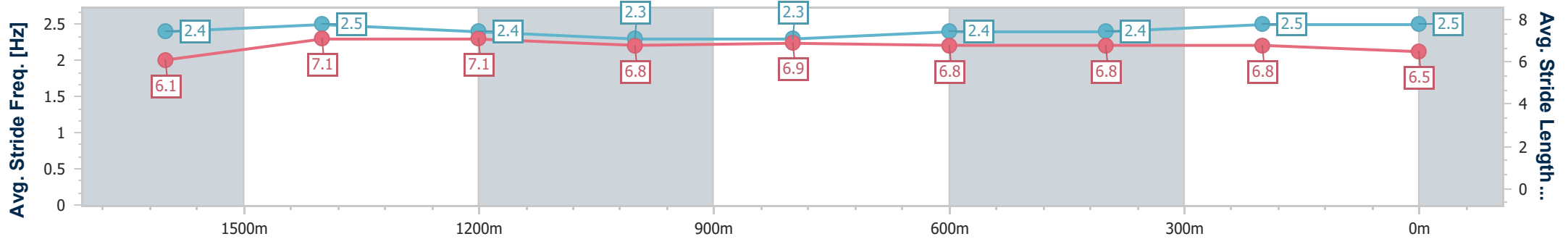
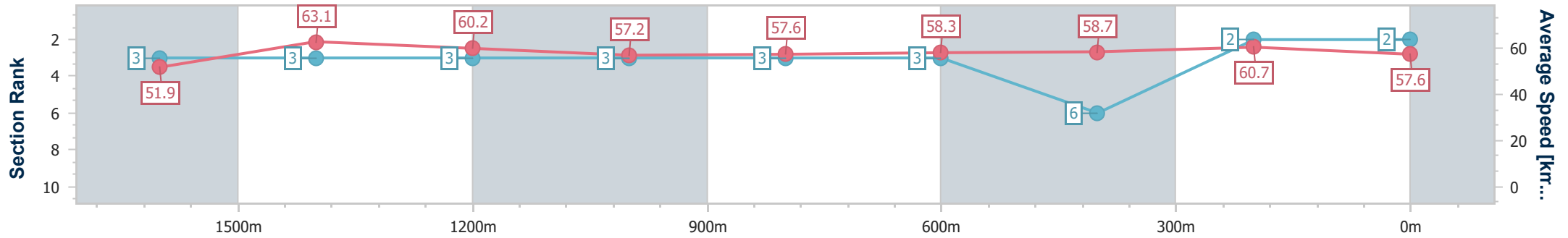
Sunshine Coast QLD Professional  
 Race 8: OAKS SUNSHINE COAST OASIS RESORT RATINGS  
 BAND 0 - 58 Handicap - 1800m



24 March 2023 - 21:00

Track Rating: Good 4, Weather: Fine, Rail Position: +7m

Section	Overall	1600m	1400m	1200m	1000m	800m	600m	400m	200m
Section Times	1:51.51 [2] (0:13.91)	1:37.60 [3] (0:11.45)	1:26.15 [3] (0:12.00)	1:14.15 [3] (0:12.63)	1:01.52 [3] (0:12.56)	0:48.96 [3] (0:12.36)	0:36.60 [3] (0:12.23)	0:24.37 [6] (0:11.86)	0:12.51 [2] (0:12.51)
Average Speed [km/h]	51.9	63.1	60.2	57.2	57.6	58.3	58.7	60.7	57.6
Top Speed [km/h]	61.6	64.8	62.6	57.8	57.9	60.4	59.9	61.3	60.2
Avg. Dist. to Rail [m]	1.6	1.5	2.1	2.4	2.0	0.7	0.5	0.3	2.9
Avg. Stride Freq. [Hz]	2.4	2.5	2.4	2.3	2.3	2.4	2.4	2.5	2.5
Avg. Stride Length [m]	6.1	7.1	7.1	6.8	6.9	6.8	6.8	6.8	6.5



- [ ] Ranking at each section and finish
- .-.- No data available at this section
- NA No data available



Horse/Jockey Name	General Wolffe
Final Rank	3
Fastest Section Time (Section)	0:11.46 (1600m)
Top Speed [km/h] (Section)	63.8 (1600m)
Race State	Finished



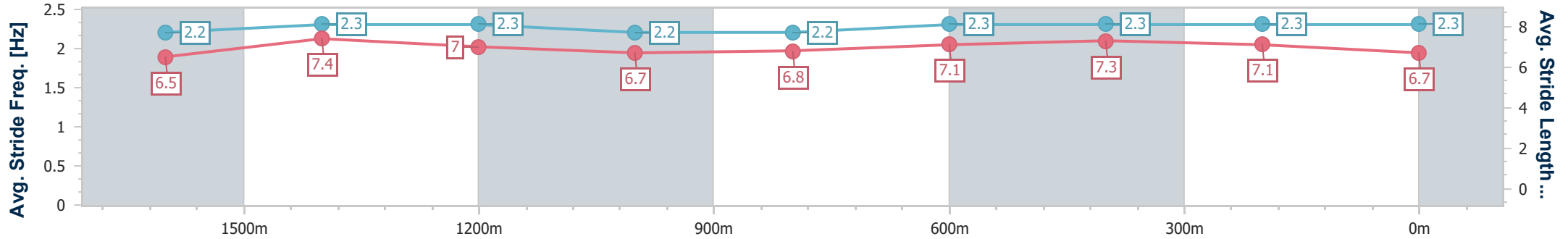
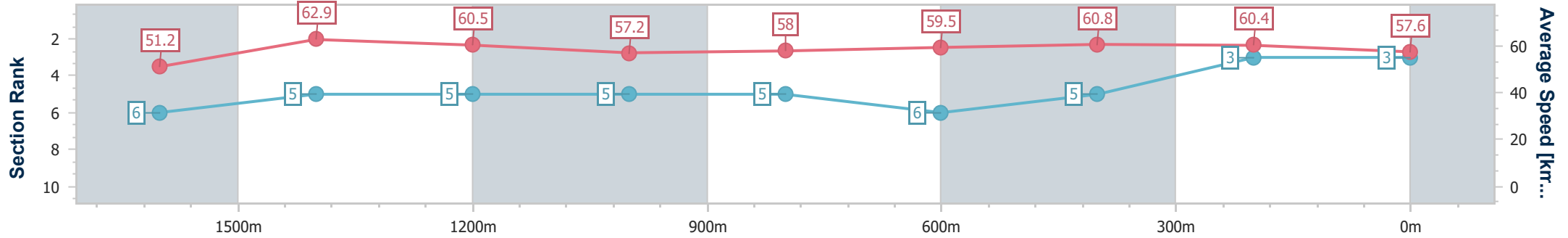
Sunshine Coast QLD Professional  
 Race 8: OAKS SUNSHINE COAST OASIS RESORT RATINGS  
 BAND 0 - 58 Handicap - 1800m



24 March 2023 - 21:00

Track Rating: Good 4, Weather: Fine, Rail Position: +7m

Section	Overall	1600m	1400m	1200m	1000m	800m	600m	400m	200m				
Section Times	1:51.57 [3] (0:14.17)	1:37.40 [6] (0:11.46)	1:25.94 [5] (0:12.04)	1:13.90 [5] (0:12.62)	1:01.28 [5] (0:12.53)	0:48.75 [5] (0:12.30)	0:36.45 [6] (0:12.01)	0:24.44 [5] (0:11.94)	0:12.50 [3] (0:12.50)				
Average Speed [km/h]	51.2	62.9	60.5	57.2	58.0	59.5	60.8	60.4	57.6				
Top Speed [km/h]	63.0	63.8	62.7	58.0	58.4	61.3	61.8	61.1	60.0				
Avg. Dist. to Rail [m]	5.1	1.8	3.3	3.8	3.3	2.8	2.8	5.7	6.6				
Avg. Stride Freq. [Hz]	2.2	2.3	2.3	2.2	2.2	2.3	2.3	2.3	2.3				
Avg. Stride Length [m]	6.5	7.4	7.0	6.7	6.8	7.1	7.3	7.1	6.7				



- [ ] Ranking at each section and finish
- .-.- No data available at this section
- NA No data available



Horse/Jockey Name	Idle Dice
Final Rank	4
Fastest Section Time (Section)	0:11.49 (1600m)
Top Speed [km/h] (Section)	64.1 (1600m)
Race State	Finished



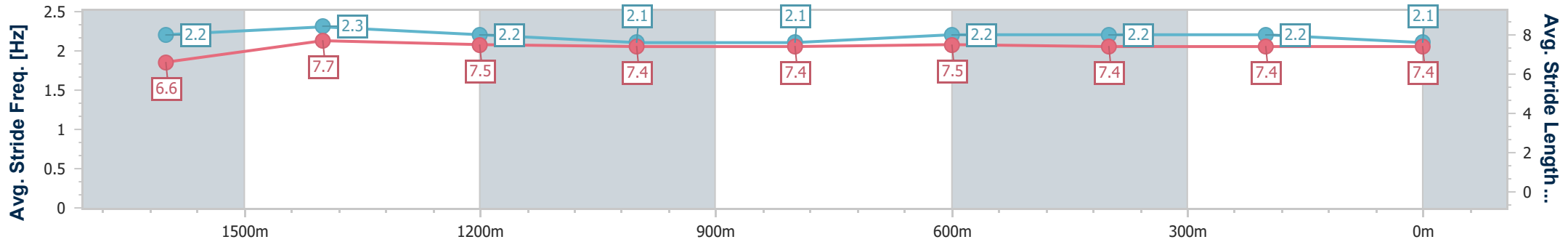
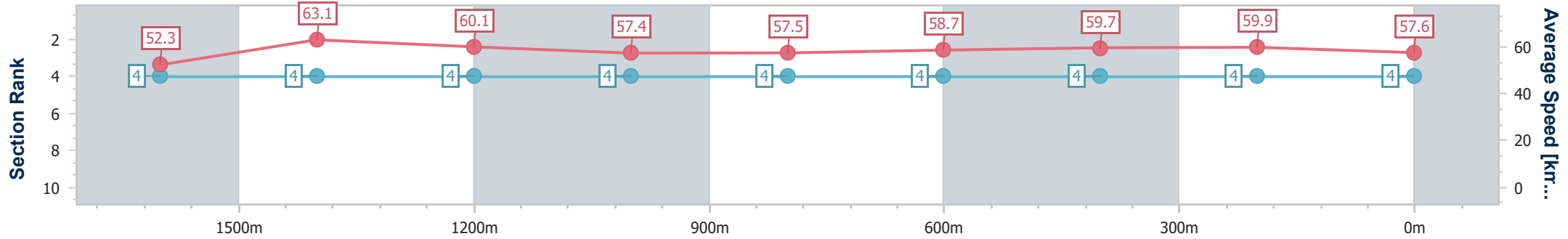
Sunshine Coast QLD Professional  
 Race 8: OAKS SUNSHINE COAST OASIS RESORT RATINGS  
 BAND 0 - 58 Handicap - 1800m



24 March 2023 - 21:00

Track Rating: Good 4, Weather: Fine, Rail Position: +7m

Section	Overall	1600m	1400m	1200m	1000m	800m	600m	400m	200m
Section Times	1:51.60 [4] (0:13.92)	1:37.68 [4] (0:11.49)	1:26.19 [4] (0:12.06)	1:14.13 [4] (0:12.55)	1:01.58 [4] (0:12.60)	0:48.98 [4] (0:12.33)	0:36.65 [4] (0:12.14)	0:24.51 [4] (0:11.99)	0:12.52 [4] (0:12.52)
Average Speed [km/h]	52.3	63.1	60.1	57.4	57.5	58.7	59.7	59.9	57.6
Top Speed [km/h]	64.1	64.1	61.7	58.1	58.5	60.2	60.3	60.6	59.8
Avg. Dist. to Rail [m]	6.8	1.7	2.2	2.7	2.5	0.9	0.9	4.0	4.9
Avg. Stride Freq. [Hz]	2.2	2.3	2.2	2.1	2.1	2.2	2.2	2.2	2.1
Avg. Stride Length [m]	6.6	7.7	7.5	7.4	7.4	7.5	7.4	7.4	7.4



- [ ] Ranking at each section and finish
- .-.- No data available at this section
- NA No data available



Horse/Jockey Name	Amber Blonde
Final Rank	5
Fastest Section Time (Section)	0:11.57 (1600m)
Top Speed [km/h] (Section)	63.0 (1600m)
Race State	Finished



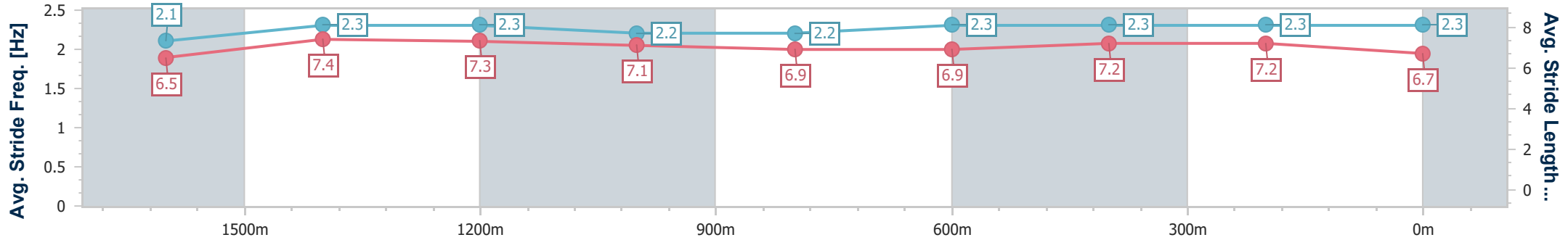
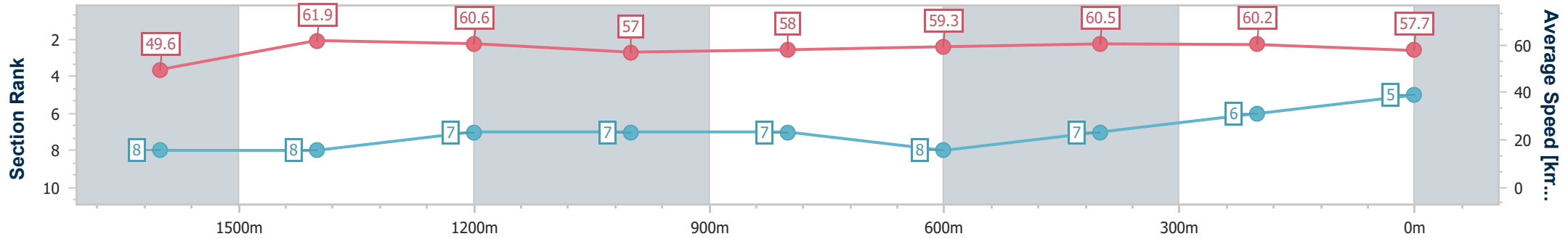
Sunshine Coast QLD Professional  
 Race 8: OAKS SUNSHINE COAST OASIS RESORT RATINGS  
 BAND 0 - 58 Handicap - 1800m



24 March 2023 - 21:00

Track Rating: Good 4, Weather: Fine, Rail Position: +7m

Section	Overall	1600m	1400m	1200m	1000m	800m	600m	400m	200m				
Section Times	1:51.73 [5] (0:14.48)	1:37.25 [8] (0:11.57)	1:25.68 [8] (0:11.92)	1:13.76 [7] (0:12.66)	1:01.10 [7] (0:12.49)	0:48.61 [7] (0:12.24)	0:36.37 [8] (0:11.94)	0:24.43 [7] (0:11.96)	0:12.47 [6] (0:12.47)				
Average Speed [km/h]	49.6	61.9	60.6	57.0	58.0	59.3	60.5	60.2	57.7				
Top Speed [km/h]	60.2	63.0	62.9	58.6	59.0	61.1	61.1	61.1	59.1				
Avg. Dist. to Rail [m]	0.8	0.9	0.6	1.7	1.9	1.4	0.5	1.0	1.2				
Avg. Stride Freq. [Hz]	2.1	2.3	2.3	2.2	2.2	2.3	2.3	2.3	2.3				
Avg. Stride Length [m]	6.5	7.4	7.3	7.1	6.9	6.9	7.2	7.2	6.7				



- [ ] Ranking at each section and finish
- .-.- No data available at this section
- NA No data available



Horse/Jockey Name	Bramble Bay
Final Rank	6
Fastest Section Time (Section)	0:11.60 (1600m)
Top Speed [km/h] (Section)	64.1 (1600m)
Race State	Finished



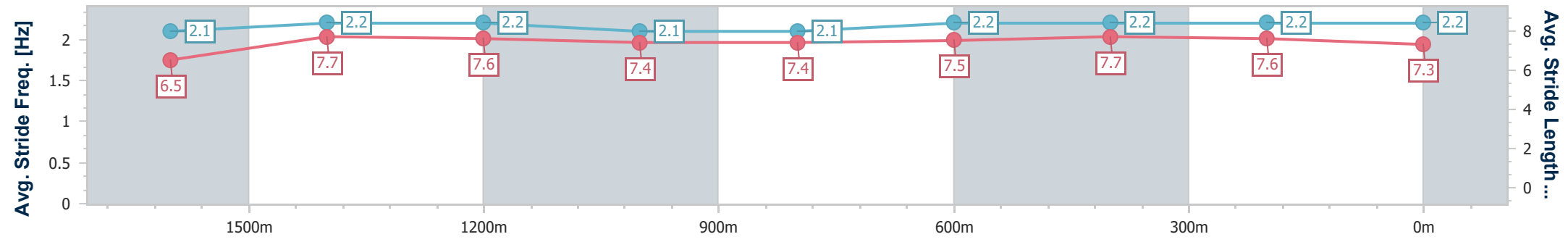
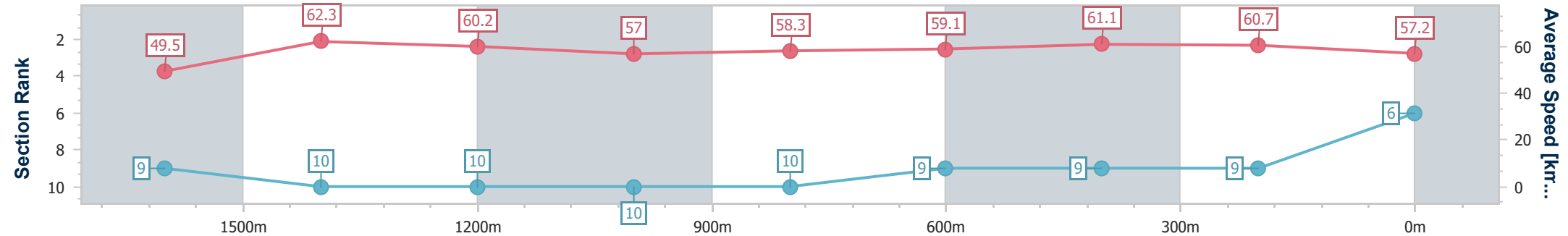
Sunshine Coast QLD Professional  
 Race 8: OAKS SUNSHINE COAST OASIS RESORT RATINGS  
 BAND 0 - 58 Handicap - 1800m



24 March 2023 - 21:00

Track Rating: Good 4, Weather: Fine, Rail Position: +7m

Section	Overall	1600m	1400m	1200m	1000m	800m	600m	400m	200m				
Section Times	1:51.91 [6] (0:14.66)	1:37.25 [9] (0:11.60)	1:25.65 [10] (0:12.01)	1:13.64 [10] (0:12.66)	1:00.98 [10] (0:12.42)	0:48.56 [10] (0:12.26)	0:36.30 [9] (0:11.83)	0:24.47 [9] (0:11.86)	0:12.61 [9] (0:12.61)				
Average Speed [km/h]	49.5	62.3	60.2	57.0	58.3	59.1	61.1	60.7	57.2				
Top Speed [km/h]	59.2	64.1	62.0	59.6	59.1	61.6	61.8	62.2	59.5				
Avg. Dist. to Rail [m]	4.2	1.5	1.6	2.0	1.9	1.1	0.8	3.4	6.9				
Avg. Stride Freq. [Hz]	2.1	2.2	2.2	2.1	2.1	2.2	2.2	2.2	2.2				
Avg. Stride Length [m]	6.5	7.7	7.6	7.4	7.4	7.5	7.7	7.6	7.3				



- [ ] Ranking at each section and finish
- .-.- No data available at this section
- NA No data available





Horse/Jockey Name	Havanoothergo
Final Rank	7
Fastest Section Time (Section)	0:11.34 (1600m)
Top Speed [km/h] (Section)	65.1 (1600m)
Race State	Finished



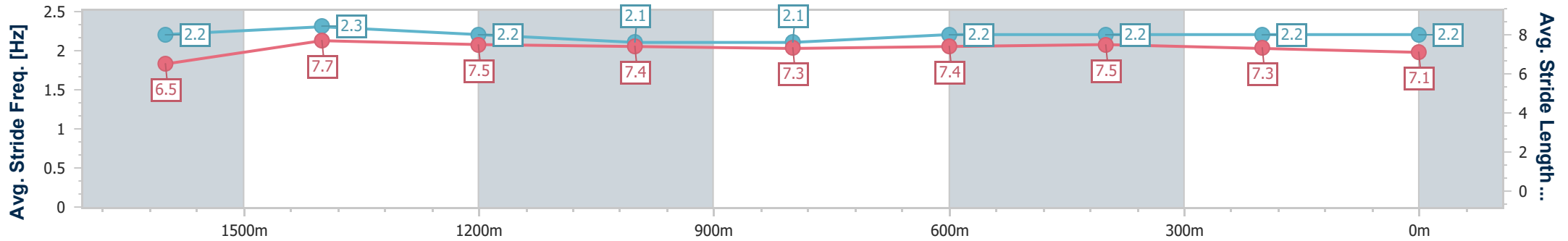
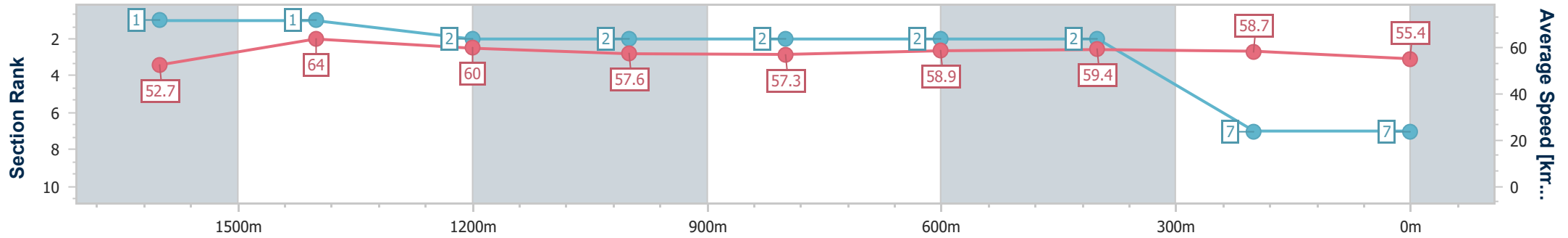
Sunshine Coast QLD Professional  
 Race 8: OAKS SUNSHINE COAST OASIS RESORT RATINGS  
 BAND 0 - 58 Handicap - 1800m



24 March 2023 - 21:00

Track Rating: Good 4, Weather: Fine, Rail Position: +7m

Section	Overall	1600m	1400m	1200m	1000m	800m	600m	400m	200m				
Section Times	1:52.13 [7] (0:13.76)	1:38.37 [1] (0:11.34)	1:27.03 [1] (0:12.08)	1:14.95 [2] (0:12.53)	1:02.42 [2] (0:12.65)	0:49.77 [2] (0:12.31)	0:37.46 [2] (0:12.20)	0:25.26 [2] (0:12.27)	0:12.99 [7] (0:12.99)				
Average Speed [km/h]	52.7	64.0	60.0	57.6	57.3	58.9	59.4	58.7	55.4				
Top Speed [km/h]	64.2	65.1	62.4	58.4	57.9	59.8	60.2	59.6	58.0				
Avg. Dist. to Rail [m]	5.2	2.4	2.8	3.2	2.6	1.1	1.1	3.3	3.9				
Avg. Stride Freq. [Hz]	2.2	2.3	2.2	2.1	2.1	2.2	2.2	2.2	2.2				
Avg. Stride Length [m]	6.5	7.7	7.5	7.4	7.3	7.4	7.5	7.3	7.1				



- [ ] Ranking at each section and finish
- .-.- No data available at this section
- NA No data available



Horse/Jockey Name	Bring The Boom
Final Rank	8
Fastest Section Time (Section)	0:11.33 (1600m)
Top Speed [km/h] (Section)	64.4 (1600m)
Race State	Finished



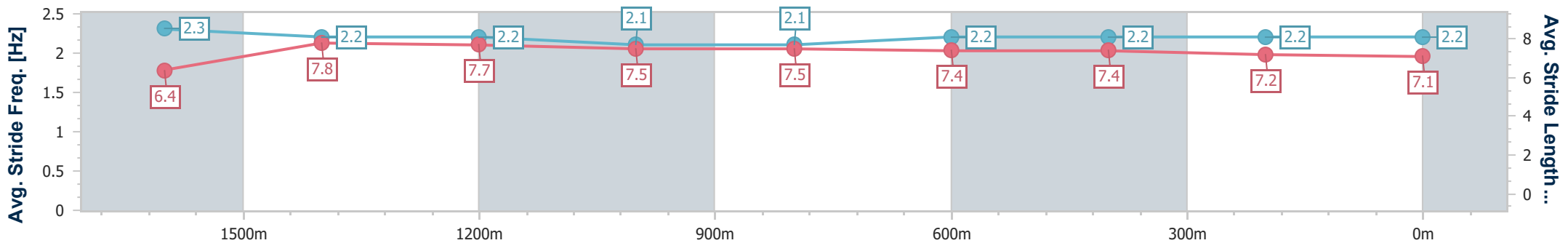
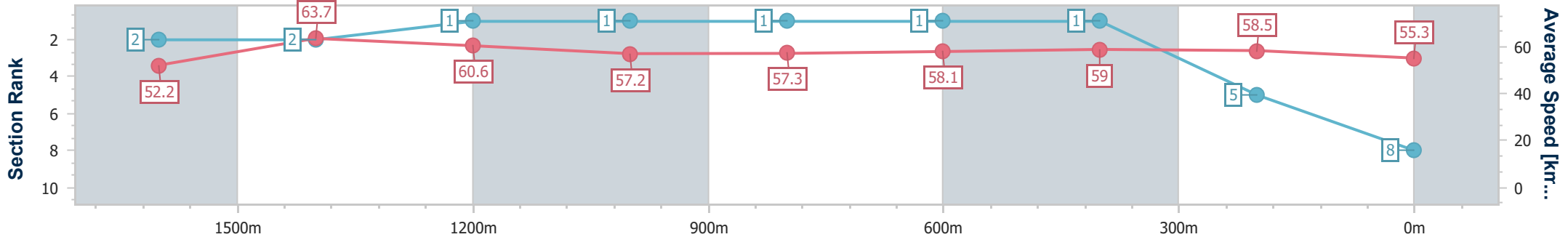
Sunshine Coast QLD Professional  
 Race 8: OAKS SUNSHINE COAST OASIS RESORT RATINGS  
 BAND 0 - 58 Handicap - 1800m



24 March 2023 - 21:00

Track Rating: Good 4, Weather: Fine, Rail Position: +7m

Section	Overall	1600m	1400m	1200m	1000m	800m	600m	400m	200m
Section Times	1:52.18 [8] (0:13.85)	1:38.33 [2] (0:11.33)	1:27.00 [2] (0:11.96)	1:15.04 [1] (0:12.60)	1:02.44 [1] (0:12.60)	0:49.84 [1] (0:12.36)	0:37.48 [1] (0:12.14)	0:25.34 [1] (0:12.33)	0:13.01 [5] (0:13.01)
Average Speed [km/h]	52.2	63.7	60.6	57.2	57.3	58.1	59.0	58.5	55.3
Top Speed [km/h]	63.9	64.4	62.9	57.8	57.9	59.3	59.8	58.7	57.0
Avg. Dist. to Rail [m]	2.3	1.2	1.8	2.0	1.3	0.9	1.3	2.3	3.2
Avg. Stride Freq. [Hz]	2.3	2.2	2.2	2.1	2.1	2.2	2.2	2.2	2.2
Avg. Stride Length [m]	6.4	7.8	7.7	7.5	7.5	7.4	7.4	7.2	7.1



- [ ] Ranking at each section and finish
- .-.- No data available at this section
- NA No data available



Horse/Jockey Name	Found The Mark
Final Rank	9
Fastest Section Time (Section)	0:11.62 (1600m)
Top Speed [km/h] (Section)	63.4 (1600m)
Race State	Finished



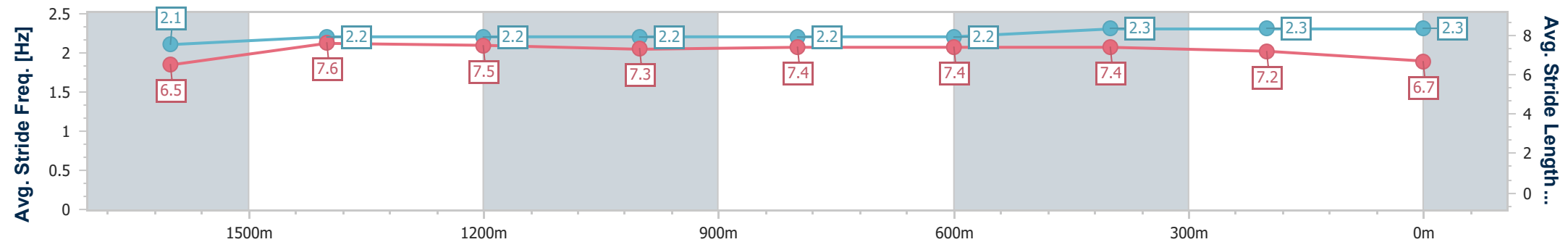
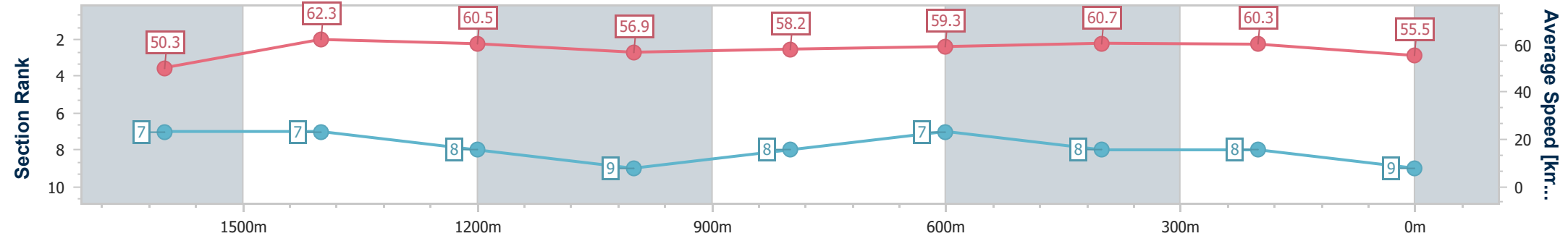
Sunshine Coast QLD Professional  
 Race 8: OAKS SUNSHINE COAST OASIS RESORT RATINGS  
 BAND 0 - 58 Handicap - 1800m



24 March 2023 - 21:00

Track Rating: Good 4, Weather: Fine, Rail Position: +7m

Section	Overall	1600m	1400m	1200m	1000m	800m	600m	400m	200m				
Section Times	1:52.28 [9] (0:14.38)	1:37.90 [7] (0:11.62)	1:26.28 [7] (0:12.01)	1:14.27 [8] (0:12.67)	1:01.60 [9] (0:12.46)	0:49.14 [8] (0:12.23)	0:36.91 [7] (0:12.00)	0:24.91 [8] (0:11.94)	0:12.97 [8] (0:12.97)				
Average Speed [km/h]	50.3	62.3	60.5	56.9	58.2	59.3	60.7	60.3	55.5				
Top Speed [km/h]	61.4	63.4	62.6	58.9	58.8	61.5	61.5	61.3	59.0				
Avg. Dist. to Rail [m]	2.3	2.3	3.1	3.1	2.6	1.3	2.0	6.7	9.0				
Avg. Stride Freq. [Hz]	2.1	2.2	2.2	2.2	2.2	2.2	2.3	2.3	2.3				
Avg. Stride Length [m]	6.5	7.6	7.5	7.3	7.4	7.4	7.4	7.2	6.7				



- [ ] Ranking at each section and finish
- .-.- No data available at this section
- NA No data available



Horse/Jockey Name	Tontein
Final Rank	10
Fastest Section Time (Section)	0:11.41 (1600m)
Top Speed [km/h] (Section)	65.4 (1600m)
Race State	Finished



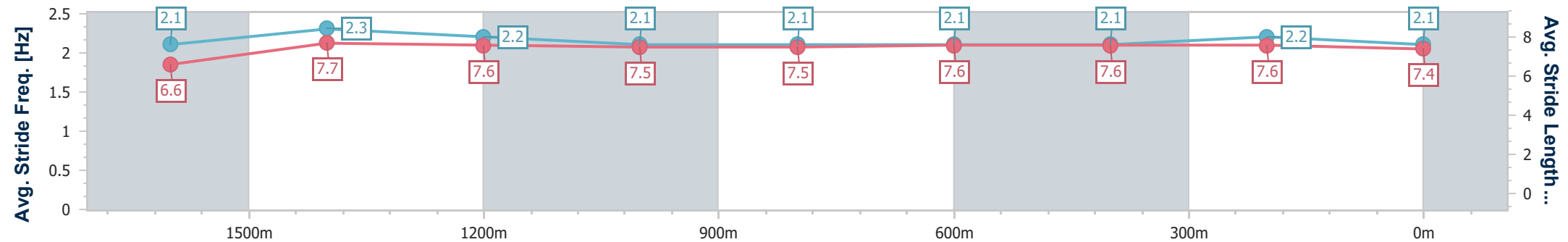
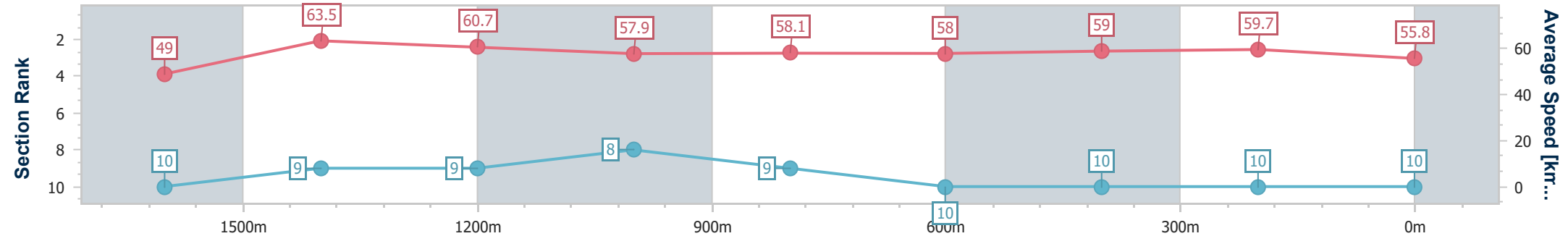
Sunshine Coast QLD Professional  
 Race 8: OAKS SUNSHINE COAST OASIS RESORT RATINGS  
 BAND 0 - 58 Handicap - 1800m



24 March 2023 - 21:00

Track Rating: Good 4, Weather: Fine, Rail Position: +7m

Section	Overall	1600m	1400m	1200m	1000m	800m	600m	400m	200m				
Section Times	1:52.98 [10] (0:14.82)	1:38.16 [10] (0:11.41)	1:26.75 [9] (0:11.94)	1:14.81 [9] (0:12.47)	1:02.34 [8] (0:12.53)	0:49.81 [9] (0:12.55)	0:37.26 [10] (0:12.29)	0:24.97 [10] (0:12.05)	0:12.92 [10] (0:12.92)				
Average Speed [km/h]	49.0	63.5	60.7	57.9	58.1	58.0	59.0	59.7	55.8				
Top Speed [km/h]	59.5	65.4	64.2	58.8	58.8	59.2	60.0	60.6	58.1				
Avg. Dist. to Rail [m]	4.7	2.1	2.6	3.4	3.3	2.0	1.1	4.0	5.8				
Avg. Stride Freq. [Hz]	2.1	2.3	2.2	2.1	2.1	2.1	2.1	2.2	2.1				
Avg. Stride Length [m]	6.6	7.7	7.6	7.5	7.5	7.6	7.6	7.6	7.4				



- [ ] Ranking at each section and finish
- .-.- No data available at this section
- NA No data available