



Ipswich QLD Professional
Race 4: EASTER RACES 10 APRIL Colts, Geldings and Entires Maiden
Plate - 1350m
23 March 2023 - 14:47



Track Rating: Good 4, Weather: Fine, Rail Position: +3m Entire

Section											Last 600m		
Field Times											0:35.66		
					Overall	1200m	1000m	800m	600m	400m			
					1:20.55 (0:11.18)	1:09.37 (0:10.76)	0:58.61 (0:11.42)	0:47.19 (0:11.53)	0:35.66 (0:11.60)	0:24.06 (0:11.89)			
Rank	TAB	Horse/Jockey	Barrier	Top Speed [km/h]	Fastest Section							Distance Travelled [m]	
1	9	SACRED MISSION Jim Byrne	2	65.2 1200m	0:11.11 1200m	1:20.55 [1] (0:11.42)	1:09.13 [6] (0:11.11)	0:58.02 [5] (0:11.46)	0:46.56 [5] (0:11.52)	0:35.04 [5] (0:11.47)	0:23.57 [5] (0:11.62)	0:35.04	
2	4	THE KHAN James Orman	4	65.6 1200m	0:11.21 1200m	1:20.56 [2] (0:11.60)	1:08.96 [7] (0:11.21)	0:57.75 [7] (0:11.61)	0:46.14 [8] (0:11.51)	0:34.63 [8] (0:11.55)	0:23.08 [7] (0:11.44)	0:34.63	+6
3	8	NATIONAL INTEREST Ben Thompson	3	66.5 1200m	0:11.08 1200m	1:20.59 [3] (0:11.30)	1:09.29 [3] (0:11.08)	0:58.21 [4] (0:11.51)	0:46.70 [4] (0:11.53)	0:35.17 [4] (0:11.55)	0:23.62 [4] (0:11.67)	0:35.17	+5
4	10	WHATTA WHITT Corey Bayliss	9	68.5 1200m	0:10.72 1200m	1:20.81 [4] (0:11.22)	1:09.59 [2] (0:10.72)	0:58.87 [1] (0:11.42)	0:47.45 [1] (0:11.53)	0:35.92 [1] (0:11.60)	0:24.32 [1] (0:11.89)	0:35.92	+2
5	1	BIG TICKET BOY Justin Huxtable	7	68.2 1200m	0:10.90 1200m	1:20.83 [5] (0:11.40)	1:09.43 [5] (0:10.90)	0:58.53 [3] (0:11.30)	0:47.23 [3] (0:11.66)	0:35.57 [3] (0:11.64)	0:23.93 [3] (0:11.66)	0:35.57	-1
6	3	SUKICHE Adin Thompson	8	66.6 1200m	0:11.00 1200m	1:21.34 [6] (0:11.18)	1:10.16 [1] (0:11.00)	0:59.16 [2] (0:11.31)	0:47.85 [2] (0:11.59)	0:36.26 [2] (0:11.59)	0:24.67 [2] (0:11.92)	0:36.26	+6
7	5	CHICANE Boris Thornton	6	66.7 600m	0:11.27 1200m	1:21.68 [7] (0:11.30)	1:10.38 [4] (0:11.27)	0:59.11 [6] (0:11.63)	0:47.48 [6] (0:11.57)	0:35.91 [6] (0:11.36)	0:24.55 [6] (0:12.03)	0:35.91	+8
8	2	GUTHO Brooke Ainsworth	5	65.4 1200m	0:11.20 1200m	1:22.49 [8] (0:11.90)	1:10.59 [9] (0:11.20)	0:59.39 [9] (0:11.65)	0:47.74 [9] (0:11.50)	0:36.24 [9] (0:11.76)	0:24.48 [9] (0:11.96)	0:36.24	+4
9	7	MISCLICK Ryan Wiggins	1	65.1 1200m	0:11.15 1200m	1:22.53 [9] (0:11.70)	1:10.83 [8] (0:11.15)	0:59.68 [8] (0:11.45)	0:48.23 [7] (0:11.56)	0:36.67 [7] (0:11.88)	0:24.79 [8] (0:12.13)	0:36.67	+2

Scratched: Italian Award (#6)

[] Ranking at each section and finish
 -:-:- No data available at this section
 NA No data available

SCN Saddle cloth number
 DNF Did not finish
 DNT Did not track



Ipswich QLD Professional
Race 4: EASTER RACES 10 APRIL Colts, Geldings and Entires Maiden
Plate - 1350m
23 March 2023 - 14:47



Track Rating: Good 4, Weather: Fine, Rail Position: +3m Entire

Section				200m				Last 600m		
Field Times				0:12.17 (0:12.17)				0:35.66		
Rank	TAB	Horse/Jockey	Barrier	Top Speed [km/h]	Fastest Section	Margin			Distance Travelled [m]	
1	9	SACRED MISSION Jim Byrne	2	65.2 1200m	0:11.11 1200m	0:11.95 [4] (0:11.95)	1:20.55		0:35.04	
2	4	THE KHAN James Orman	4	65.6 1200m	0:11.21 1200m	0:11.64 [6] (0:11.64)	0.1L		0:34.63	+6
3	8	NATIONAL INTEREST Ben Thompson	3	66.5 1200m	0:11.08 1200m	0:11.95 [5] (0:11.95)	0.3L		0:35.17	+5
4	10	WHATTA WHITT Corey Bayliss	9	68.5 1200m	0:10.72 1200m	0:12.43 [1] (0:12.43)	1.6L		0:35.92	+2
5	1	BIG TICKET BOY Justin Huxtable	7	68.2 1200m	0:10.90 1200m	0:12.27 [2] (0:12.27)	1.7L		0:35.57	-1
6	3	SUKICHE Adin Thompson	8	66.6 1200m	0:11.00 1200m	0:12.75 [3] (0:12.75)	4.5L		0:36.26	+6
7	5	CHICANE Boris Thornton	6	66.7 600m	0:11.27 1200m	0:12.52 [7] (0:12.52)	6.3L		0:35.91	+8
8	2	GUTHO Brooke Ainsworth	5	65.4 1200m	0:11.20 1200m	0:12.52 [9] (0:12.52)	11.1L		0:36.24	+4
9	7	MISCLICK Ryan Wiggins	1	65.1 1200m	0:11.15 1200m	0:12.66 [8] (0:12.66)	11.3L		0:36.67	+2

Scratched: Italian Award (#6)

[] Ranking at each section and finish
 -:-:- No data available at this section
 NA No data available

SCN Saddle cloth number
 DNF Did not finish
 DNT Did not track



Horse/Jockey Name	Sacred Mission
Final Rank	1
Fastest Section Time (Section)	0:11.11 (1200m)
Top Speed [km/h] (Section)	65.2 (1200m)
Race State	Finished

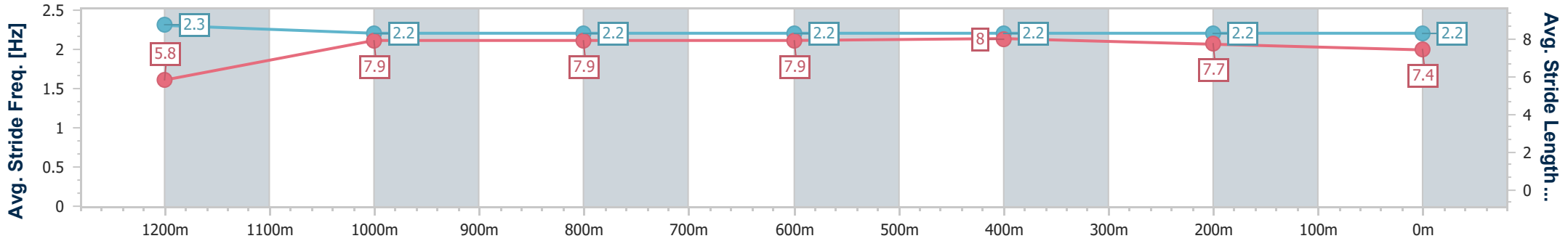
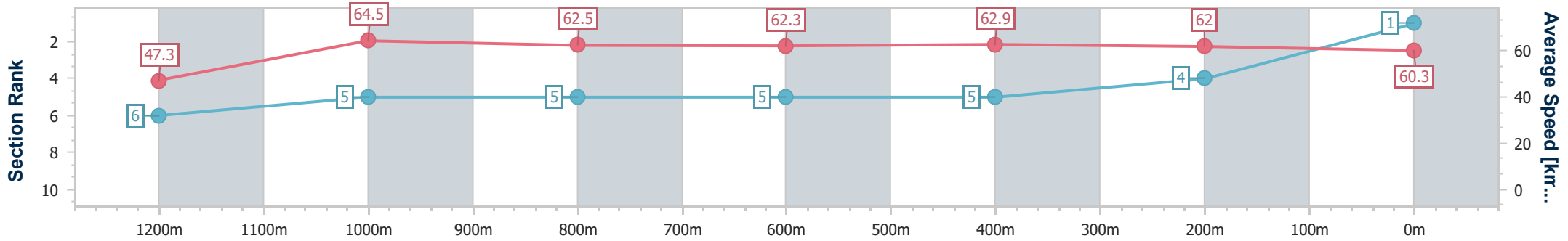


Ipswich QLD Professional
 Race 4: EASTER RACES 10 APRIL Colts, Geldings and Entires
 Maiden Plate - 1350m
 23 March 2023 - 14:47



Track Rating: Good 4, Weather: Fine, Rail Position: +3m Entire

Section	Overall	1200m	1000m	800m	600m	400m	200m
Section Times	1:20.55 [1] (0:11.42)	1:09.13 [6] (0:11.11)	0:58.02 [5] (0:11.46)	0:46.56 [5] (0:11.52)	0:35.04 [5] (0:11.47)	0:23.57 [5] (0:11.62)	0:11.95 [4] (0:11.95)
Average Speed [km/h]	47.3	64.5	62.5	62.3	62.9	62.0	60.3
Top Speed [km/h]	63.8	65.2	63.7	63.0	63.8	62.8	61.5
Avg. Dist. to Rail [m]	1.5	2.3	2.4	0.9	0.2	0.8	1.9
Avg. Stride Freq. [Hz]	2.3	2.2	2.2	2.2	2.2	2.2	2.2
Avg. Stride Length [m]	5.8	7.9	7.9	7.9	8.0	7.7	7.4



- [] Ranking at each section and finish
- .-.- No data available at this section
- NA No data available



Horse/Jockey Name	The Khan
Final Rank	2
Fastest Section Time (Section)	0:11.21 (1200m)
Top Speed [km/h] (Section)	65.6 (1200m)
Race State	Finished

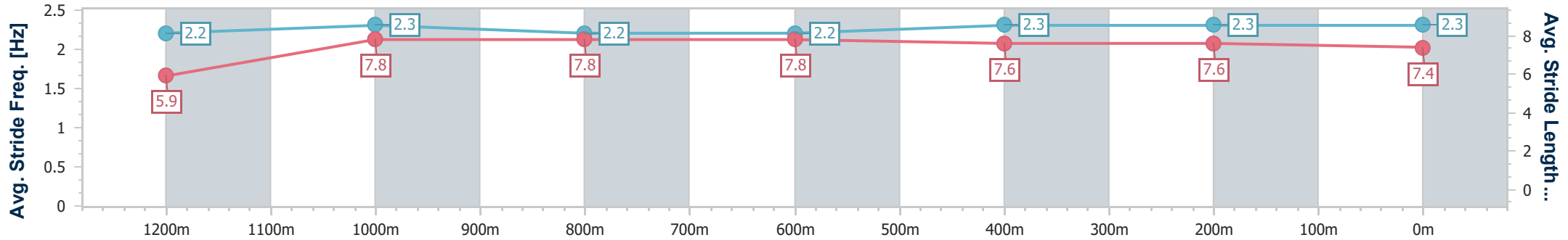
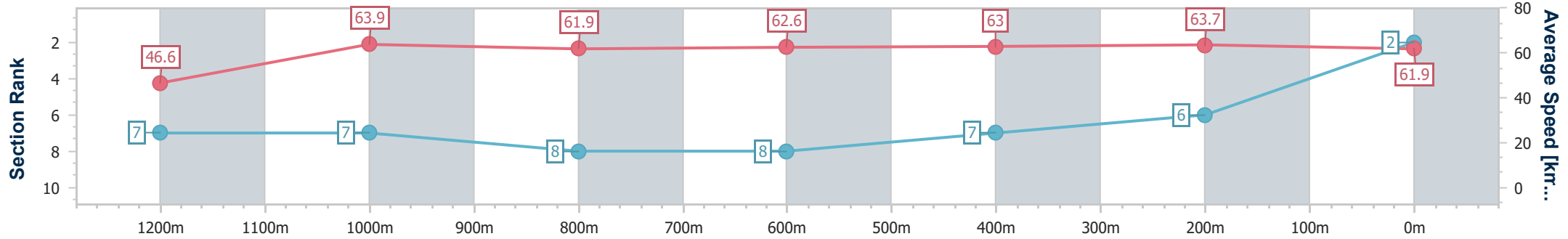


Ipswich QLD Professional
 Race 4: EASTER RACES 10 APRIL Colts, Geldings and Entires
 Maiden Plate - 1350m
 23 March 2023 - 14:47



Track Rating: Good 4, Weather: Fine, Rail Position: +3m Entire

Section	Overall	1200m	1000m	800m	600m	400m	200m
Section Times	1:20.56 [2] (0:11.60)	1:08.96 [7] (0:11.21)	0:57.75 [7] (0:11.61)	0:46.14 [8] (0:11.51)	0:34.63 [8] (0:11.55)	0:23.08 [7] (0:11.44)	0:11.64 [6] (0:11.64)
Average Speed [km/h]	46.6	63.9	61.9	62.6	63.0	63.7	61.9
Top Speed [km/h]	63.3	65.6	63.3	63.5	64.7	64.4	64.0
Avg. Dist. to Rail [m]	2.1	1.3	1.9	0.7	2.4	5.1	9.2
Avg. Stride Freq. [Hz]	2.2	2.3	2.2	2.2	2.3	2.3	2.3
Avg. Stride Length [m]	5.9	7.8	7.8	7.8	7.6	7.6	7.4



- [] Ranking at each section and finish
- .-.- No data available at this section
- NA No data available



Horse/Jockey Name	National Interest
Final Rank	3
Fastest Section Time (Section)	0:11.08 (1200m)
Top Speed [km/h] (Section)	66.5 (1200m)
Race State	Finished

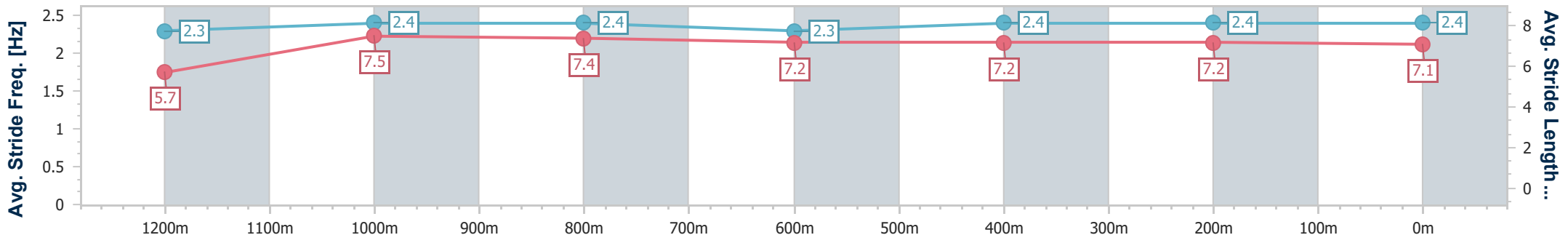
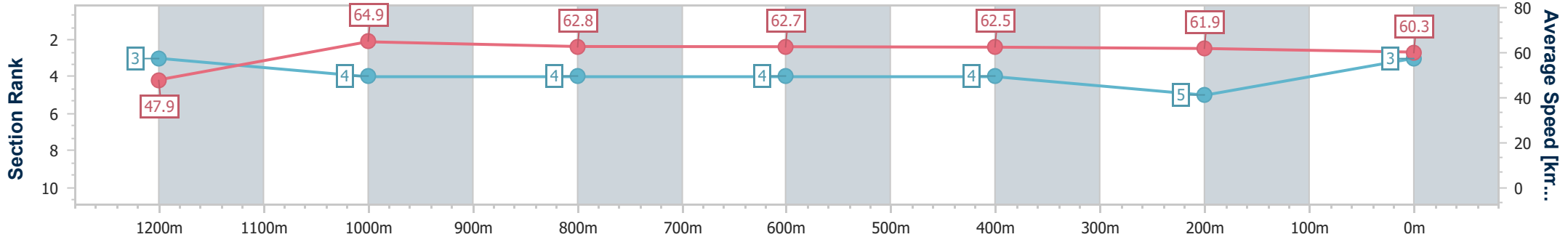


Ipswich QLD Professional
 Race 4: EASTER RACES 10 APRIL Colts, Geldings and Entires
 Maiden Plate - 1350m
 23 March 2023 - 14:47



Track Rating: Good 4, Weather: Fine, Rail Position: +3m Entire

Section	Overall	1200m	1000m	800m	600m	400m	200m
Section Times	1:20.59 [3] (0:11.30)	1:09.29 [3] (0:11.08)	0:58.21 [4] (0:11.51)	0:46.70 [4] (0:11.53)	0:35.17 [4] (0:11.55)	0:23.62 [4] (0:11.67)	0:11.95 [5] (0:11.95)
Average Speed [km/h]	47.9	64.9	62.8	62.7	62.5	61.9	60.3
Top Speed [km/h]	63.8	66.5	63.6	63.6	63.5	62.5	61.5
Avg. Dist. to Rail [m]	1.8	0.6	1.3	1.2	0.7	1.9	5.1
Avg. Stride Freq. [Hz]	2.3	2.4	2.4	2.3	2.4	2.4	2.4
Avg. Stride Length [m]	5.7	7.5	7.4	7.2	7.2	7.2	7.1



- [] Ranking at each section and finish
- .-.- No data available at this section
- NA No data available



Horse/Jockey Name	Whatta Whitt
Final Rank	4
Fastest Section Time (Section)	0:10.72 (1200m)
Top Speed [km/h] (Section)	68.5 (1200m)
Race State	Finished

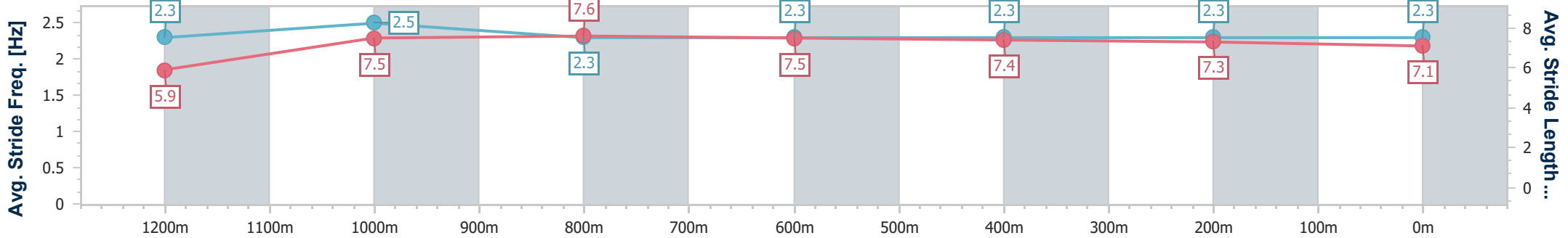
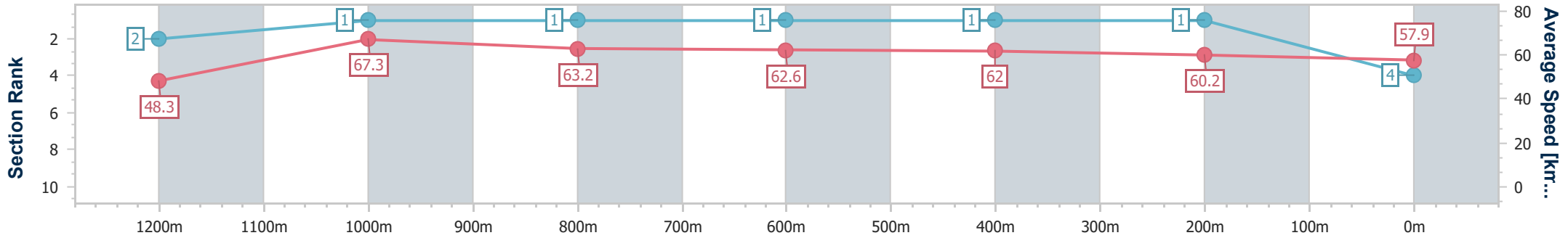


Ipswich QLD Professional
 Race 4: EASTER RACES 10 APRIL Colts, Geldings and Entires
 Maiden Plate - 1350m
 23 March 2023 - 14:47



Track Rating: Good 4, Weather: Fine, Rail Position: +3m Entire

Section	Overall	1200m	1000m	800m	600m	400m	200m
Section Times	1:20.81 [4] (0:11.22)	1:09.59 [2] (0:10.72)	0:58.87 [1] (0:11.42)	0:47.45 [1] (0:11.53)	0:35.92 [1] (0:11.60)	0:24.32 [1] (0:11.89)	0:12.43 [1] (0:12.43)
Average Speed [km/h]	48.3	67.3	63.2	62.6	62.0	60.2	57.9
Top Speed [km/h]	67.1	68.5	64.8	63.3	62.8	61.6	59.8
Avg. Dist. to Rail [m]	7.7	3.3	0.9	0.8	0.5	1.7	0.3
Avg. Stride Freq. [Hz]	2.3	2.5	2.3	2.3	2.3	2.3	2.3
Avg. Stride Length [m]	5.9	7.5	7.6	7.5	7.4	7.3	7.1



- [] Ranking at each section and finish
- .-.- No data available at this section
- NA No data available



Horse/Jockey Name	Big Ticket Boy
Final Rank	5
Fastest Section Time (Section)	0:10.90 (1200m)
Top Speed [km/h] (Section)	68.2 (1200m)
Race State	Finished

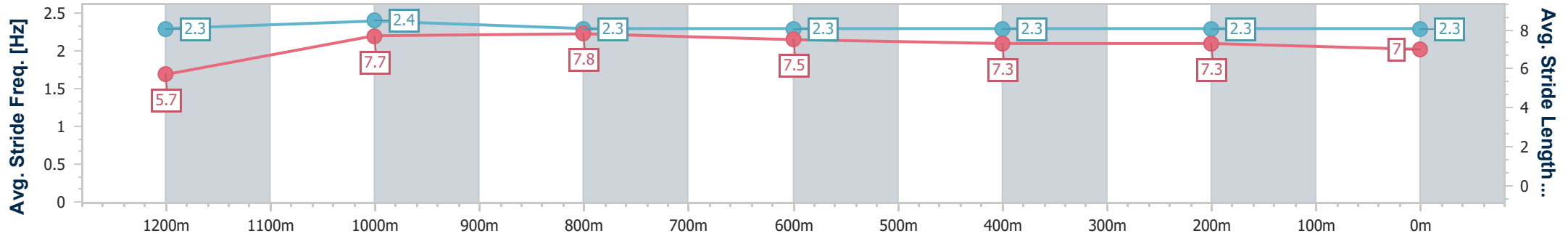
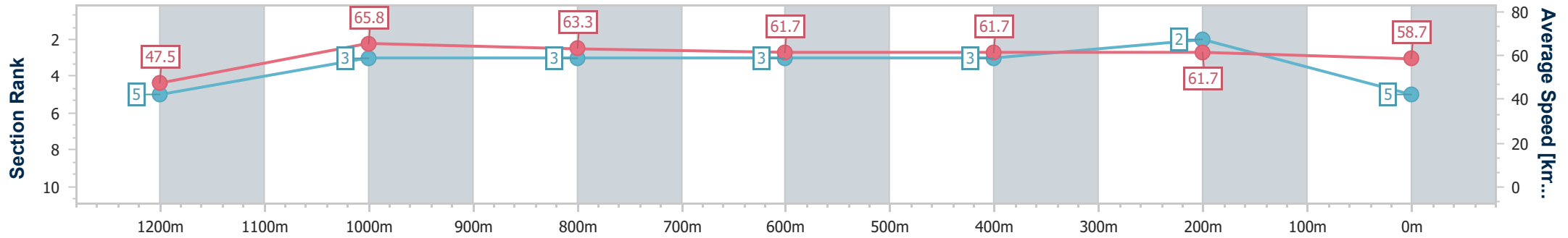


Ipswich QLD Professional
 Race 4: EASTER RACES 10 APRIL Colts, Geldings and Entires
 Maiden Plate - 1350m
 23 March 2023 - 14:47



Track Rating: Good 4, Weather: Fine, Rail Position: +3m Entire

Section	Overall	1200m	1000m	800m	600m	400m	200m
Section Times	1:20.83 [5] (0:11.40)	1:09.43 [5] (0:10.90)	0:58.53 [3] (0:11.30)	0:47.23 [3] (0:11.66)	0:35.57 [3] (0:11.64)	0:23.93 [3] (0:11.66)	0:12.27 [2] (0:12.27)
Average Speed [km/h]	47.5	65.8	63.3	61.7	61.7	61.7	58.7
Top Speed [km/h]	65.4	68.2	64.7	62.6	62.9	62.8	61.3
Avg. Dist. to Rail [m]	6.1	1.5	2.9	0.5	0.3	1.3	4.6
Avg. Stride Freq. [Hz]	2.3	2.4	2.3	2.3	2.3	2.3	2.3
Avg. Stride Length [m]	5.7	7.7	7.8	7.5	7.3	7.3	7.0



- [] Ranking at each section and finish
- .-.- No data available at this section
- NA No data available



Horse/Jockey Name	Sukiche
Final Rank	6
Fastest Section Time (Section)	0:11.00 (1200m)
Top Speed [km/h] (Section)	66.6 (1200m)
Race State	Finished

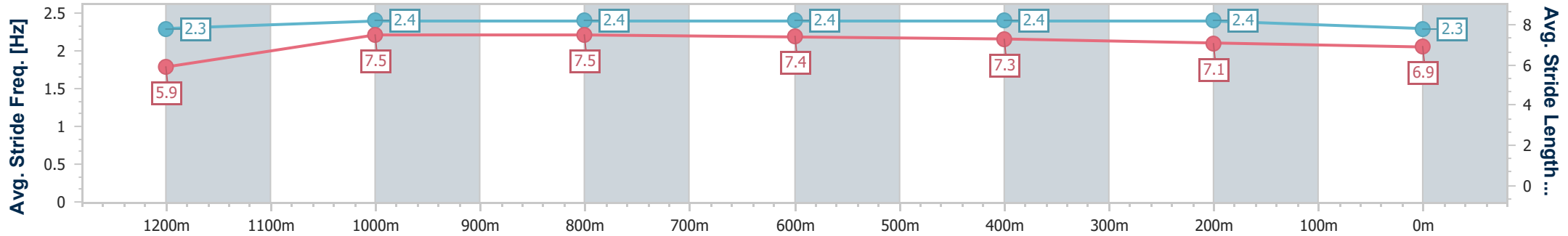
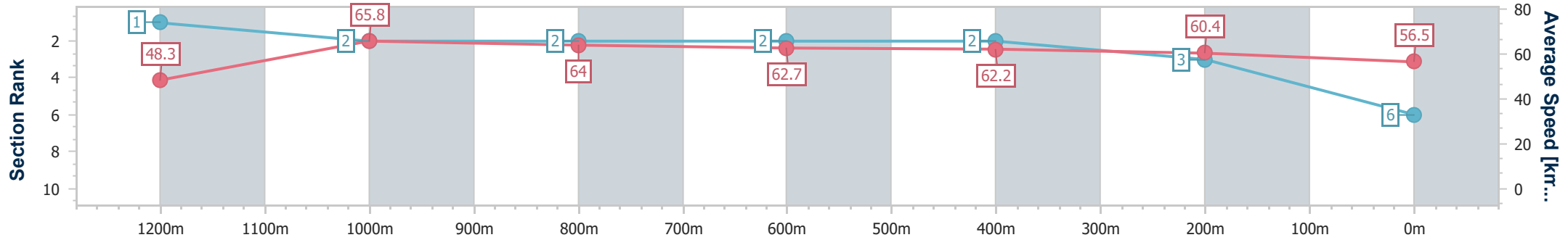


Ipswich QLD Professional
 Race 4: EASTER RACES 10 APRIL Colts, Geldings and Entires
 Maiden Plate - 1350m
 23 March 2023 - 14:47



Track Rating: Good 4, Weather: Fine, Rail Position: +3m Entire

Section	Overall	1200m	1000m	800m	600m	400m	200m
Section Times	1:21.34 [6] (0:11.18)	1:10.16 [1] (0:11.00)	0:59.16 [2] (0:11.31)	0:47.85 [2] (0:11.59)	0:36.26 [2] (0:11.59)	0:24.67 [2] (0:11.92)	0:12.75 [3] (0:12.75)
Average Speed [km/h]	48.3	65.8	64.0	62.7	62.2	60.4	56.5
Top Speed [km/h]	64.6	66.6	65.1	63.6	63.3	61.7	59.2
Avg. Dist. to Rail [m]	6.2	3.0	2.7	2.0	0.9	0.7	3.8
Avg. Stride Freq. [Hz]	2.3	2.4	2.4	2.4	2.4	2.4	2.3
Avg. Stride Length [m]	5.9	7.5	7.5	7.4	7.3	7.1	6.9



- [] Ranking at each section and finish
- .-.- No data available at this section
- NA No data available



Horse/Jockey Name	Chicane
Final Rank	7
Fastest Section Time (Section)	0:11.27 (1200m)
Top Speed [km/h] (Section)	66.7 (600m)
Race State	Finished

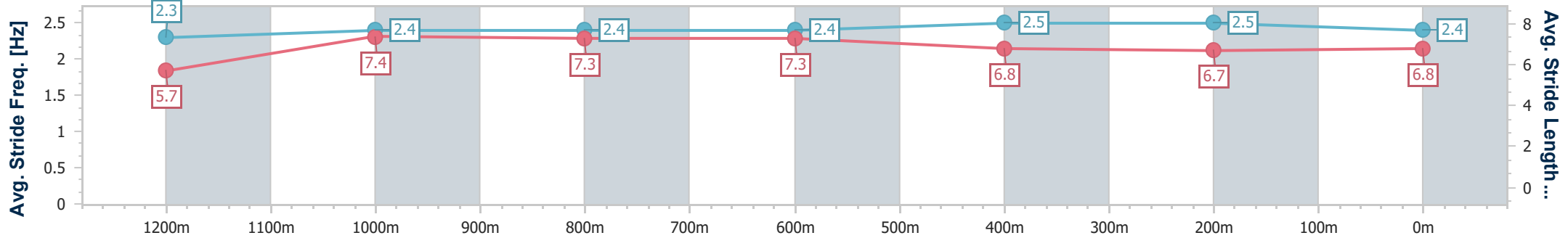
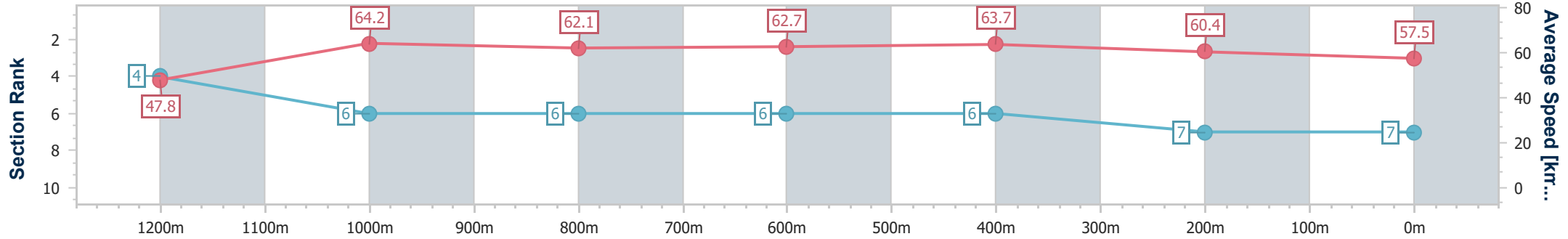


Ipswich QLD Professional
 Race 4: EASTER RACES 10 APRIL Colts, Geldings and Entires
 Maiden Plate - 1350m
 23 March 2023 - 14:47



Track Rating: Good 4, Weather: Fine, Rail Position: +3m Entire

Section	Overall	1200m	1000m	800m	600m	400m	200m
Section Times	1:21.68 [7] (0:11.30)	1:10.38 [4] (0:11.27)	0:59.11 [6] (0:11.63)	0:47.48 [6] (0:11.57)	0:35.91 [6] (0:11.36)	0:24.55 [6] (0:12.03)	0:12.52 [7] (0:12.52)
Average Speed [km/h]	47.8	64.2	62.1	62.7	63.7	60.4	57.5
Top Speed [km/h]	64.6	65.5	63.5	65.6	66.7	62.0	59.4
Avg. Dist. to Rail [m]	5.4	3.1	2.0	1.6	1.6	3.7	6.1
Avg. Stride Freq. [Hz]	2.3	2.4	2.4	2.4	2.5	2.5	2.4
Avg. Stride Length [m]	5.7	7.4	7.3	7.3	6.8	6.7	6.8



- [] Ranking at each section and finish
- .-.- No data available at this section
- NA No data available



Horse/Jockey Name	Gutho
Final Rank	8
Fastest Section Time (Section)	0:11.20 (1200m)
Top Speed [km/h] (Section)	65.4 (1200m)
Race State	Finished

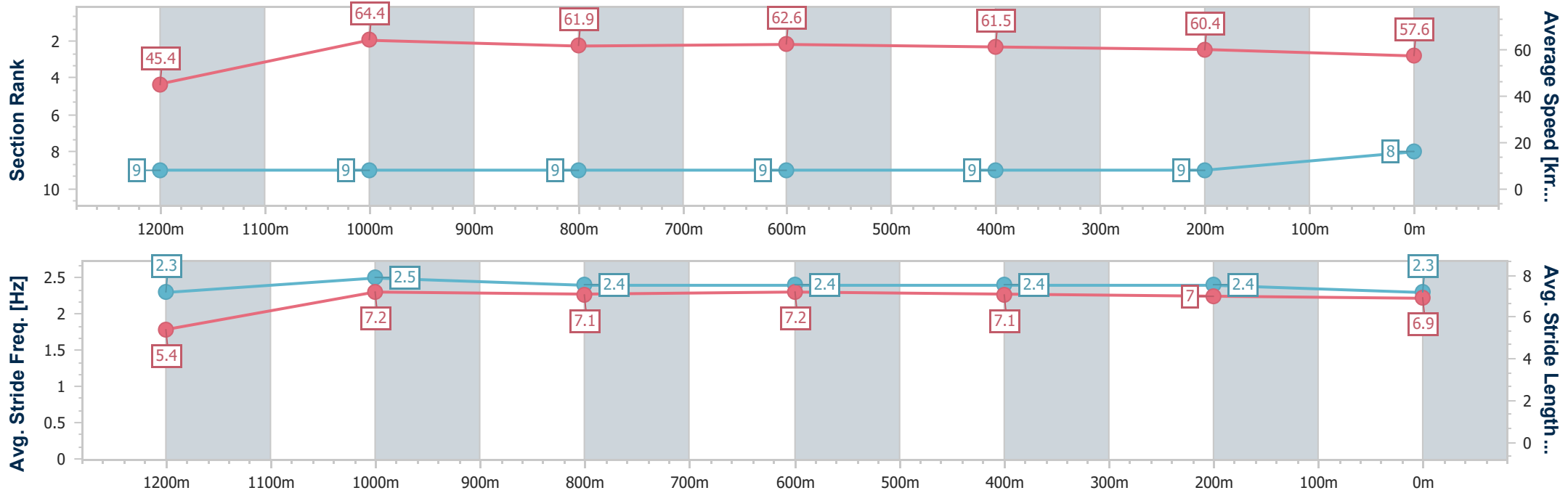


Ipswich QLD Professional
 Race 4: EASTER RACES 10 APRIL Colts, Geldings and Entires
 Maiden Plate - 1350m
 23 March 2023 - 14:47



Track Rating: Good 4, Weather: Fine, Rail Position: +3m Entire

Section	Overall	1200m	1000m	800m	600m	400m	200m
Section Times	1:22.49 [8] (0:11.90)	1:10.59 [9] (0:11.20)	0:59.39 [9] (0:11.65)	0:47.74 [9] (0:11.50)	0:36.24 [9] (0:11.76)	0:24.48 [9] (0:11.96)	0:12.52 [9] (0:12.52)
Average Speed [km/h]	45.4	64.4	61.9	62.6	61.5	60.4	57.6
Top Speed [km/h]	62.7	65.4	64.2	63.5	62.6	60.9	60.5
Avg. Dist. to Rail [m]	3.8	1.3	0.8	0.3	0.8	1.2	2.3
Avg. Stride Freq. [Hz]	2.3	2.5	2.4	2.4	2.4	2.4	2.3
Avg. Stride Length [m]	5.4	7.2	7.1	7.2	7.1	7.0	6.9



- [] Ranking at each section and finish
- .-.- No data available at this section
- NA No data available



Horse/Jockey Name	Misclick
Final Rank	9
Fastest Section Time (Section)	0:11.15 (1200m)
Top Speed [km/h] (Section)	65.1 (1200m)
Race State	Finished

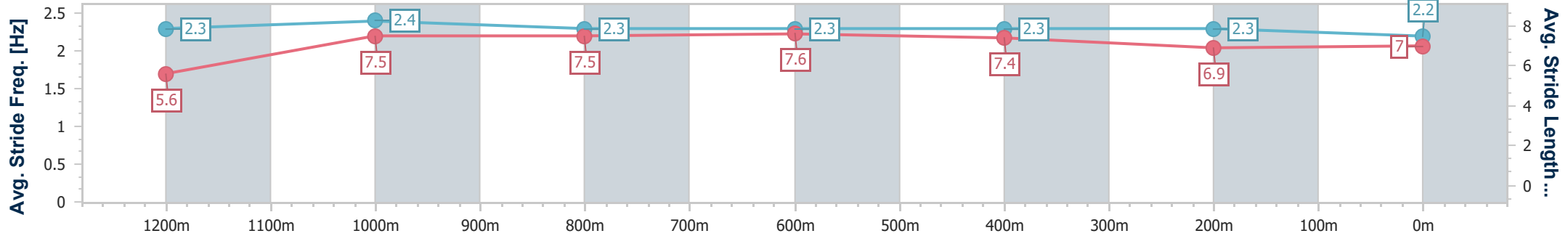
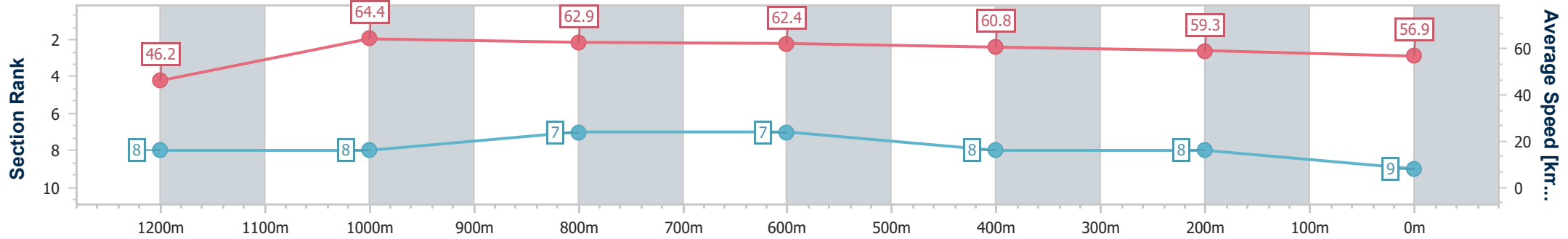


Ipswich QLD Professional
 Race 4: EASTER RACES 10 APRIL Colts, Geldings and Entires
 Maiden Plate - 1350m
 23 March 2023 - 14:47



Track Rating: Good 4, Weather: Fine, Rail Position: +3m Entire

Section	Overall	1200m	1000m	800m	600m	400m	200m
Section Times	1:22.53 [9] (0:11.70)	1:10.83 [8] (0:11.15)	0:59.68 [8] (0:11.45)	0:48.23 [7] (0:11.56)	0:36.67 [7] (0:11.88)	0:24.79 [8] (0:12.13)	0:12.66 [8]
Average Speed [km/h]	46.2	64.4	62.9	62.4	60.8	59.3	56.9
Top Speed [km/h]	64.0	65.1	63.9	62.9	62.4	59.9	58.8
Avg. Dist. to Rail [m]	0.7	0.6	0.7	0.6	1.0	0.2	0.3
Avg. Stride Freq. [Hz]	2.3	2.4	2.3	2.3	2.3	2.3	2.2
Avg. Stride Length [m]	5.6	7.5	7.5	7.6	7.4	6.9	7.0



- [] Ranking at each section and finish
- .-.- No data available at this section
- NA No data available