

# Ipswich QLD Professional

## Race 3: TAB Colts, Geldings and Entires Maiden Plate - 1350m

23 March 2023 - 14:12

Track Rating: Good 4, Weather: Fine, Rail Position: +3m Entire

| Section     |     |   |         |                     |                    |                          | Overall                  | 1200m                    | 1000m                    | 800m                     | 600m                     | 400m                 | Last 600m                 |
|-------------|-----|---|---------|---------------------|--------------------|--------------------------|--------------------------|--------------------------|--------------------------|--------------------------|--------------------------|----------------------|---------------------------|
| Field Times |     |   |         |                     |                    |                          | 1:20.59<br>(0:11.35)     | 1:09.24<br>(0:10.94)     | 0:58.30<br>(0:11.33)     | 0:46.97<br>(0:11.77)     | 0:35.20<br>(0:11.79)     | 0:23.41<br>(0:11.58) | 0:35.20                   |
| Rank        | TAB | Horse/Jockey                                | Barrier | Top Speed<br>[km/h] | Fastest<br>Section |                          |                          |                          |                          |                          |                          |                      | Distance<br>Travelled [m] |
| 1           | 9   | <b>ULTIMATE OUTCOME</b><br>Bailey Wheeler   | 6       | 66.1<br>1200m       | 0:11.11<br>1200m   | 1:20.59 [1]<br>(0:11.48) | 1:09.11 [3]<br>(0:11.11) | 0:58.00 [3]<br>(0:11.45) | 0:46.55 [3]<br>(0:11.60) | 0:34.95 [3]<br>(0:11.75) | 0:23.20 [3]<br>(0:11.51) | 0:34.95              |                           |
| 2           | 7   | <b>NAGAMIE</b><br>Sean Cormack              | 8       | 67.3<br>1200m       | 0:10.92<br>1200m   | 1:20.70 [2]<br>(0:11.46) | 1:09.24 [2]<br>(0:10.92) | 0:58.32 [2]<br>(0:11.42) | 0:46.90 [2]<br>(0:11.67) | 0:35.23 [2]<br>(0:11.76) | 0:23.47 [2]<br>(0:11.68) | 0:35.23              | +0                        |
| 3           | 6   | <b>KOZANI</b><br>Ben Thompson               | 4       | 66.6<br>1200m       | 0:10.94<br>1200m   | 1:20.77 [3]<br>(0:11.35) | 1:09.42 [1]<br>(0:10.94) | 0:58.48 [1]<br>(0:11.33) | 0:47.15 [1]<br>(0:11.77) | 0:35.38 [1]<br>(0:11.79) | 0:23.59 [1]<br>(0:11.58) | 0:35.38              | -4                        |
| 4           | 1   | <b>BIRMINGHAM</b><br>Jim Byrne              | 1       | 65.0<br>1200m       | 0:11.14<br>1200m   | 1:21.07 [4]<br>(0:11.51) | 1:09.56 [4]<br>(0:11.14) | 0:58.42 [4]<br>(0:11.46) | 0:46.96 [4]<br>(0:11.58) | 0:35.38 [4]<br>(0:11.78) | 0:23.60 [4]<br>(0:11.60) | 0:35.38              | -4                        |
| 5           | 4   | <b>JAKAT</b><br>Samantha Collett            | 3       | 65.3<br>1200m       | 0:11.36<br>1200m   | 1:21.08 [5]<br>(0:11.59) | 1:09.49 [5]<br>(0:11.36) | 0:58.13 [5]<br>(0:11.50) | 0:46.63 [5]<br>(0:11.48) | 0:35.15 [5]<br>(0:11.74) | 0:23.41 [5]<br>(0:11.61) | 0:35.15              | +0                        |
| 6           | 8   | <b>PUSH TURBO</b><br>Ryan Maloney           | 2       | 64.8<br>1200m       | 0:11.18<br>1200m   | 1:21.19 [6]<br>(0:11.86) | 1:09.33 [8]<br>(0:11.18) | 0:58.15 [6]<br>(0:11.44) | 0:46.71 [6]<br>(0:11.48) | 0:35.23 [6]<br>(0:11.77) | 0:23.46 [6]<br>(0:11.64) | 0:35.23              | -2                        |
| 7           | 3   | <b>FOXHOLE</b><br>Elione Chaves             | 5       | 64.2<br>1200m       | 0:11.38<br>1200m   | 1:22.45 [7]<br>(0:11.73) | 1:10.72 [7]<br>(0:11.38) | 0:59.34 [8]<br>(0:11.55) | 0:47.79 [7]<br>(0:11.61) | 0:36.18 [7]<br>(0:11.90) | 0:24.28 [7]<br>(0:12.03) | 0:36.18              | -3                        |
| 8           | 5   | <b>DREAM OF GIARDINI</b><br>Noriyuki Masuda | 9       | 63.8<br>1200m       | 0:11.45<br>1200m   | 1:23.89 [8]<br>(0:11.64) | 1:12.25 [6]<br>(0:11.45) | 1:00.80 [7]<br>(0:11.59) | 0:49.21 [8]<br>(0:11.67) | 0:37.54 [8]<br>(0:12.10) | 0:25.44 [8]<br>(0:12.56) | 0:37.54              | +2                        |

Scratched: Different Road (#2)

Track Rating: Good 4, Weather: Fine, Rail Position: +3m Entire

| Section     |     |   |         | 200m                 |                  |                          |         | Last 600m |                        |    |
|-------------|-----|---|---------|----------------------|------------------|--------------------------|---------|-----------|------------------------|----|
| Field Times |     |   |         | 0:11.83<br>(0:11.83) |                  |                          |         | 0:35.20   |                        |    |
| Rank        | TAB | Horse/Jockey                                | Barrier | Top Speed [km/h]     | Fastest Section  | Margin                   |         |           | Distance Travelled [m] |    |
| 1           | 9   | <b>ULTIMATE OUTCOME</b><br>Bailey Wheeler   | 6       | 66.1<br>1200m        | 0:11.11<br>1200m | 0:11.69 [2]<br>(0:11.69) | 1:20.59 |           | 0:34.95                |    |
| 2           | 7   | <b>NAGAMIE</b><br>Sean Cormack              | 8       | 67.3<br>1200m        | 0:10.92<br>1200m | 0:11.79 [3]<br>(0:11.79) | 0.5L    |           | 0:35.23                | +0 |
| 3           | 6   | <b>KOZANI</b><br>Ben Thompson               | 4       | 66.6<br>1200m        | 0:10.94<br>1200m | 0:12.01 [1]<br>(0:12.01) | 0.8L    |           | 0:35.38                | -4 |
| 4           | 1   | <b>BIRMINGHAM</b><br>Jim Byrne              | 1       | 65.0<br>1200m        | 0:11.14<br>1200m | 0:12.00 [4]<br>(0:12.00) | 2.6L    |           | 0:35.38                | -4 |
| 5           | 4   | <b>JAKAT</b><br>Samantha Collett            | 3       | 65.3<br>1200m        | 0:11.36<br>1200m | 0:11.80 [5]<br>(0:11.80) | 2.7L    |           | 0:35.15                | +0 |
| 6           | 8   | <b>PUSH TURBO</b><br>Ryan Maloney           | 2       | 64.8<br>1200m        | 0:11.18<br>1200m | 0:11.82 [6]<br>(0:11.82) | 3.2L    |           | 0:35.23                | -2 |
| 7           | 3   | <b>FOXHOLE</b><br>Elione Chaves             | 5       | 64.2<br>1200m        | 0:11.38<br>1200m | 0:12.25 [7]<br>(0:12.25) | 10.5L   |           | 0:36.18                | -3 |
| 8           | 5   | <b>DREAM OF GIARDINI</b><br>Noriyuki Masuda | 9       | 63.8<br>1200m        | 0:11.45<br>1200m | 0:12.88 [8]<br>(0:12.88) | 18.8L   |           | 0:37.54                | +2 |

Scratched: Different Road (#2)



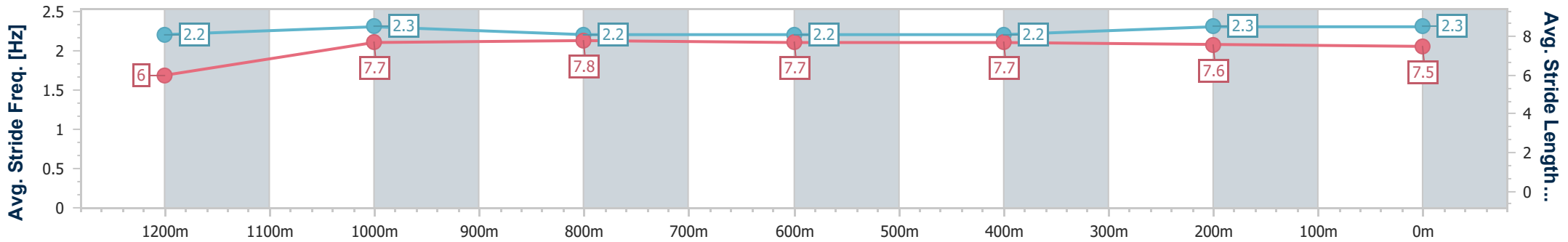
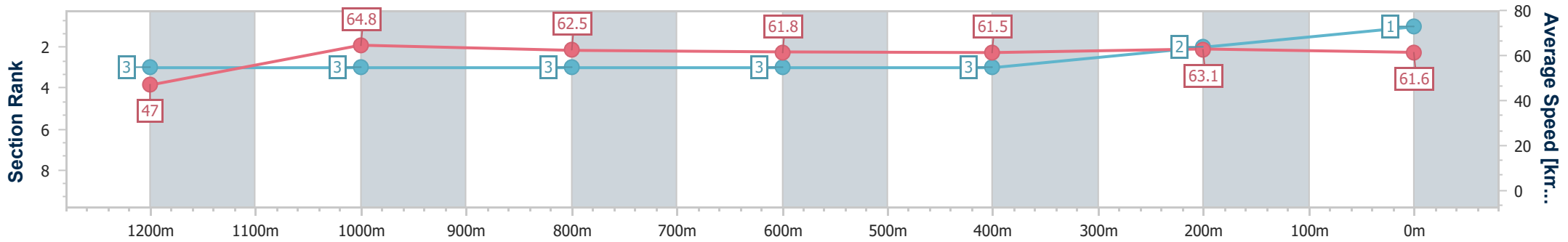
|                                |                  |
|--------------------------------|------------------|
| Horse/Jockey Name              | Ultimate Outcome |
| Final Rank                     | 1                |
| Fastest Section Time (Section) | 0:11.11 (1200m)  |
| Top Speed [km/h] (Section)     | 66.1 (1200m)     |
| Race State                     | Finished         |



Ipswich QLD Professional  
 Race 3: TAB Colts, Geldings and Entires Maiden Plate - 1350m  
 23 March 2023 - 14:12  
 Track Rating: Good 4, Weather: Fine, Rail Position: +3m Entire



| Section                | Overall                  | 1200m                    | 1000m                    | 800m                     | 600m                     | 400m                     | 200m                     |
|------------------------|--------------------------|--------------------------|--------------------------|--------------------------|--------------------------|--------------------------|--------------------------|
| Section Times          | 1:20.59 [1]<br>(0:11.48) | 1:09.11 [3]<br>(0:11.11) | 0:58.00 [3]<br>(0:11.45) | 0:46.55 [3]<br>(0:11.60) | 0:34.95 [3]<br>(0:11.75) | 0:23.20 [3]<br>(0:11.51) | 0:11.69 [2]<br>(0:11.69) |
| Average Speed [km/h]   | 47.0                     | 64.8                     | 62.5                     | 61.8                     | 61.5                     | 63.1                     | 61.6                     |
| Top Speed [km/h]       | 63.5                     | 66.1                     | 64.9                     | 62.5                     | 63.0                     | 63.9                     | 63.8                     |
| Avg. Dist. to Rail [m] | 4.0                      | 0.6                      | 1.9                      | 1.2                      | 0.6                      | 3.3                      | 4.8                      |
| Avg. Stride Freq. [Hz] | 2.2                      | 2.3                      | 2.2                      | 2.2                      | 2.2                      | 2.3                      | 2.3                      |
| Avg. Stride Length [m] | 6.0                      | 7.7                      | 7.8                      | 7.7                      | 7.7                      | 7.6                      | 7.5                      |



- [ ] Ranking at each section and finish
- .-.- No data available at this section
- NA No data available



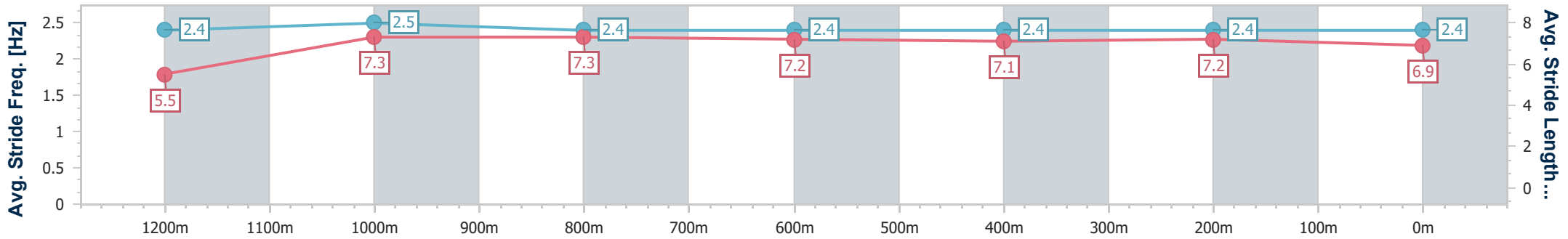
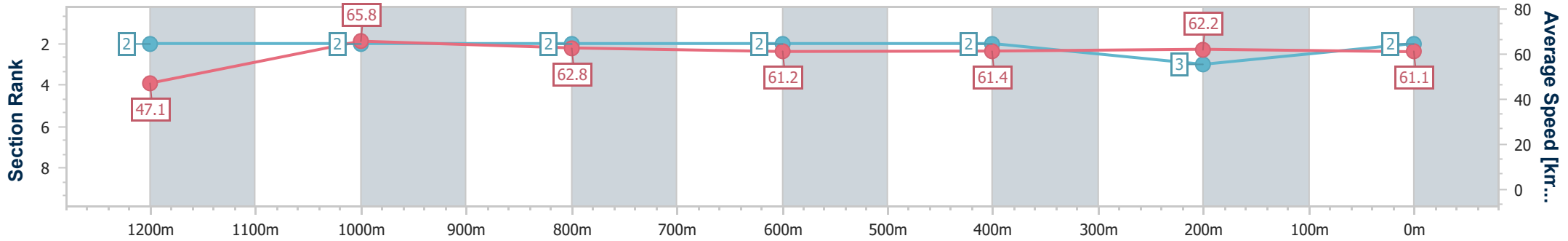
|                                |                 |
|--------------------------------|-----------------|
| Horse/Jockey Name              | Nagamie         |
| Final Rank                     | 2               |
| Fastest Section Time (Section) | 0:10.92 (1200m) |
| Top Speed [km/h] (Section)     | 67.3 (1200m)    |
| Race State                     | Finished        |



Ipswich QLD Professional  
 Race 3: TAB Colts, Geldings and Entires Maiden Plate - 1350m  
 23 March 2023 - 14:12  
 Track Rating: Good 4, Weather: Fine, Rail Position: +3m Entire



| Section                | Overall                  | 1200m                    | 1000m                    | 800m                     | 600m                     | 400m                     | 200m                     |
|------------------------|--------------------------|--------------------------|--------------------------|--------------------------|--------------------------|--------------------------|--------------------------|
| Section Times          | 1:20.70 [2]<br>(0:11.46) | 1:09.24 [2]<br>(0:10.92) | 0:58.32 [2]<br>(0:11.42) | 0:46.90 [2]<br>(0:11.67) | 0:35.23 [2]<br>(0:11.76) | 0:23.47 [2]<br>(0:11.68) | 0:11.79 [3]<br>(0:11.79) |
| Average Speed [km/h]   | 47.1                     | 65.8                     | 62.8                     | 61.2                     | 61.4                     | 62.2                     | 61.1                     |
| Top Speed [km/h]       | 63.2                     | 67.3                     | 65.0                     | 63.3                     | 61.7                     | 63.0                     | 62.4                     |
| Avg. Dist. to Rail [m] | 5.1                      | 0.8                      | 1.8                      | 1.6                      | 0.6                      | 2.7                      | 2.9                      |
| Avg. Stride Freq. [Hz] | 2.4                      | 2.5                      | 2.4                      | 2.4                      | 2.4                      | 2.4                      | 2.4                      |
| Avg. Stride Length [m] | 5.5                      | 7.3                      | 7.3                      | 7.2                      | 7.1                      | 7.2                      | 6.9                      |



- [ ] Ranking at each section and finish
- .-.- No data available at this section
- NA No data available



|                                |                 |
|--------------------------------|-----------------|
| Horse/Jockey Name              | Kozani          |
| Final Rank                     | 3               |
| Fastest Section Time (Section) | 0:10.94 (1200m) |
| Top Speed [km/h] (Section)     | 66.6 (1200m)    |
| Race State                     | Finished        |



### Ipswich QLD Professional

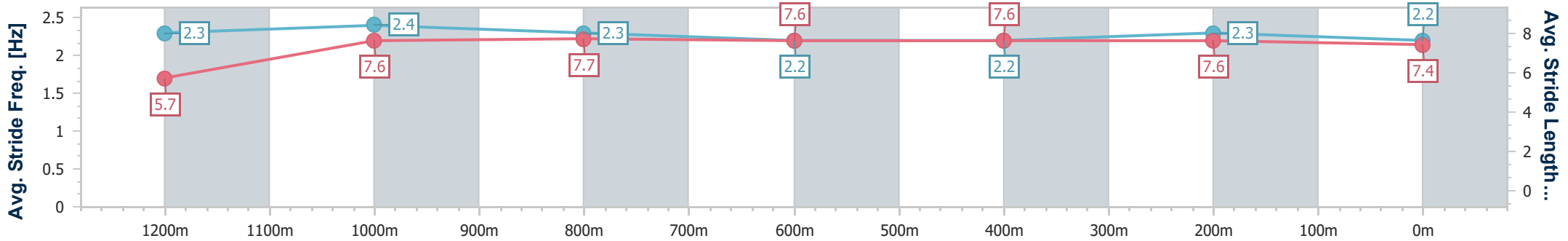
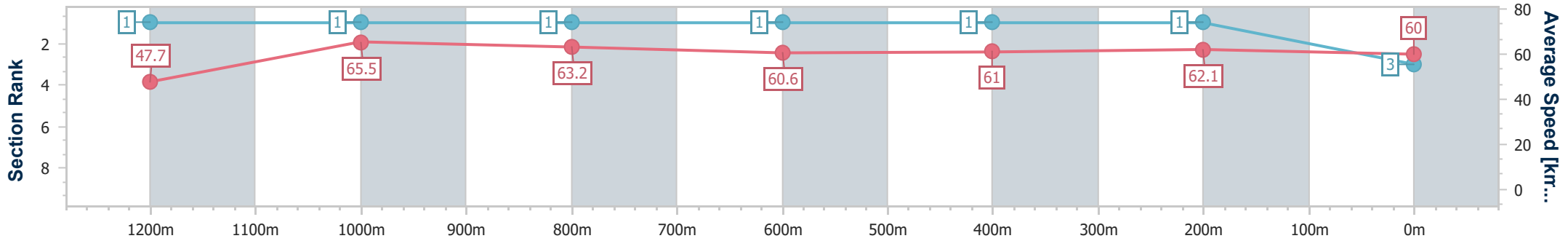
Race 3: TAB Colts, Geldings and Entires Maiden Plate - 1350m



23 March 2023 - 14:12

Track Rating: Good 4, Weather: Fine, Rail Position: +3m Entire

| Section                | Overall                  | 1200m                    | 1000m                    | 800m                     | 600m                     | 400m                     | 200m                     |
|------------------------|--------------------------|--------------------------|--------------------------|--------------------------|--------------------------|--------------------------|--------------------------|
| Section Times          | 1:20.77 [3]<br>(0:11.35) | 1:09.42 [1]<br>(0:10.94) | 0:58.48 [1]<br>(0:11.33) | 0:47.15 [1]<br>(0:11.77) | 0:35.38 [1]<br>(0:11.79) | 0:23.59 [1]<br>(0:11.58) | 0:12.01 [1]<br>(0:12.01) |
| Average Speed [km/h]   | 47.7                     | 65.5                     | 63.2                     | 60.6                     | 61.0                     | 62.1                     | 60.0                     |
| Top Speed [km/h]       | 63.0                     | 66.6                     | 65.0                     | 61.9                     | 62.8                     | 62.8                     | 61.7                     |
| Avg. Dist. to Rail [m] | 2.2                      | 1.5                      | 2.7                      | 2.0                      | 0.8                      | 0.3                      | 0.3                      |
| Avg. Stride Freq. [Hz] | 2.3                      | 2.4                      | 2.3                      | 2.2                      | 2.2                      | 2.3                      | 2.2                      |
| Avg. Stride Length [m] | 5.7                      | 7.6                      | 7.7                      | 7.6                      | 7.6                      | 7.6                      | 7.4                      |



- [ ] Ranking at each section and finish
- .-.- No data available at this section
- NA No data available



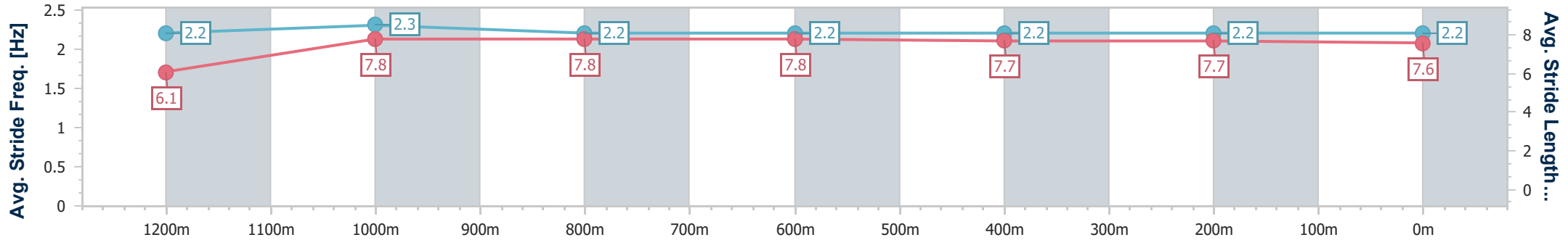
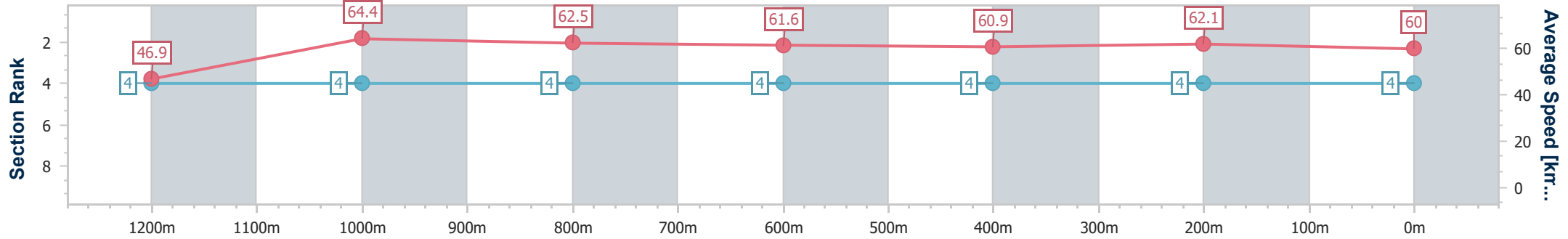
|                                |                 |
|--------------------------------|-----------------|
| Horse/Jockey Name              | Birmingham      |
| Final Rank                     | 4               |
| Fastest Section Time (Section) | 0:11.14 (1200m) |
| Top Speed [km/h] (Section)     | 65.0 (1200m)    |
| Race State                     | Finished        |



Ipswich QLD Professional  
 Race 3: TAB Colts, Geldings and Entires Maiden Plate - 1350m  
 23 March 2023 - 14:12  
 Track Rating: Good 4, Weather: Fine, Rail Position: +3m Entire



| Section                | Overall                  | 1200m                    | 1000m                    | 800m                     | 600m                     | 400m                     | 200m                     |
|------------------------|--------------------------|--------------------------|--------------------------|--------------------------|--------------------------|--------------------------|--------------------------|
| Section Times          | 1:21.07 [4]<br>(0:11.51) | 1:09.56 [4]<br>(0:11.14) | 0:58.42 [4]<br>(0:11.46) | 0:46.96 [4]<br>(0:11.58) | 0:35.38 [4]<br>(0:11.78) | 0:23.60 [4]<br>(0:11.60) | 0:12.00 [4]<br>(0:12.00) |
| Average Speed [km/h]   | 46.9                     | 64.4                     | 62.5                     | 61.6                     | 60.9                     | 62.1                     | 60.0                     |
| Top Speed [km/h]       | 63.6                     | 65.0                     | 64.0                     | 62.4                     | 62.3                     | 62.5                     | 61.6                     |
| Avg. Dist. to Rail [m] | 1.2                      | 1.7                      | 2.1                      | 2.1                      | 1.0                      | 0.6                      | 2.0                      |
| Avg. Stride Freq. [Hz] | 2.2                      | 2.3                      | 2.2                      | 2.2                      | 2.2                      | 2.2                      | 2.2                      |
| Avg. Stride Length [m] | 6.1                      | 7.8                      | 7.8                      | 7.8                      | 7.7                      | 7.7                      | 7.6                      |



- [ ] Ranking at each section and finish
- .-.- No data available at this section
- NA No data available



|                                |                 |
|--------------------------------|-----------------|
| Horse/Jockey Name              | Jakat           |
| Final Rank                     | 5               |
| Fastest Section Time (Section) | 0:11.36 (1200m) |
| Top Speed [km/h] (Section)     | 65.3 (1200m)    |
| Race State                     | Finished        |



### Ipswich QLD Professional

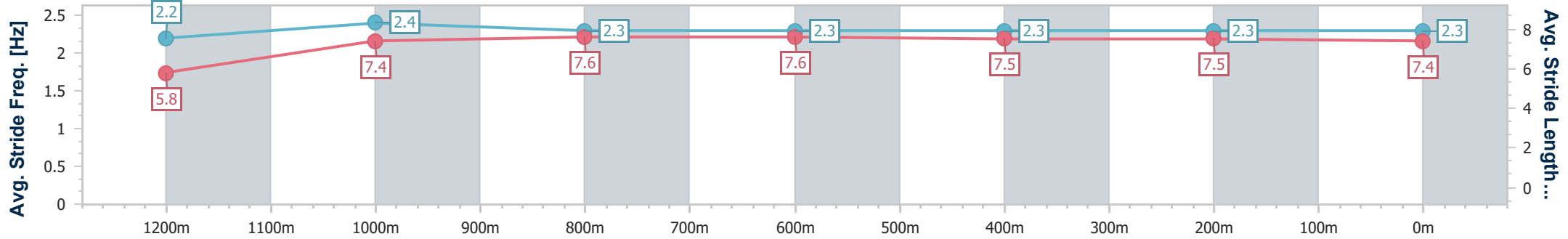
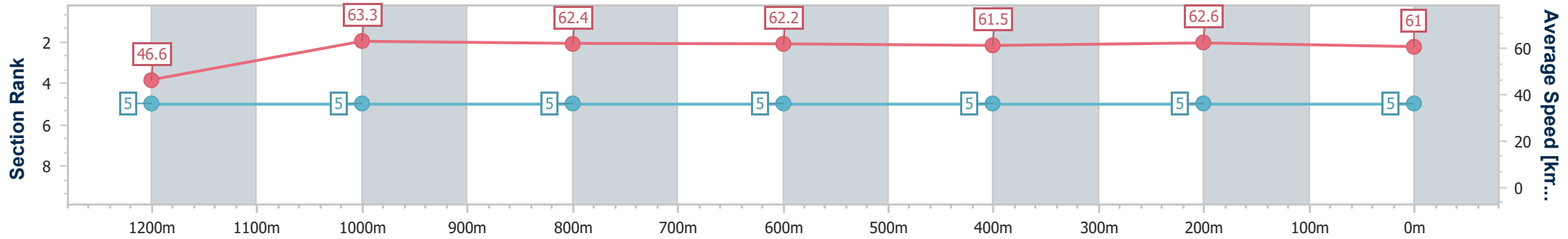
Race 3: TAB Colts, Geldings and Entires Maiden Plate - 1350m



23 March 2023 - 14:12

Track Rating: Good 4, Weather: Fine, Rail Position: +3m Entire

| Section                | Overall                  | 1200m                    | 1000m                    | 800m                     | 600m                     | 400m                     | 200m                     |
|------------------------|--------------------------|--------------------------|--------------------------|--------------------------|--------------------------|--------------------------|--------------------------|
| Section Times          | 1:21.08 [5]<br>(0:11.59) | 1:09.49 [5]<br>(0:11.36) | 0:58.13 [5]<br>(0:11.50) | 0:46.63 [5]<br>(0:11.48) | 0:35.15 [5]<br>(0:11.74) | 0:23.41 [5]<br>(0:11.61) | 0:11.80 [5]<br>(0:11.80) |
| Average Speed [km/h]   | 46.6                     | 63.3                     | 62.4                     | 62.2                     | 61.5                     | 62.6                     | 61.0                     |
| Top Speed [km/h]       | 63.5                     | 65.3                     | 63.8                     | 63.3                     | 62.6                     | 63.2                     | 62.5                     |
| Avg. Dist. to Rail [m] | 2.0                      | 0.5                      | 1.7                      | 1.5                      | 0.6                      | 3.5                      | 5.6                      |
| Avg. Stride Freq. [Hz] | 2.2                      | 2.4                      | 2.3                      | 2.3                      | 2.3                      | 2.3                      | 2.3                      |
| Avg. Stride Length [m] | 5.8                      | 7.4                      | 7.6                      | 7.6                      | 7.5                      | 7.5                      | 7.4                      |



- [ ] Ranking at each section and finish
- .-.- No data available at this section
- NA No data available



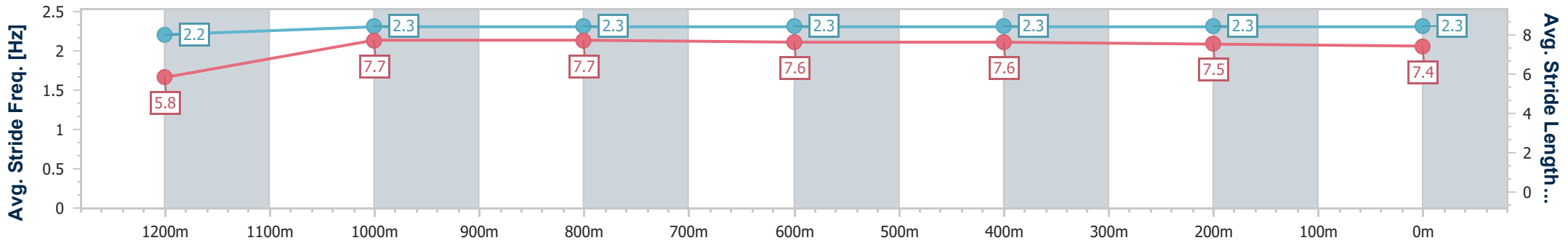
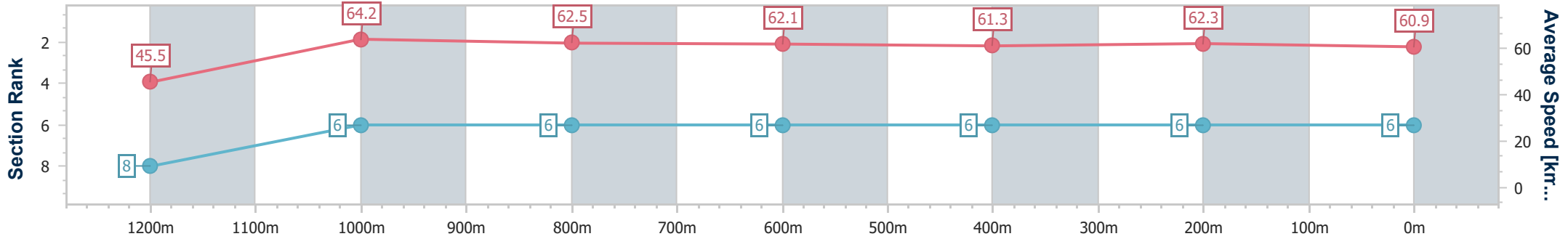
|                                |                 |
|--------------------------------|-----------------|
| Horse/Jockey Name              | Push Turbo      |
| Final Rank                     | 6               |
| Fastest Section Time (Section) | 0:11.18 (1200m) |
| Top Speed [km/h] (Section)     | 64.8 (1200m)    |
| Race State                     | Finished        |



Ipswich QLD Professional  
 Race 3: TAB Colts, Geldings and Entires Maiden Plate - 1350m  
 23 March 2023 - 14:12  
 Track Rating: Good 4, Weather: Fine, Rail Position: +3m Entire



| Section                | Overall                  | 1200m                    | 1000m                    | 800m                     | 600m                     | 400m                     | 200m                     |
|------------------------|--------------------------|--------------------------|--------------------------|--------------------------|--------------------------|--------------------------|--------------------------|
| Section Times          | 1:21.19 [6]<br>(0:11.86) | 1:09.33 [8]<br>(0:11.18) | 0:58.15 [6]<br>(0:11.44) | 0:46.71 [6]<br>(0:11.48) | 0:35.23 [6]<br>(0:11.77) | 0:23.46 [6]<br>(0:11.64) | 0:11.82 [6]<br>(0:11.82) |
| Average Speed [km/h]   | 45.5                     | 64.2                     | 62.5                     | 62.1                     | 61.3                     | 62.3                     | 60.9                     |
| Top Speed [km/h]       | 63.4                     | 64.8                     | 64.7                     | 63.4                     | 62.4                     | 62.9                     | 62.6                     |
| Avg. Dist. to Rail [m] | 1.3                      | 2.5                      | 2.8                      | 2.0                      | 0.5                      | 2.7                      | 4.0                      |
| Avg. Stride Freq. [Hz] | 2.2                      | 2.3                      | 2.3                      | 2.3                      | 2.3                      | 2.3                      | 2.3                      |
| Avg. Stride Length [m] | 5.8                      | 7.7                      | 7.7                      | 7.6                      | 7.6                      | 7.5                      | 7.4                      |



- [ ] Ranking at each section and finish
- .-.- No data available at this section
- NA No data available





|                                |                 |
|--------------------------------|-----------------|
| Horse/Jockey Name              | Foxhole         |
| Final Rank                     | 7               |
| Fastest Section Time (Section) | 0:11.38 (1200m) |
| Top Speed [km/h] (Section)     | 64.2 (1200m)    |
| Race State                     | Finished        |



### Ipswich QLD Professional

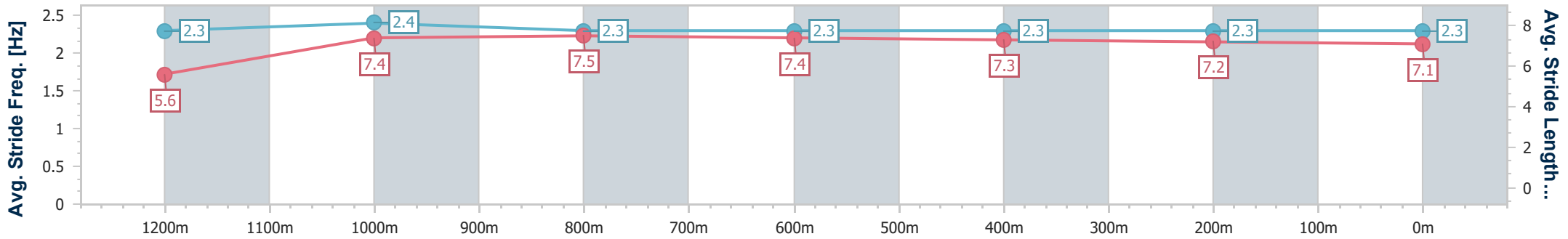
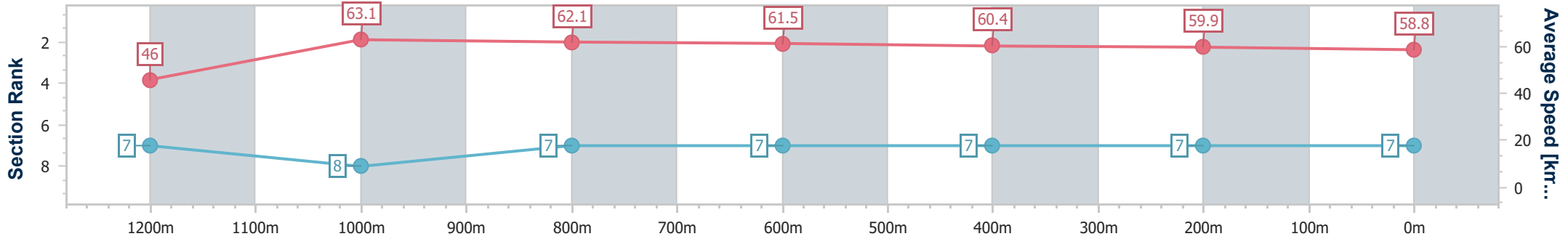
Race 3: TAB Colts, Geldings and Entires Maiden Plate - 1350m



23 March 2023 - 14:12

Track Rating: Good 4, Weather: Fine, Rail Position: +3m Entire

| Section                | Overall                  | 1200m                    | 1000m                    | 800m                     | 600m                     | 400m                     | 200m                     |
|------------------------|--------------------------|--------------------------|--------------------------|--------------------------|--------------------------|--------------------------|--------------------------|
| Section Times          | 1:22.45 [7]<br>(0:11.73) | 1:10.72 [7]<br>(0:11.38) | 0:59.34 [8]<br>(0:11.55) | 0:47.79 [7]<br>(0:11.61) | 0:36.18 [7]<br>(0:11.90) | 0:24.28 [7]<br>(0:12.03) | 0:12.25 [7]<br>(0:12.25) |
| Average Speed [km/h]   | 46.0                     | 63.1                     | 62.1                     | 61.5                     | 60.4                     | 59.9                     | 58.8                     |
| Top Speed [km/h]       | 62.8                     | 64.2                     | 63.4                     | 62.4                     | 60.8                     | 61.1                     | 60.2                     |
| Avg. Dist. to Rail [m] | 3.1                      | 0.7                      | 1.9                      | 2.1                      | 0.4                      | 0.9                      | 2.9                      |
| Avg. Stride Freq. [Hz] | 2.3                      | 2.4                      | 2.3                      | 2.3                      | 2.3                      | 2.3                      | 2.3                      |
| Avg. Stride Length [m] | 5.6                      | 7.4                      | 7.5                      | 7.4                      | 7.3                      | 7.2                      | 7.1                      |



- [ ] Ranking at each section and finish
- .-.- No data available at this section
- NA No data available



|                                |                   |
|--------------------------------|-------------------|
| Horse/Jockey Name              | Dream Of Giardini |
| Final Rank                     | 8                 |
| Fastest Section Time (Section) | 0:11.45 (1200m)   |
| Top Speed [km/h] (Section)     | 63.8 (1200m)      |
| Race State                     | Finished          |



### Ipswich QLD Professional

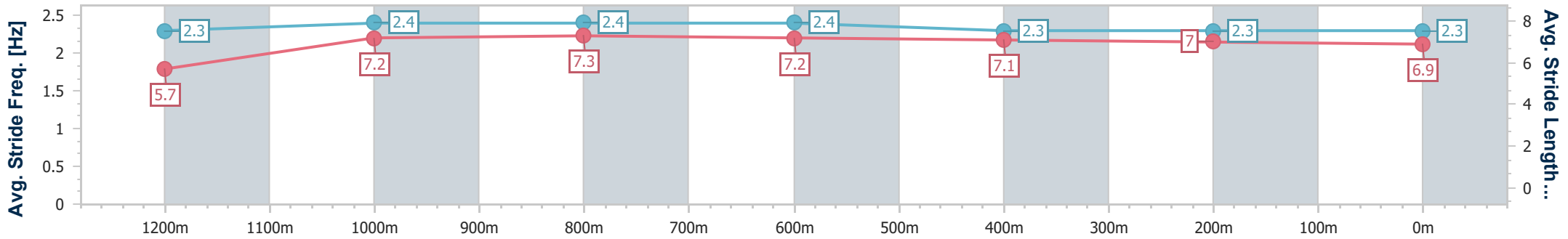
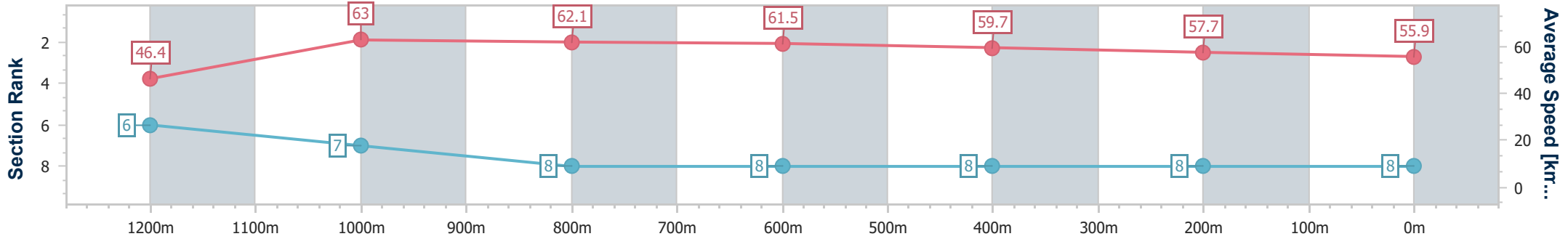
Race 3: TAB Colts, Geldings and Entires Maiden Plate - 1350m



23 March 2023 - 14:12

Track Rating: Good 4, Weather: Fine, Rail Position: +3m Entire

| Section                | Overall                  | 1200m                    | 1000m                    | 800m                     | 600m                     | 400m                     | 200m                     |
|------------------------|--------------------------|--------------------------|--------------------------|--------------------------|--------------------------|--------------------------|--------------------------|
| Section Times          | 1:23.89 [8]<br>(0:11.64) | 1:12.25 [6]<br>(0:11.45) | 1:00.80 [7]<br>(0:11.59) | 0:49.21 [8]<br>(0:11.67) | 0:37.54 [8]<br>(0:12.10) | 0:25.44 [8]<br>(0:12.56) | 0:12.88 [8]<br>(0:12.88) |
| Average Speed [km/h]   | 46.4                     | 63.0                     | 62.1                     | 61.5                     | 59.7                     | 57.7                     | 55.9                     |
| Top Speed [km/h]       | 62.0                     | 63.8                     | 63.0                     | 62.2                     | 61.4                     | 58.8                     | 57.1                     |
| Avg. Dist. to Rail [m] | 7.0                      | 1.4                      | 0.4                      | 0.7                      | 0.8                      | 1.8                      | 2.5                      |
| Avg. Stride Freq. [Hz] | 2.3                      | 2.4                      | 2.4                      | 2.4                      | 2.3                      | 2.3                      | 2.3                      |
| Avg. Stride Length [m] | 5.7                      | 7.2                      | 7.3                      | 7.2                      | 7.1                      | 7.0                      | 6.9                      |



- [ ] Ranking at each section and finish
- .-.- No data available at this section
- NA No data available