

Track Rating: Good 4, Weather: Fine, Rail Position: +3m Entire

Section		Overall	1400m	1200m	1000m	800m	600m	400m	Last 600m				
Field Times		1:42.34 (0:18.66)	1:23.68 (0:11.48)	1:12.20 (0:11.94)	1:00.26 (0:12.32)	0:47.94 (0:12.29)	0:35.65 (0:11.96)	0:23.69 (0:11.82)	0:35.65				
Rank	TAB Horse/Jockey	Barrier	Top Speed [km/h]	Fastest Section									Distance Travelled [m]
1	5 <b>EASIER SAID</b> Ben Thompson	2	62.8 1400m	0:11.61 1400m	1:42.34 [1] (0:19.02)	1:23.32 [3] (0:11.61)	1:11.71 [3] (0:12.02)	0:59.69 [3] (0:12.29)	0:47.40 [3] (0:12.06)	0:35.34 [3] (0:11.80)	0:23.54 [3] (0:11.72)	0:35.34	
2	2 <b>ART HEIST</b> Jim Byrne	6	63.3 Overall	0:11.68 1400m	1:42.45 [2] (0:19.33)	1:23.12 [7] (0:11.68)	1:11.44 [7] (0:12.05)	0:59.39 [5] (0:12.25)	0:47.14 [6] (0:11.92)	0:35.22 [5] (0:11.74)	0:23.48 [5] (0:11.68)	0:35.22	-4
3	7 <b>EDGE OF DARKNESS</b> Samantha Collett	4	64.3 Overall	0:11.47 1400m	1:42.60 [3] (0:18.89)	1:23.71 [2] (0:11.47)	1:12.24 [2] (0:12.00)	1:00.24 [2] (0:12.31)	0:47.93 [2] (0:12.14)	0:35.79 [2] (0:11.85)	0:23.94 [2] (0:11.81)	0:35.79	-3
4	6 <b>ZATTASTAR</b> Cody Collis	5	64.8 Overall	0:11.55 1400m	1:42.74 [4] (0:19.18)	1:23.56 [5] (0:11.55)	1:12.01 [4] (0:12.02)	0:59.99 [4] (0:12.23)	0:47.76 [4] (0:12.04)	0:35.72 [4] (0:11.84)	0:23.88 [4] (0:11.84)	0:35.72	-8
5	1 <b>VAIN FOX</b> Bailey Wheeler	1	65.2 Overall	0:11.48 1400m	1:42.79 [5] (0:18.66)	1:24.13 [1] (0:11.48)	1:12.65 [1] (0:11.94)	1:00.71 [1] (0:12.32)	0:48.39 [1] (0:12.29)	0:36.10 [1] (0:11.96)	0:24.14 [1] (0:11.91)	0:36.10	-6
6	3 <b>CORDYCEPS MIRACLE</b> Damien Thornton	3	63.9 Overall	0:11.73 400m	1:42.84 [6] (0:19.24)	1:23.60 [6] (0:11.76)	1:11.84 [6] (0:12.08)	0:59.76 [6] (0:12.27)	0:47.49 [7] (0:12.03)	0:35.46 [7] (0:11.85)	0:23.61 [6] (0:11.73)	0:35.46	+2
7	4 <b>JAZZ</b> Tessa Townsend	7	64.5 Overall	0:11.80 1400m	1:44.01 [7] (0:19.16)	1:24.85 [4] (0:11.80)	1:13.05 [5] (0:12.12)	1:00.93 [7] (0:12.22)	0:48.71 [5] (0:11.99)	0:36.72 [6] (0:12.01)	0:24.71 [7] (0:12.31)	0:36.72	+7

Track Rating: Good 4, Weather: Fine, Rail Position: +3m Entire

Section				200m				Last 600m		
Field Times				0:11.87 (0:11.87)				0:35.65		
Rank	TAB	Horse/Jockey	Barrier	Top Speed [km/h]	Fastest Section	Margin			Distance Travelled [m]	
1	5	<b>EASIER SAID</b> Ben Thompson	2	62.8 1400m	0:11.61 1400m	0:11.82 [2] (0:11.82)	1:42.34		0:35.34	
2	2	<b>ART HEIST</b> Jim Byrne	6	63.3 Overall	0:11.68 1400m	0:11.80 [4] (0:11.80)	0.5L		0:35.22	-4
3	7	<b>EDGE OF DARKNESS</b> Samantha Collett	4	64.3 Overall	0:11.47 1400m	0:12.13 [1] (0:12.13)	1.3L		0:35.79	-3
4	6	<b>ZATTASTAR</b> Cody Collis	5	64.8 Overall	0:11.55 1400m	0:12.04 [5] (0:12.04)	2.1L		0:35.72	-8
5	1	<b>VAIN FOX</b> Bailey Wheeler	1	65.2 Overall	0:11.48 1400m	0:12.23 [3] (0:12.23)	2.3L		0:36.10	-6
6	3	<b>CORDYCEPS MIRACLE</b> Damien Thornton	3	63.9 Overall	0:11.73 400m	0:11.88 [6] (0:11.88)	2.5L		0:35.46	+2
7	4	<b>JAZZ</b> Tessa Townsend	7	64.5 Overall	0:11.80 1400m	0:12.40 [7] (0:12.40)	9.3L		0:36.72	+7



Horse/Jockey Name	Easier Said
Final Rank	1
Fastest Section Time (Section)	0:11.61 (1400m)
Top Speed [km/h] (Section)	62.8 (1400m)
Race State	Finished



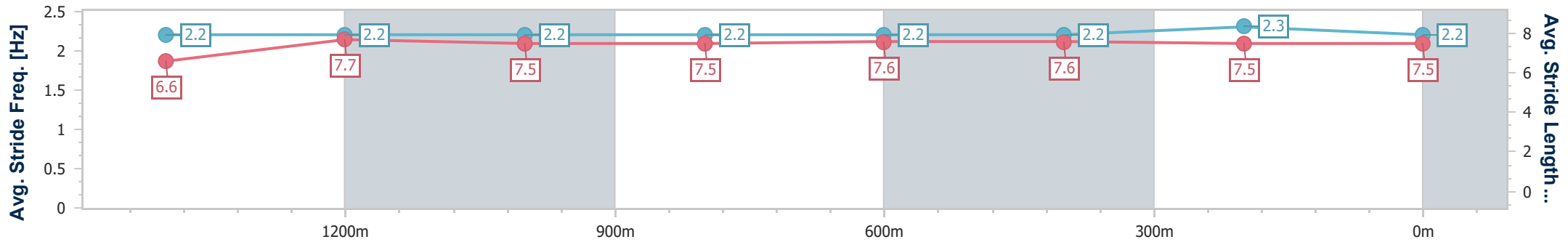
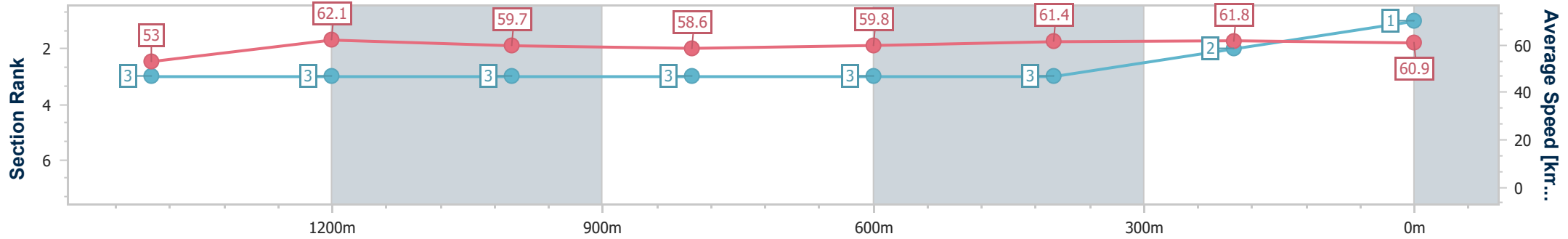
Ipswich QLD Professional  
 Race 2: THE BARN FAMILY RESTAURANT Class 1 Handicap - 1680m



23 March 2023 - 13:33

Track Rating: Good 4, Weather: Fine, Rail Position: +3m Entire

Section	Overall	1400m	1200m	1000m	800m	600m	400m	200m					
Section Times	1:42.34 [1] (0:19.02)	1:23.32 [3] (0:11.61)	1:11.71 [3] (0:12.02)	0:59.69 [3] (0:12.29)	0:47.40 [3] (0:12.06)	0:35.34 [3] (0:11.80)	0:23.54 [3] (0:11.72)	0:11.82 [2] (0:11.82)					
Average Speed [km/h]	53.0	62.1	59.7	58.6	59.8	61.4	61.8	60.9					
Top Speed [km/h]	62.6	62.8	61.1	59.0	61.0	62.1	62.3	62.4					
Avg. Dist. to Rail [m]	2.0	0.3	0.4	0.3	0.7	1.8	1.6	2.6					
Avg. Stride Freq. [Hz]	2.2	2.2	2.2	2.2	2.2	2.2	2.3	2.2					
Avg. Stride Length [m]	6.6	7.7	7.5	7.5	7.6	7.6	7.5	7.5					



- [ ] Ranking at each section and finish
- .-.- No data available at this section
- NA No data available



Horse/Jockey Name	Art Heist
Final Rank	2
Fastest Section Time (Section)	0:11.68 (1400m)
Top Speed [km/h] (Section)	63.3 (Overall)
Race State	Finished



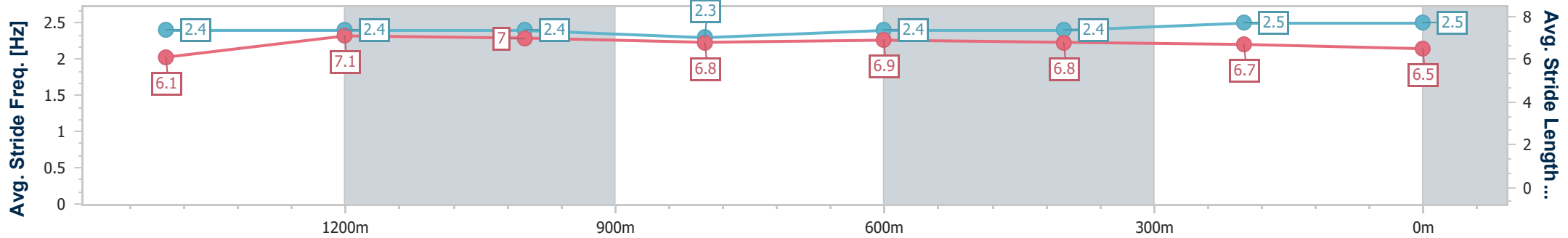
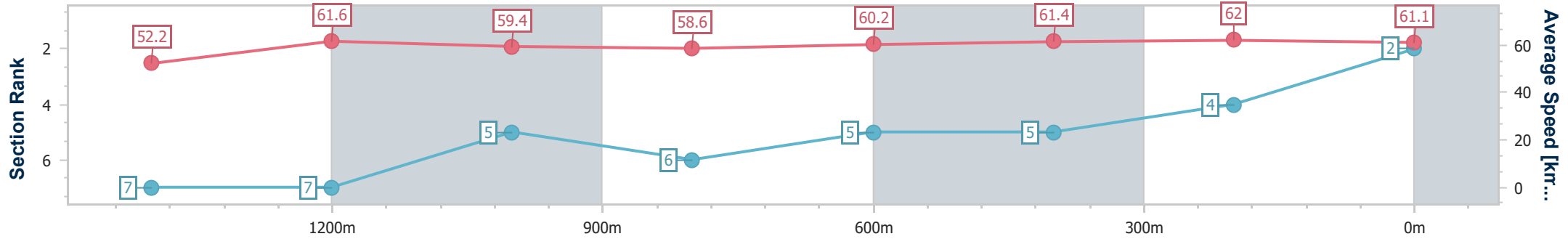
Ipswich QLD Professional  
Race 2: THE BARN FAMILY RESTAURANT Class 1 Handicap - 1680m



23 March 2023 - 13:33

Track Rating: Good 4, Weather: Fine, Rail Position: +3m Entire

Section	Overall	1400m	1200m	1000m	800m	600m	400m	200m					
Section Times	1:42.45 [2] (0:19.33)	1:23.12 [7] (0:11.68)	1:11.44 [7] (0:12.05)	0:59.39 [5] (0:12.25)	0:47.14 [6] (0:11.92)	0:35.22 [5] (0:11.74)	0:23.48 [5] (0:11.68)	0:11.80 [4] (0:11.80)					
Average Speed [km/h]	52.2	61.6	59.4	58.6	60.2	61.4	62.0	61.1					
Top Speed [km/h]	63.3	62.3	60.6	59.2	61.1	61.8	62.9	62.9					
Avg. Dist. to Rail [m]	4.6	0.6	1.4	1.0	0.9	0.3	2.4	4.7					
Avg. Stride Freq. [Hz]	2.4	2.4	2.4	2.3	2.4	2.4	2.5	2.5					
Avg. Stride Length [m]	6.1	7.1	7.0	6.8	6.9	6.8	6.7	6.5					



- [ ] Ranking at each section and finish
- .-.- No data available at this section
- NA No data available



Horse/Jockey Name	Edge Of Darkness
Final Rank	3
Fastest Section Time (Section)	0:11.47 (1400m)
Top Speed [km/h] (Section)	64.3 (Overall)
Race State	Finished



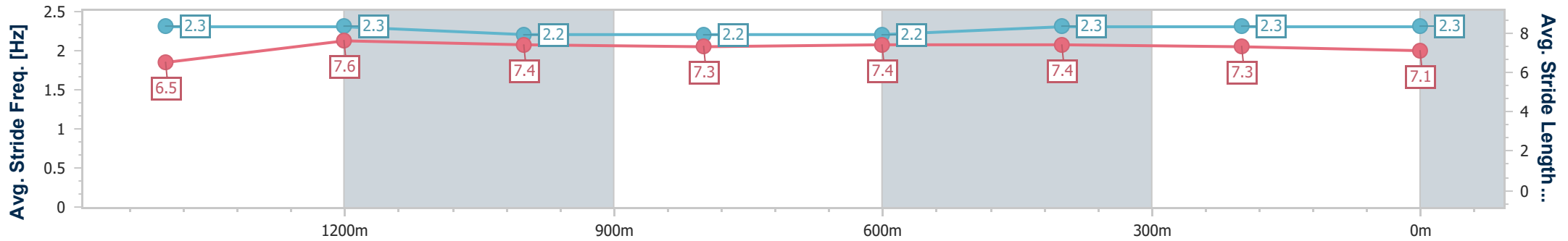
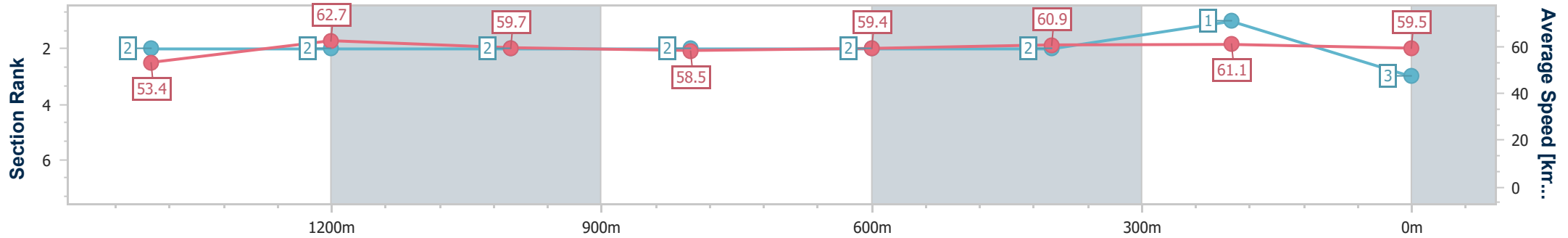
Ipswich QLD Professional  
Race 2: THE BARN FAMILY RESTAURANT Class 1 Handicap - 1680m



23 March 2023 - 13:33

Track Rating: Good 4, Weather: Fine, Rail Position: +3m Entire

Section	Overall	1400m	1200m	1000m	800m	600m	400m	200m					
Section Times	1:42.60 [3] (0:18.89)	1:23.71 [2] (0:11.47)	1:12.24 [2] (0:12.00)	1:00.24 [2] (0:12.31)	0:47.93 [2] (0:12.14)	0:35.79 [2] (0:11.85)	0:23.94 [2] (0:11.81)	0:12.13 [1] (0:12.13)					
Average Speed [km/h]	53.4	62.7	59.7	58.5	59.4	60.9	61.1	59.5					
Top Speed [km/h]	64.3	63.6	61.7	59.0	60.5	61.6	61.8	61.3					
Avg. Dist. to Rail [m]	3.8	0.7	0.7	0.3	0.3	0.8	0.5	1.1					
Avg. Stride Freq. [Hz]	2.3	2.3	2.2	2.2	2.2	2.3	2.3	2.3					
Avg. Stride Length [m]	6.5	7.6	7.4	7.3	7.4	7.4	7.3	7.1					



- [ ] Ranking at each section and finish
- .-.- No data available at this section
- NA No data available



Horse/Jockey Name	Zattastar
Final Rank	4
Fastest Section Time (Section)	0:11.55 (1400m)
Top Speed [km/h] (Section)	64.8 (Overall)
Race State	Finished



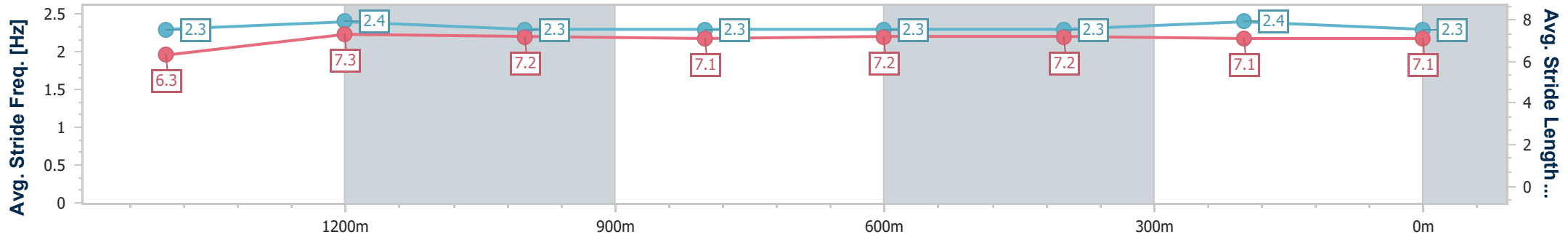
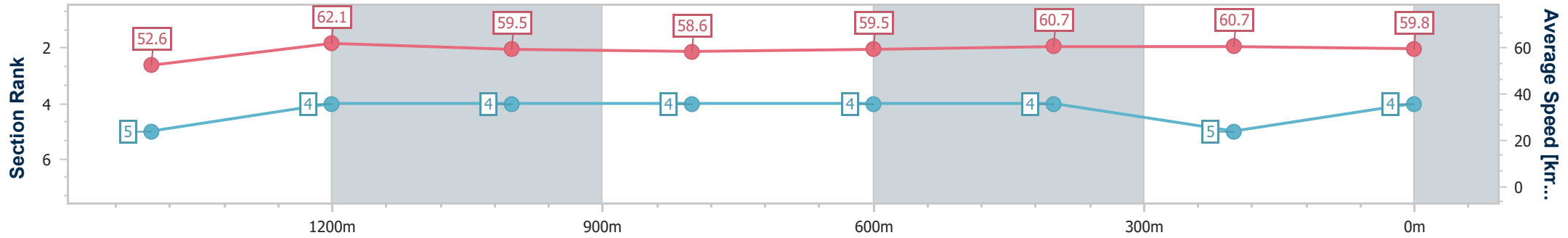
Ipswich QLD Professional  
Race 2: THE BARN FAMILY RESTAURANT Class 1 Handicap - 1680m



23 March 2023 - 13:33

Track Rating: Good 4, Weather: Fine, Rail Position: +3m Entire

Section	Overall	1400m	1200m	1000m	800m	600m	400m	200m
Section Times	1:42.74 [4] (0:19.18)	1:23.56 [5] (0:11.55)	1:12.01 [4] (0:12.02)	0:59.99 [4] (0:12.23)	0:47.76 [4] (0:12.04)	0:35.72 [4] (0:11.84)	0:23.88 [4] (0:11.84)	0:12.04 [5] (0:12.04)
Average Speed [km/h]	52.6	62.1	59.5	58.6	59.5	60.7	60.7	59.8
Top Speed [km/h]	64.8	62.9	61.3	59.6	60.4	61.5	61.4	61.4
Avg. Dist. to Rail [m]	3.1	1.3	1.7	1.3	1.0	0.4	0.5	0.3
Avg. Stride Freq. [Hz]	2.3	2.4	2.3	2.3	2.3	2.3	2.4	2.3
Avg. Stride Length [m]	6.3	7.3	7.2	7.1	7.2	7.2	7.1	7.1



- [ ] Ranking at each section and finish
- .-.- No data available at this section
- NA No data available



Horse/Jockey Name	Vain Fox
Final Rank	5
Fastest Section Time (Section)	0:11.48 (1400m)
Top Speed [km/h] (Section)	65.2 (Overall)
Race State	Finished



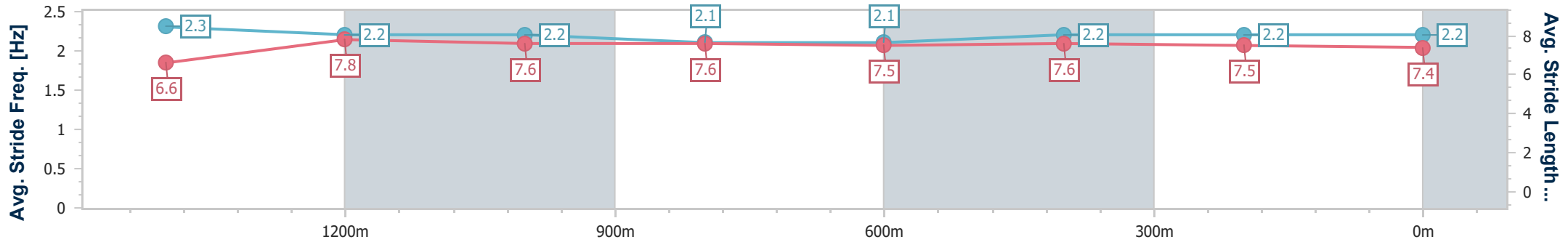
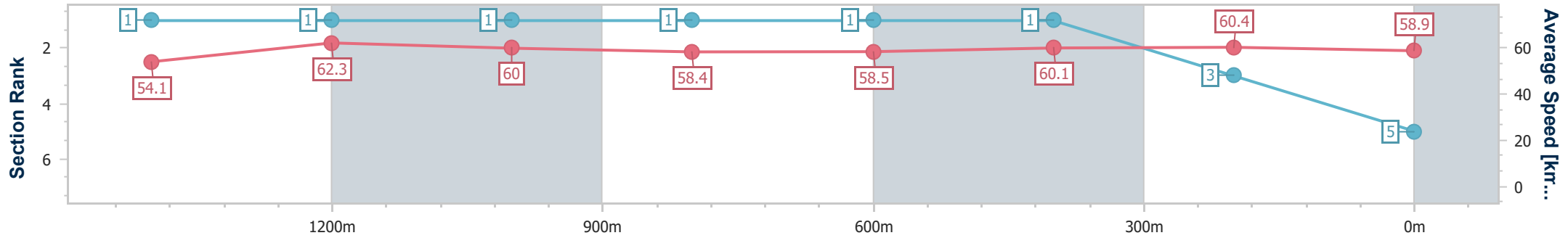
Ipswich QLD Professional  
 Race 2: THE BARN FAMILY RESTAURANT Class 1 Handicap - 1680m



23 March 2023 - 13:33

Track Rating: Good 4, Weather: Fine, Rail Position: +3m Entire

Section	Overall	1400m	1200m	1000m	800m	600m	400m	200m
Section Times	1:42.79 [5] (0:18.66)	1:24.13 [1] (0:11.48)	1:12.65 [1] (0:11.94)	1:00.71 [1] (0:12.32)	0:48.39 [1] (0:12.29)	0:36.10 [1] (0:11.96)	0:24.14 [1] (0:11.91)	0:12.23 [3] (0:12.23)
Average Speed [km/h]	54.1	62.3	60.0	58.4	58.5	60.1	60.4	58.9
Top Speed [km/h]	65.2	63.4	61.5	59.0	59.2	61.0	61.0	59.9
Avg. Dist. to Rail [m]	1.8	1.1	1.2	0.6	0.3	0.2	0.3	0.4
Avg. Stride Freq. [Hz]	2.3	2.2	2.2	2.1	2.1	2.2	2.2	2.2
Avg. Stride Length [m]	6.6	7.8	7.6	7.6	7.5	7.6	7.5	7.4



- [ ] Ranking at each section and finish
- .-.- No data available at this section
- NA No data available



Horse/Jockey Name	Cordyceps Miracle
Final Rank	6
Fastest Section Time (Section)	0:11.73 (400m)
Top Speed [km/h] (Section)	63.9 (Overall)
Race State	Finished



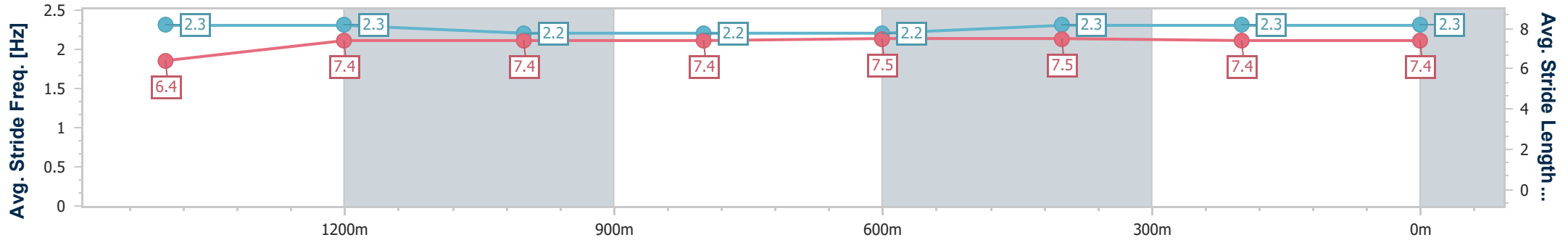
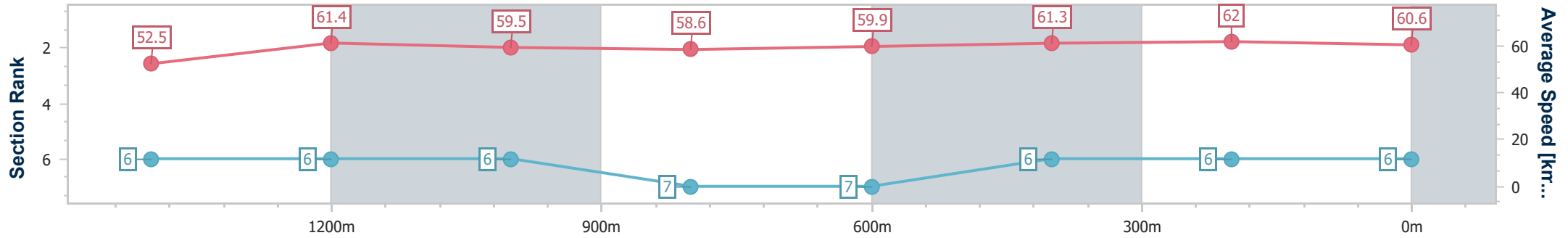
Ipswich QLD Professional  
 Race 2: THE BARN FAMILY RESTAURANT Class 1 Handicap - 1680m



23 March 2023 - 13:33

Track Rating: Good 4, Weather: Fine, Rail Position: +3m Entire

Section	Overall	1400m	1200m	1000m	800m	600m	400m	200m
Section Times	1:42.84 [6] (0:19.24)	1:23.60 [6] (0:11.76)	1:11.84 [6] (0:12.08)	0:59.76 [6] (0:12.27)	0:47.49 [7] (0:12.03)	0:35.46 [7] (0:11.85)	0:23.61 [6] (0:11.73)	0:11.88 [6] (0:11.88)
Average Speed [km/h]	52.5	61.4	59.5	58.6	59.9	61.3	62.0	60.6
Top Speed [km/h]	63.9	62.9	60.6	59.5	60.8	61.8	62.8	62.2
Avg. Dist. to Rail [m]	4.3	1.2	0.8	0.5	0.6	2.0	3.7	5.5
Avg. Stride Freq. [Hz]	2.3	2.3	2.2	2.2	2.2	2.3	2.3	2.3
Avg. Stride Length [m]	6.4	7.4	7.4	7.4	7.5	7.5	7.4	7.4



- [ ] Ranking at each section and finish
- .-.- No data available at this section
- NA No data available





Horse/Jockey Name	Jazz
Final Rank	7
Fastest Section Time (Section)	0:11.80 (1400m)
Top Speed [km/h] (Section)	64.5 (Overall)
Race State	Finished



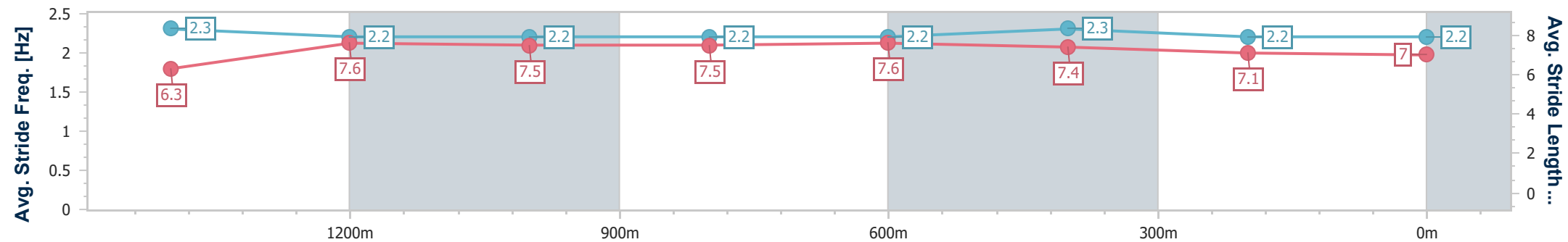
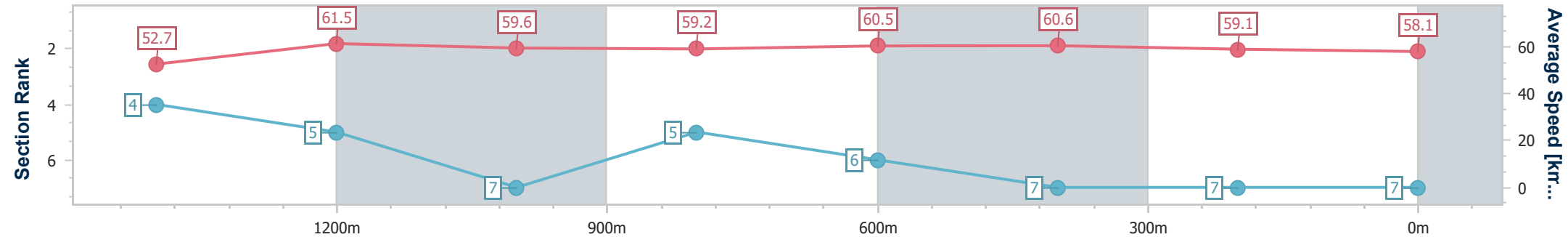
Ipswich QLD Professional  
Race 2: THE BARN FAMILY RESTAURANT Class 1 Handicap - 1680m



23 March 2023 - 13:33

Track Rating: Good 4, Weather: Fine, Rail Position: +3m Entire

Section	Overall	1400m	1200m	1000m	800m	600m	400m	200m					
Section Times	1:44.01 [7] (0:19.16)	1:24.85 [4] (0:11.80)	1:13.05 [5] (0:12.12)	1:00.93 [7] (0:12.22)	0:48.71 [5] (0:11.99)	0:36.72 [6] (0:12.01)	0:24.71 [7] (0:12.31)	0:12.40 [7] (0:12.40)					
Average Speed [km/h]	52.7	61.5	59.6	59.2	60.5	60.6	59.1	58.1					
Top Speed [km/h]	64.5	63.5	61.2	60.2	61.2	61.4	59.9	59.3					
Avg. Dist. to Rail [m]	5.3	1.7	1.1	1.5	2.0	3.1	2.8	3.7					
Avg. Stride Freq. [Hz]	2.3	2.2	2.2	2.2	2.2	2.3	2.2	2.2					
Avg. Stride Length [m]	6.3	7.6	7.5	7.5	7.6	7.4	7.1	7.0					



- [ ] Ranking at each section and finish
- .-.- No data available at this section
- NA No data available