



Doomben QLD Professional

Race 5: XXXX DRY Maiden Plate - 1110m

22 March 2023 - 15:25



BRISBANE
RACING CLUB

Track Rating: Soft 6, Weather: Overcast, Rail Position: +7m Entire Course

Section													Last 600m	
Field Times		Overall	1000m	800m	600m	400m	200m						0:34.72	
		1:05.72 (0:08.70)	0:57.02 (0:11.01)	0:46.01 (0:11.29)	0:34.72 (0:11.58)	0:23.14 (0:11.28)	0:11.86 (0:11.86)							
Rank	TAB	Horse/Jockey	Barrier	Top Speed [km/h]	Fastest Section							Margin	Distance Travelled [m]	
1	1	AMBITIOUS SPIRIT Ryan Maloney	8	68.1 400m	0:09.00 Overall	1:05.72 [1] (0:09.00)	0:56.72 [6] (0:11.47)	0:45.25 [8] (0:11.32)	0:33.93 [8] (0:11.73)	0:22.20 [9] (0:10.88)	0:11.32 [4] (0:11.32)	1:05.72	0:33.93	
1	13	OCEAN ENDEAVOUR Jaden Lloyd	3	65.6 400m	0:08.75 Overall	1:05.72 [1] (0:08.75)	0:56.97 [3] (0:11.23)	0:45.74 [4] (0:11.37)	0:34.37 [4] (0:11.60)	0:22.77 [4] (0:11.14)	0:11.63 [2] (0:11.63)	1:05.72	0:34.37	-6
3	14	PARTY SPIRIT Ben Thompson	2	66.1 1000m	0:08.70 Overall	1:05.75 [3] (0:08.70)	0:57.05 [1] (0:11.01)	0:46.04 [1] (0:11.29)	0:34.75 [1] (0:11.58)	0:23.17 [1] (0:11.28)	0:11.89 [1] (0:11.89)	0.18L	0:34.75	-11
4	9	SECRET STATEMENT Nikita Beriman	1	66.6 1000m	0:08.87 Overall	1:06.11 [4] (0:08.87)	0:57.24 [4] (0:11.09)	0:46.15 [3] (0:11.43)	0:34.72 [3] (0:11.62)	0:23.10 [3] (0:11.29)	0:11.81 [3] (0:11.81)	2.31L	0:34.72	-6
5	12	DULY ELECTED Stephanie Thornton	10	67.1 400m	0:09.22 Overall	1:06.58 [5] (0:09.22)	0:57.36 [9] (0:11.56)	0:45.80 [10] (0:11.29)	0:34.51 [10] (0:11.60)	0:22.91 [10] (0:11.07)	0:11.84 [9] (0:11.84)	5.05L	0:34.51	-7
6	7	RANGATIRA Damien Thornton	6	65.6 800m	0:09.07 Overall	1:06.64 [6] (0:09.07)	0:57.57 [7] (0:11.24)	0:46.33 [6] (0:11.28)	0:35.05 [6] (0:11.66)	0:23.39 [6] (0:11.31)	0:12.08 [6] (0:12.08)	5.38L	0:35.05	-4
7	2	HYPERVELOCITY Tegan Harrison	7	66.0 800m	0:09.33 Overall	1:06.66 [7] (0:09.33)	0:57.33 [10] (0:11.34)	0:45.99 [9] (0:11.24)	0:34.75 [9] (0:11.39)	0:23.36 [7] (0:11.22)	0:12.14 [7] (0:12.14)	5.53L	0:34.75	-6
8	16	ANOTHER DIMENSION Angela Jones	5	66.2 1000m	0:09.21 Overall	1:07.08 [8] (0:09.21)	0:57.87 [8] (0:11.06)	0:46.81 [7] (0:11.19)	0:35.62 [5] (0:11.62)	0:24.00 [5] (0:11.51)	0:12.49 [8] (0:12.49)	8.01L	0:35.62	-12
9	15	SAMURAI DREAM Kyle Wilson-Taylor	13	65.6 1000m	0:08.73 Overall	1:07.18 [9] (0:08.73)	0:58.45 [2] (0:11.02)	0:47.43 [2] (0:11.32)	0:36.11 [2] (0:11.66)	0:24.45 [2] (0:11.61)	0:12.84 [5] (0:12.84)	8.6L	0:36.11	-4
10	11	LE GRAND LOUVRE Hannah Richardson	4	66.0 1000m	0:08.86 Overall	1:08.30 [10] (0:08.86)	0:59.44 [5] (0:11.34)	0:48.10 [5] (0:11.31)	0:36.79 [7] (0:11.73)	0:25.06 [8] (0:11.87)	0:13.19 [10] (0:13.19)	15.17L	0:36.79	+0

Scratched: Rocky Rogue (#3), Berava (#4), Invahir (#5), March As One (#6), Russian Sub (#8), Isles Of Avalon (#10)

[] Ranking at each section and finish
 -:-:- No data available at this section
 NA No data available

SCN Saddle cloth number
 DNF Did not finish
 DNT Did not track



Horse/Jockey Name	Ambitious Spirit
Final Rank	1
Fastest Section Time (Section)	0:09.00 (Overall)
Top Speed [km/h] (Section)	68.1 (400m)
Race State	Finished

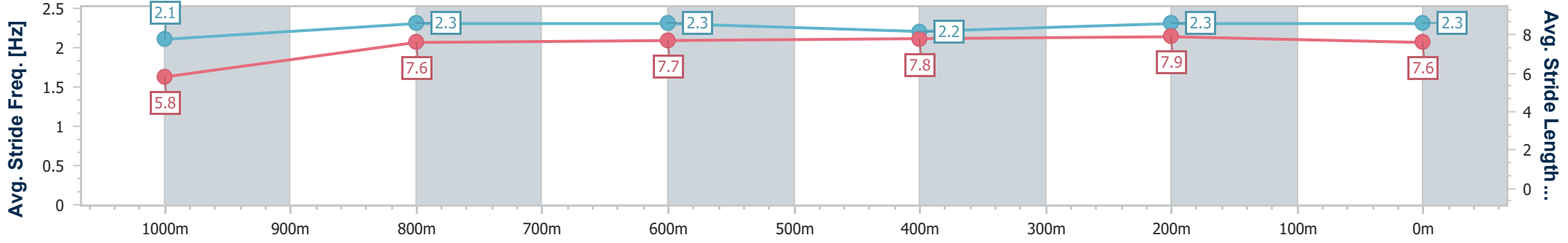
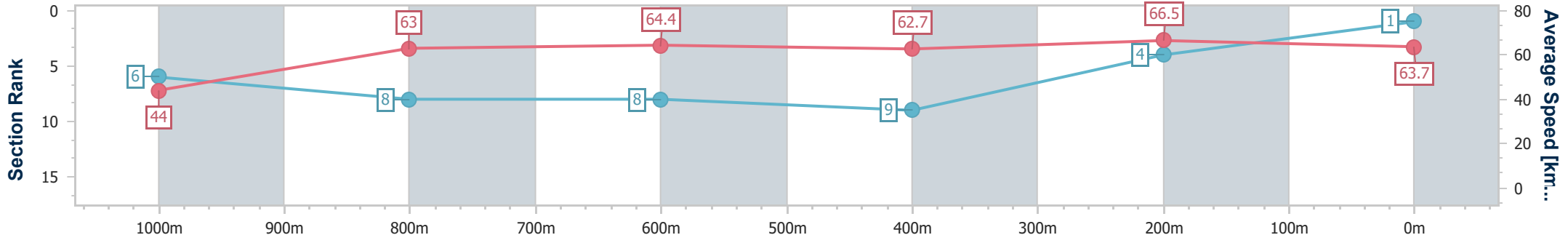


Doomben QLD Professional
Race 5: XXXX DRY Maiden Plate - 1110m
 22 March 2023 - 15:25
 Track Rating: Soft 6, Weather: Overcast, Rail Position: +7m Entire Course



BRISBANE
RACING CLUB

Section	Overall	1000m	800m	600m	400m	200m
Section Times	1:05.72 [1] (0:09.00)	0:56.72 [6] (0:11.47)	0:45.25 [8] (0:11.32)	0:33.93 [8] (0:11.73)	0:22.20 [9] (0:10.88)	0:11.32 [4] (0:11.32)
Average Speed [km/h]	44.0	63.0	64.4	62.7	66.5	63.7
Top Speed [km/h]	62.0	64.6	65.9	63.5	68.1	67.9
Avg. Dist. to Rail [m]	6.4	1.5	2.5	4.2	2.3	3.3
Avg. Stride Freq. [Hz]	2.1	2.3	2.3	2.2	2.3	2.3
Avg. Stride Length [m]	5.8	7.6	7.7	7.8	7.9	7.6



- [] Ranking at each section and finish
- .-.- No data available at this section
- NA No data available



Horse/Jockey Name	Ocean Endeavour
Final Rank	1
Fastest Section Time (Section)	0:08.75 (Overall)
Top Speed [km/h] (Section)	65.6 (400m)
Race State	Finished

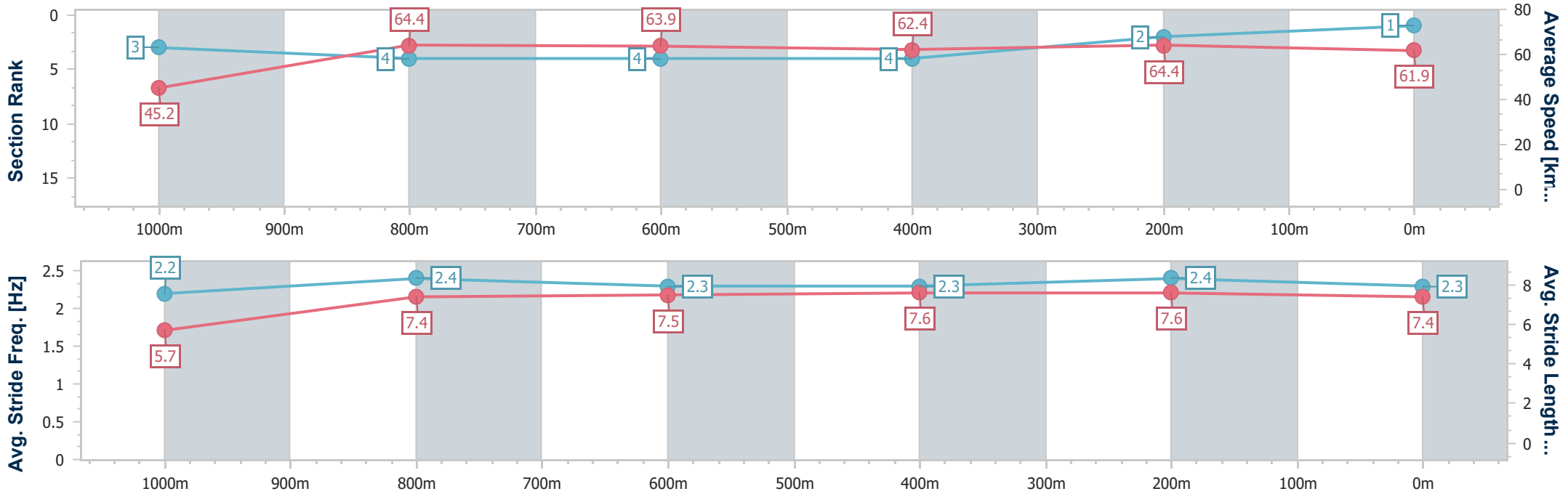


Doomben QLD Professional
Race 5: XXXX DRY Maiden Plate - 1110m
 22 March 2023 - 15:25
 Track Rating: Soft 6, Weather: Overcast, Rail Position: +7m Entire Course



BRISBANE
RACING CLUB

Section	Overall	1000m	800m	600m	400m	200m
Section Times	1:05.72 [1] (0:08.75)	0:56.97 [3] (0:11.23)	0:45.74 [4] (0:11.37)	0:34.37 [4] (0:11.60)	0:22.77 [4] (0:11.14)	0:11.63 [2] (0:11.63)
Average Speed [km/h]	45.2	64.4	63.9	62.4	64.4	61.9
Top Speed [km/h]	63.8	65.2	65.6	63.8	65.6	64.1
Avg. Dist. to Rail [m]	3.0	1.5	1.9	0.8	0.5	0.4
Avg. Stride Freq. [Hz]	2.2	2.4	2.3	2.3	2.4	2.3
Avg. Stride Length [m]	5.7	7.4	7.5	7.6	7.6	7.4



- [] Ranking at each section and finish
- .-.- No data available at this section
- NA No data available



Horse/Jockey Name	Party Spirit
Final Rank	3
Fastest Section Time (Section)	0:08.70 (Overall)
Top Speed [km/h] (Section)	66.1 (1000m)
Race State	Finished

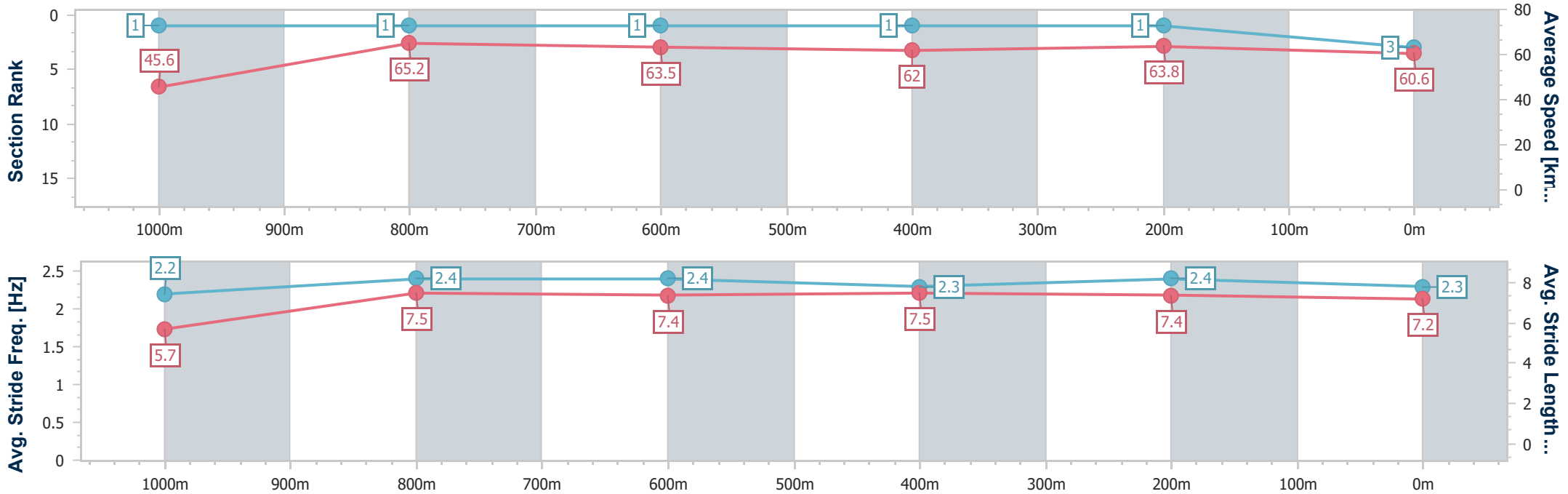


Doomben QLD Professional
Race 5: XXXX DRY Maiden Plate - 1110m
 22 March 2023 - 15:25
 Track Rating: Soft 6, Weather: Overcast, Rail Position: +7m Entire Course



BRISBANE
RACING CLUB

Section	Overall	1000m	800m	600m	400m	200m
Section Times	1:05.75 [3] (0:08.70)	0:57.05 [1] (0:11.01)	0:46.04 [1] (0:11.29)	0:34.75 [1] (0:11.58)	0:23.17 [1] (0:11.28)	0:11.89 [1] (0:11.89)
Average Speed [km/h]	45.6	65.2	63.5	62.0	63.8	60.6
Top Speed [km/h]	62.3	66.1	64.6	62.8	65.8	63.3
Avg. Dist. to Rail [m]	1.9	0.7	0.6	0.5	1.5	2.1
Avg. Stride Freq. [Hz]	2.2	2.4	2.4	2.3	2.4	2.3
Avg. Stride Length [m]	5.7	7.5	7.4	7.5	7.4	7.2



- [] Ranking at each section and finish
- .-.- No data available at this section
- NA No data available



Horse/Jockey Name	Secret Statement
Final Rank	4
Fastest Section Time (Section)	0:08.87 (Overall)
Top Speed [km/h] (Section)	66.6 (1000m)
Race State	Finished

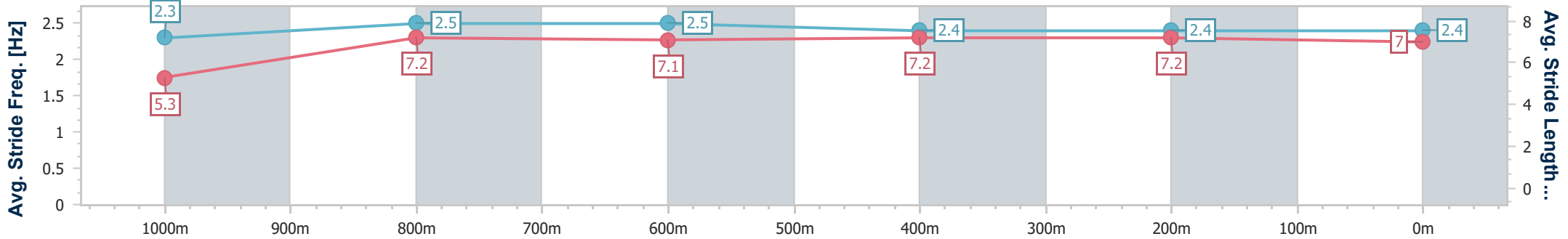
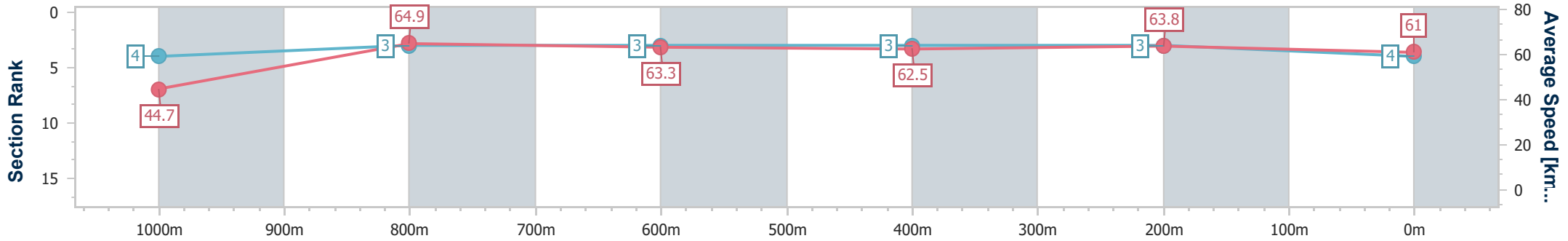


Doomben QLD Professional
Race 5: XXXX DRY Maiden Plate - 1110m
 22 March 2023 - 15:25
 Track Rating: Soft 6, Weather: Overcast, Rail Position: +7m Entire Course



BRISBANE
RACING CLUB

Section	Overall	1000m	800m	600m	400m	200m
Section Times	1:06.11 [4] (0:08.87)	0:57.24 [4] (0:11.09)	0:46.15 [3] (0:11.43)	0:34.72 [3] (0:11.62)	0:23.10 [3] (0:11.29)	0:11.81 [3] (0:11.81)
Average Speed [km/h]	44.7	64.9	63.3	62.5	63.8	61.0
Top Speed [km/h]	63.1	66.6	65.2	63.3	64.8	64.2
Avg. Dist. to Rail [m]	0.4	0.6	1.4	1.8	0.4	1.7
Avg. Stride Freq. [Hz]	2.3	2.5	2.5	2.4	2.4	2.4
Avg. Stride Length [m]	5.3	7.2	7.1	7.2	7.2	7.0



- [] Ranking at each section and finish
- .-.- No data available at this section
- NA No data available



Horse/Jockey Name	Duly Elected
Final Rank	5
Fastest Section Time (Section)	0:09.22 (Overall)
Top Speed [km/h] (Section)	67.1 (400m)
Race State	Finished

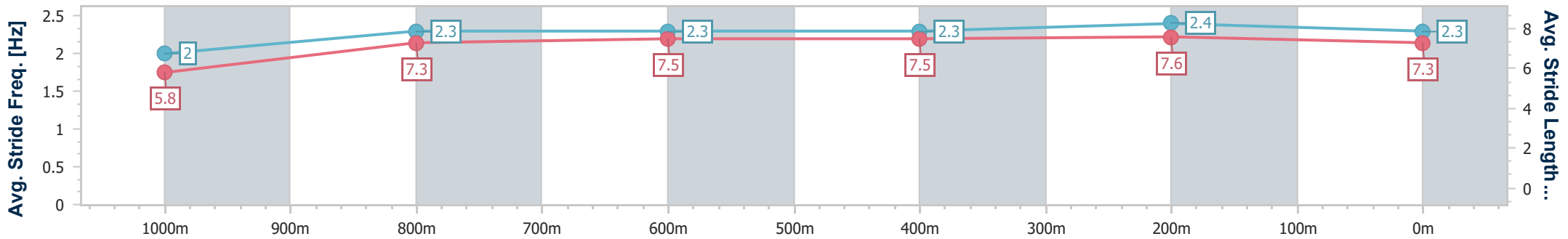
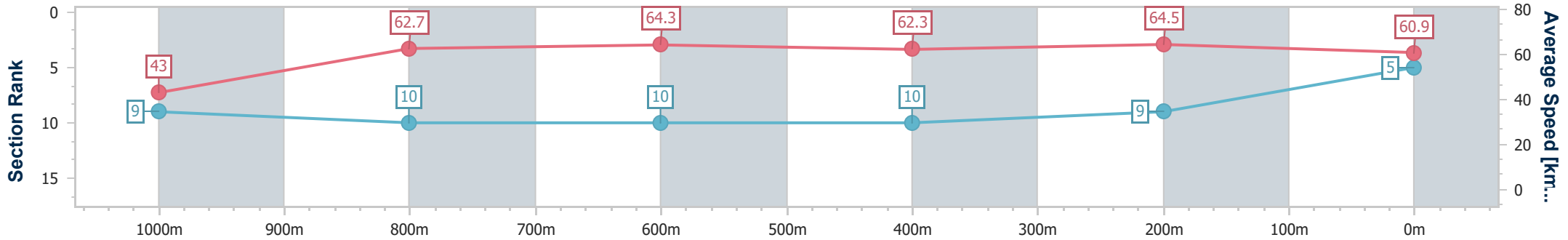


Doomben QLD Professional
Race 5: XXXX DRY Maiden Plate - 1110m
 22 March 2023 - 15:25
 Track Rating: Soft 6, Weather: Overcast, Rail Position: +7m Entire Course



BRISBANE
RACING CLUB

Section	Overall	1000m	800m	600m	400m	200m
Section Times	1:06.58 [5] (0:09.22)	0:57.36 [9] (0:11.56)	0:45.80 [10] (0:11.29)	0:34.51 [10] (0:11.60)	0:22.91 [10] (0:11.07)	0:11.84 [9] (0:11.84)
Average Speed [km/h]	43.0	62.7	64.3	62.3	64.5	60.9
Top Speed [km/h]	60.0	64.9	66.4	65.1	67.1	64.1
Avg. Dist. to Rail [m]	8.1	3.6	1.7	0.8	2.7	0.5
Avg. Stride Freq. [Hz]	2.0	2.3	2.3	2.3	2.4	2.3
Avg. Stride Length [m]	5.8	7.3	7.5	7.5	7.6	7.3



- [] Ranking at each section and finish
- .-.- No data available at this section
- NA No data available



Horse/Jockey Name	Rangatira
Final Rank	6
Fastest Section Time (Section)	0:09.07 (Overall)
Top Speed [km/h] (Section)	65.6 (800m)
Race State	Finished

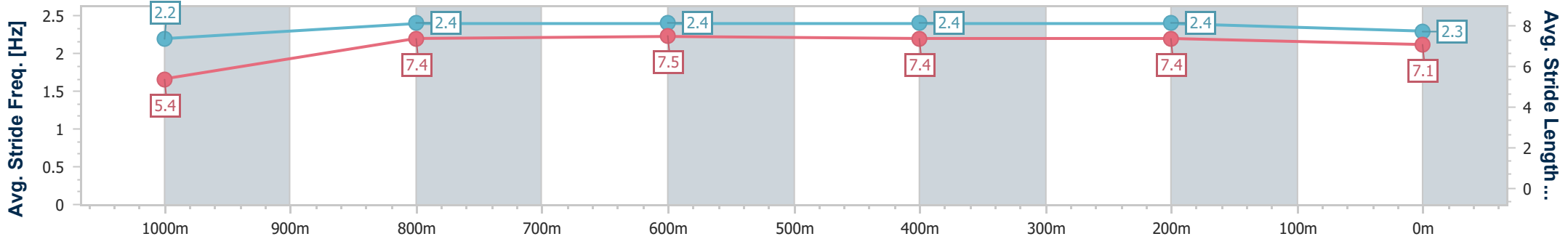
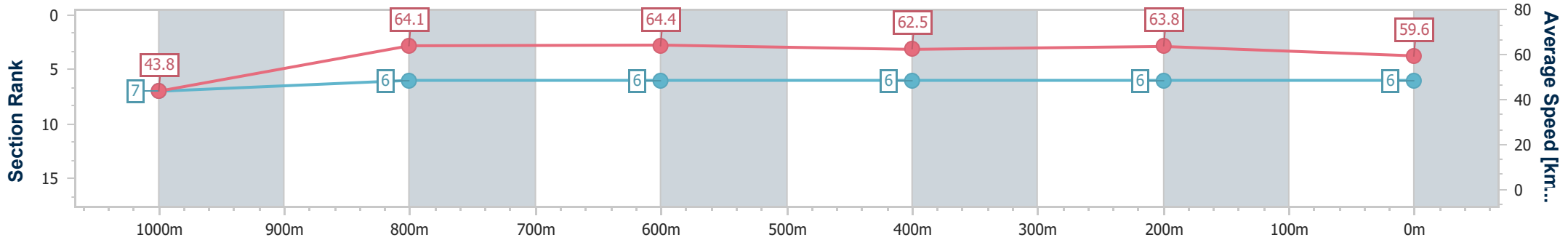


Doomben QLD Professional
Race 5: XXXX DRY Maiden Plate - 1110m
 22 March 2023 - 15:25
 Track Rating: Soft 6, Weather: Overcast, Rail Position: +7m Entire Course



BRISBANE
RACING CLUB

Section	Overall	1000m	800m	600m	400m	200m
Section Times	1:06.64 [6] (0:09.07)	0:57.57 [7] (0:11.24)	0:46.33 [6] (0:11.28)	0:35.05 [6] (0:11.66)	0:23.39 [6] (0:11.31)	0:12.08 [6] (0:12.08)
Average Speed [km/h]	43.8	64.1	64.4	62.5	63.8	59.6
Top Speed [km/h]	60.4	65.2	65.6	63.5	65.1	62.2
Avg. Dist. to Rail [m]	4.7	0.6	1.7	2.4	2.5	4.2
Avg. Stride Freq. [Hz]	2.2	2.4	2.4	2.4	2.4	2.3
Avg. Stride Length [m]	5.4	7.4	7.5	7.4	7.4	7.1



- [] Ranking at each section and finish
- .-.- No data available at this section
- NA No data available



Horse/Jockey Name	Hypervelocity
Final Rank	7
Fastest Section Time (Section)	0:09.33 (Overall)
Top Speed [km/h] (Section)	66.0 (800m)
Race State	Finished

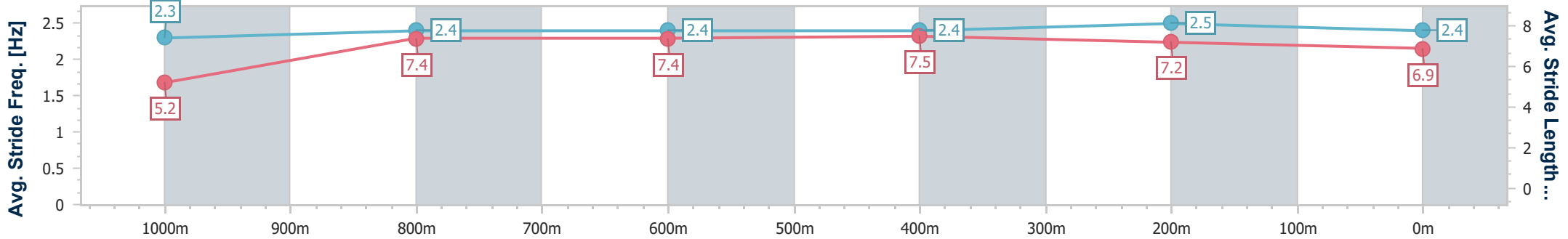
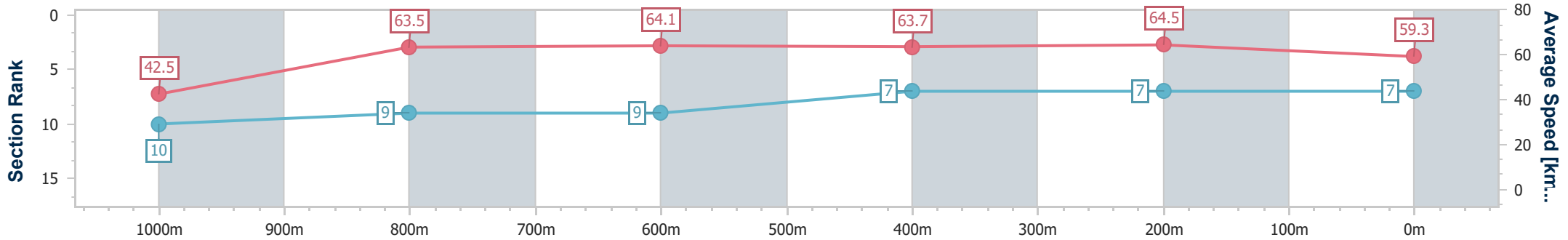


Doomben QLD Professional
Race 5: XXXX DRY Maiden Plate - 1110m
22 March 2023 - 15:25
Track Rating: Soft 6, Weather: Overcast, Rail Position: +7m Entire Course



BRISBANE
RACING CLUB

Section	Overall	1000m	800m	600m	400m	200m
Section Times	1:06.66 [7] (0:09.33)	0:57.33 [10] (0:11.34)	0:45.99 [9] (0:11.24)	0:34.75 [9] (0:11.39)	0:23.36 [7] (0:11.22)	0:12.14 [7] (0:12.14)
Average Speed [km/h]	42.5	63.5	64.1	63.7	64.5	59.3
Top Speed [km/h]	63.2	64.3	66.0	64.9	65.1	63.2
Avg. Dist. to Rail [m]	6.1	1.6	1.3	1.5	3.4	4.8
Avg. Stride Freq. [Hz]	2.3	2.4	2.4	2.4	2.5	2.4
Avg. Stride Length [m]	5.2	7.4	7.4	7.5	7.2	6.9



- [] Ranking at each section and finish
- .-.- No data available at this section
- NA No data available



Horse/Jockey Name	Another Dimension
Final Rank	8
Fastest Section Time (Section)	0:09.21 (Overall)
Top Speed [km/h] (Section)	66.2 (1000m)
Race State	Finished

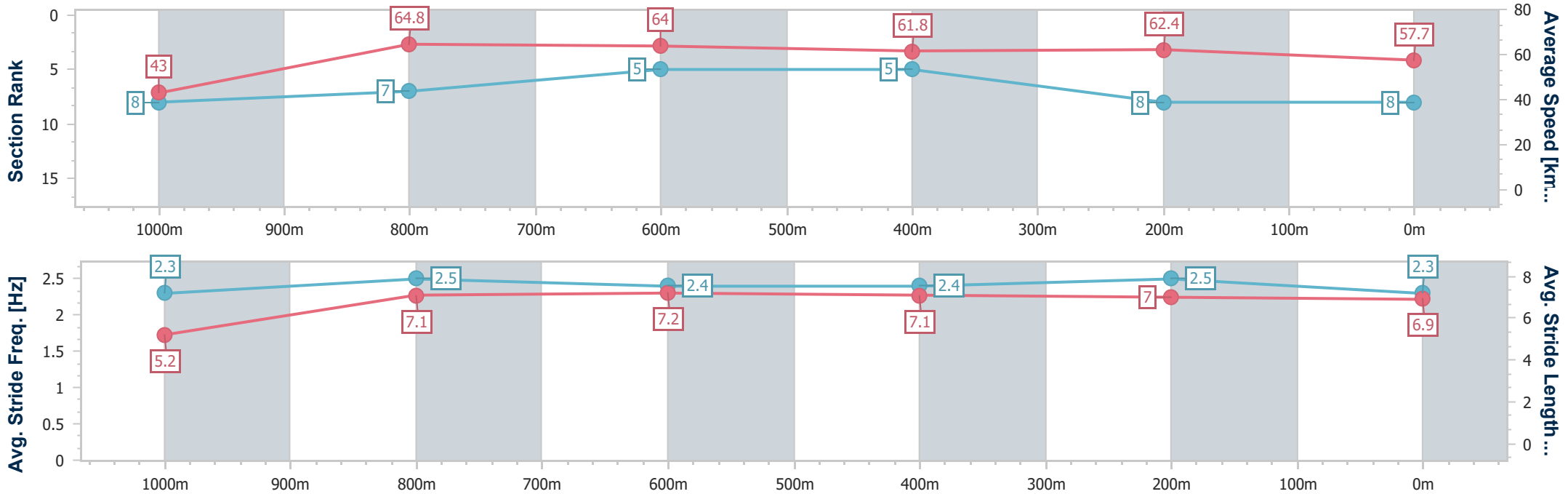


Doomben QLD Professional
Race 5: XXXX DRY Maiden Plate - 1110m
22 March 2023 - 15:25
Track Rating: Soft 6, Weather: Overcast, Rail Position: +7m Entire Course



BRISBANE
RACING CLUB

Section	Overall	1000m	800m	600m	400m	200m
Section Times	1:07.08 [8] (0:09.21)	0:57.87 [8] (0:11.06)	0:46.81 [7] (0:11.19)	0:35.62 [5] (0:11.62)	0:24.00 [5] (0:11.51)	0:12.49 [8] (0:12.49)
Average Speed [km/h]	43.0	64.8	64.0	61.8	62.4	57.7
Top Speed [km/h]	65.0	66.2	65.2	63.5	63.4	60.7
Avg. Dist. to Rail [m]	4.3	0.9	0.9	0.7	0.7	0.5
Avg. Stride Freq. [Hz]	2.3	2.5	2.4	2.4	2.5	2.3
Avg. Stride Length [m]	5.2	7.1	7.2	7.1	7.0	6.9



- [] Ranking at each section and finish
- .-.- No data available at this section
- NA No data available



Horse/Jockey Name	Samurai Dream
Final Rank	9
Fastest Section Time (Section)	0:08.73 (Overall)
Top Speed [km/h] (Section)	65.6 (1000m)
Race State	Finished

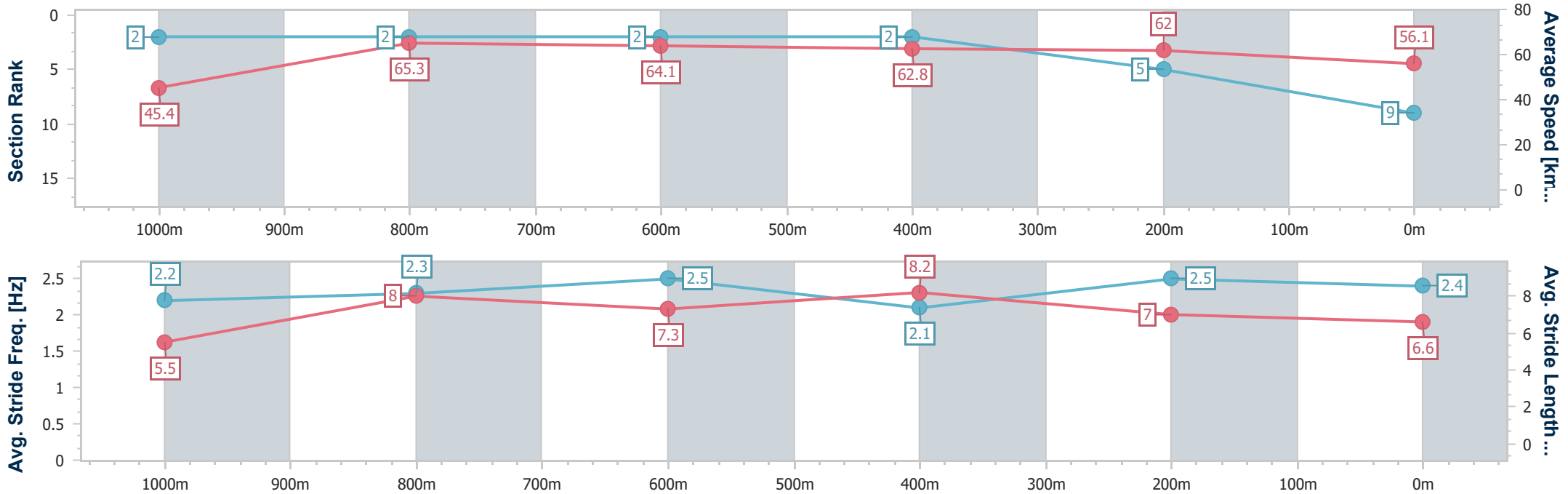


Doomben QLD Professional
Race 5: XXXX DRY Maiden Plate - 1110m
22 March 2023 - 15:25
Track Rating: Soft 6, Weather: Overcast, Rail Position: +7m Entire Course



BRISBANE RACING CLUB

Section	Overall	1000m	800m	600m	400m	200m
Section Times	1:07.18 [9] (0:08.73)	0:58.45 [2] (0:11.02)	0:47.43 [2] (0:11.32)	0:36.11 [2] (0:11.66)	0:24.45 [2] (0:11.61)	0:12.84 [5] (0:12.84)
Average Speed [km/h]	45.4	65.3	64.1	62.8	62.0	56.1
Top Speed [km/h]	64.4	65.6	65.2	63.5	63.2	60.0
Avg. Dist. to Rail [m]	7.7	1.1	1.6	2.7	1.4	1.3
Avg. Stride Freq. [Hz]	2.2	2.3	2.5	2.1	2.5	2.4
Avg. Stride Length [m]	5.5	8.0	7.3	8.2	7.0	6.6



- [] Ranking at each section and finish
- .-.- No data available at this section
- NA No data available



Horse/Jockey Name	Le Grand Louvre
Final Rank	10
Fastest Section Time (Section)	0:08.86 (Overall)
Top Speed [km/h] (Section)	66.0 (1000m)
Race State	Finished

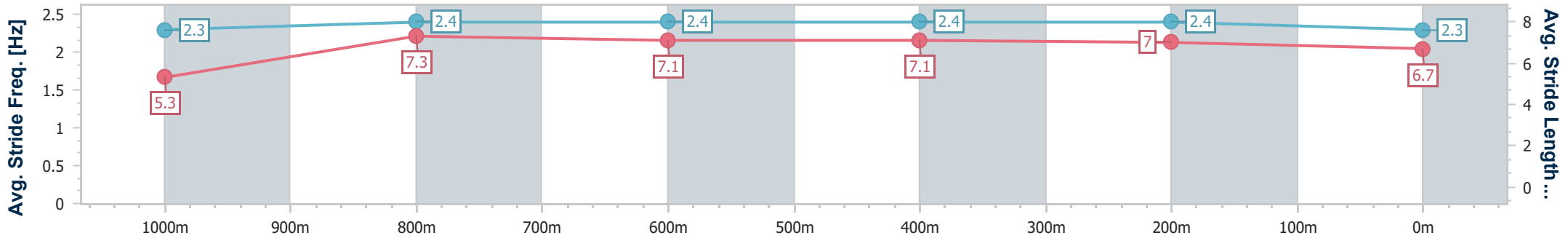
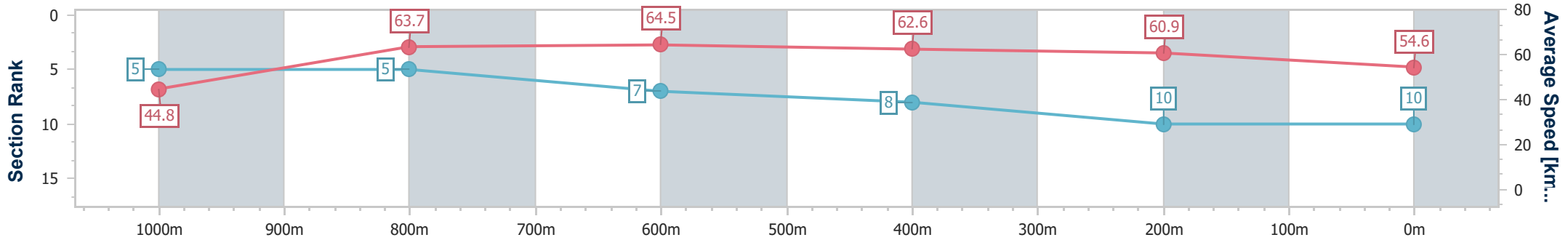


Doomben QLD Professional
Race 5: XXXX DRY Maiden Plate - 1110m
 22 March 2023 - 15:25
 Track Rating: Soft 6, Weather: Overcast, Rail Position: +7m Entire Course



BRISBANE
 RACING CLUB

Section	Overall	1000m	800m	600m	400m	200m
Section Times	1:08.30 [10] (0:08.86)	0:59.44 [5] (0:11.34)	0:48.10 [5] (0:11.31)	0:36.79 [7] (0:11.73)	0:25.06 [8] (0:11.87)	0:13.19 [10] (0:13.19)
Average Speed [km/h]	44.8	63.7	64.5	62.6	60.9	54.6
Top Speed [km/h]	62.3	66.0	65.4	62.8	62.7	59.4
Avg. Dist. to Rail [m]	3.6	1.3	2.9	3.2	2.6	2.9
Avg. Stride Freq. [Hz]	2.3	2.4	2.4	2.4	2.4	2.3
Avg. Stride Length [m]	5.3	7.3	7.1	7.1	7.0	6.7



- [] Ranking at each section and finish
- .-.- No data available at this section
- NA No data available