



# Doomben QLD Professional

## Race 4: CASCADE BENCHMARK 65 Handicap - 1640m

22 March 2023 - 14:51



BRISBANE  
RACING CLUB

Track Rating: Soft 6, Weather: Overcast, Rail Position: +7m Entire Course

Section		Overall	1400m	1200m	1000m	800m	600m	400m	Last 600m					
Field Times		1:40.88 (0:16.89)	1:23.99 (0:12.12)	1:11.87 (0:12.16)	0:59.71 (0:12.21)	0:47.50 (0:12.36)	0:35.14 (0:11.90)	0:23.24 (0:11.29)	0:35.14					
Rank	TAB Horse/Jockey	Barrier	Top Speed [km/h]	Fastest Section										Distance Travelled [m]
1	10 SEA RIPPLE Kyle Wilson-Taylor	5	64.3 400m	0:11.29 400m	1:40.88 [1] (0:16.95)	1:23.93 [2] (0:12.06)	1:11.87 [1] (0:12.16)	0:59.71 [1] (0:12.21)	0:47.50 [1] (0:12.40)	0:35.10 [1] (0:11.86)	0:23.24 [1] (0:11.29)	0:35.10		
2	5 HAVLICEK James Orman	9	64.7 400m	0:11.46 400m	1:41.31 [2] (0:17.11)	1:24.20 [3] (0:12.00)	1:12.20 [2] (0:12.13)	1:00.07 [2] (0:12.23)	0:47.84 [2] (0:12.27)	0:35.57 [2] (0:11.91)	0:23.66 [2] (0:11.46)	0:35.57	+6	
3	6 VIVENZO Default Jockey 5	2	64.6 400m	0:11.34 400m	1:41.33 [3] (0:16.89)	1:24.44 [1] (0:12.31)	1:12.13 [3] (0:12.30)	0:59.83 [3] (0:12.15)	0:47.68 [3] (0:12.43)	0:35.25 [3] (0:11.86)	0:23.39 [3] (0:11.34)	0:35.25	+1	
4	12 VIRTUOSITY Damien Thornton	4	66.0 400m	0:11.15 400m	1:41.35 [4] (0:17.43)	1:23.92 [5] (0:12.09)	1:11.83 [5] (0:12.34)	0:59.49 [5] (0:12.09)	0:47.40 [5] (0:12.40)	0:35.00 [5] (0:11.70)	0:23.30 [5] (0:11.15)	0:35.00	+3	
5	7 DREAM SONG Angela Jones	12	64.9 400m	0:11.40 400m	1:41.44 [5] (0:17.35)	1:24.09 [4] (0:12.22)	1:11.87 [4] (0:12.03)	0:59.84 [4] (0:12.16)	0:47.68 [4] (0:12.50)	0:35.18 [4] (0:11.94)	0:23.24 [4] (0:11.40)	0:35.18	+12	

Scratched: Moveitmoveit (#1), Royal Performance (#2), Outback Gladiator (#3), Divine Courage (#4), Fearless Knight (#8), Giveitallali (#9), Original Glaze (#11)

[ ] Ranking at each section and finish  
 -:-:-:- No data available at this section  
 NA No data available

SCN Saddle cloth number  
 DNF Did not finish  
 DNT Did not track



# Doomben QLD Professional

## Race 4: CASCADE BENCHMARK 65 Handicap - 1640m

22 March 2023 - 14:51



BRISBANE  
RACING CLUB

Track Rating: Soft 6, Weather: Overcast, Rail Position: +7m Entire Course

Section				200m				Last 600m	
Field Times				0:11.95 (0:11.95)				0:35.14	
Rank	TAB	Horse/Jockey	Barrier	Top Speed [km/h]	Fastest Section	Margin			Distance Travelled [m]
1	10	SEA RIPPLE Kyle Wilson-Taylor	5	64.3 400m	0:11.29 400m	0:11.95 [1] (0:11.95)	1:40.88		0:35.10
2	5	HAVLICEK James Orman	9	64.7 400m	0:11.46 400m	0:12.20 [3] (0:12.20)	2.55L		0:35.57 +6
3	6	VIVENZO Default Jockey 5	2	64.6 400m	0:11.34 400m	0:12.05 [4] (0:12.05)	2.68L		0:35.25 +1
4	12	VIRTUOSITY Damien Thornton	4	66.0 400m	0:11.15 400m	0:12.15 [2] (0:12.15)	2.78L		0:35.00 +3
5	7	DREAM SONG Angela Jones	12	64.9 400m	0:11.40 400m	0:11.84 [5] (0:11.84)	3.33L		0:35.18 +12

Scratched: Moveitmoveit (#1), Royal Performance (#2), Outback Gladiator (#3), Divine Courage (#4), Fearless Knight (#8), Giveitallali (#9), Original Glaze (#11)



Horse/Jockey Name	Sea Ripple
Final Rank	1
Fastest Section Time (Section)	0:11.29 (400m)
Top Speed [km/h] (Section)	64.3 (400m)
Race State	Finished



Doomben QLD Professional

Race 4: CASCADE BENCHMARK 65 Handicap - 1640m

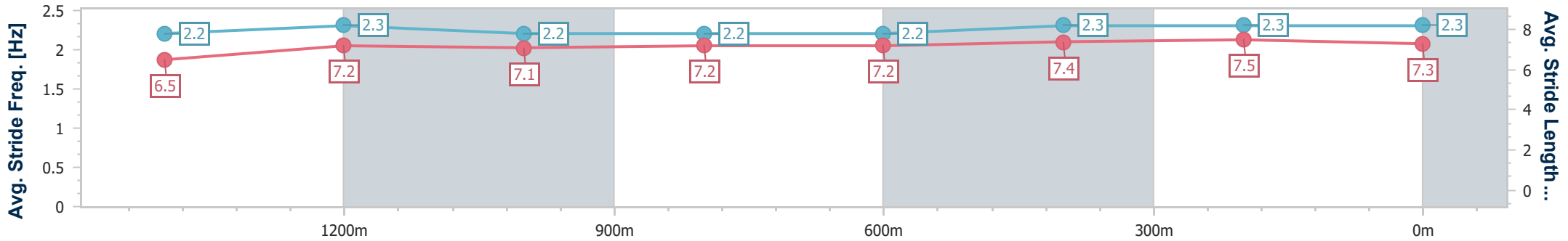
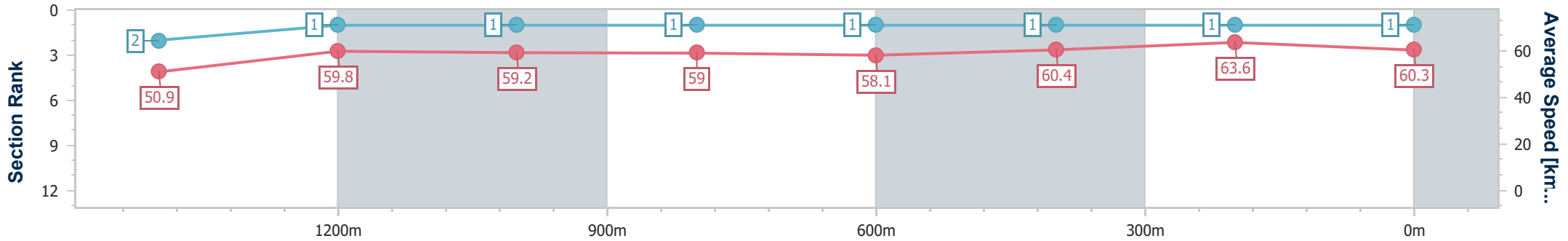
22 March 2023 - 14:51

Track Rating: Soft 6, Weather: Overcast, Rail Position: +7m Entire Course



BRISBANE RACING CLUB

Section	Overall	1400m	1200m	1000m	800m	600m	400m	200m
Section Times	1:40.88 [1] (0:16.95)	1:23.93 [2] (0:12.06)	1:11.87 [1] (0:12.16)	0:59.71 [1] (0:12.21)	0:47.50 [1] (0:12.40)	0:35.10 [1] (0:11.86)	0:23.24 [1] (0:11.29)	0:11.95 [1] (0:11.95)
Average Speed [km/h]	50.9	59.8	59.2	59.0	58.1	60.4	63.6	60.3
Top Speed [km/h]	60.3	60.4	60.2	60.2	59.0	62.8	64.3	62.7
Avg. Dist. to Rail [m]	1.0	0.3	0.4	0.5	0.2	0.7	1.4	0.9
Avg. Stride Freq. [Hz]	2.2	2.3	2.2	2.2	2.2	2.3	2.3	2.3
Avg. Stride Length [m]	6.5	7.2	7.1	7.2	7.2	7.4	7.5	7.3



- [ ] Ranking at each section and finish
- .-.- No data available at this section
- NA No data available



Horse/Jockey Name	Havlicek
Final Rank	2
Fastest Section Time (Section)	0:11.46 (400m)
Top Speed [km/h] (Section)	64.7 (400m)
Race State	Finished



Doomben QLD Professional

Race 4: CASCADE BENCHMARK 65 Handicap - 1640m

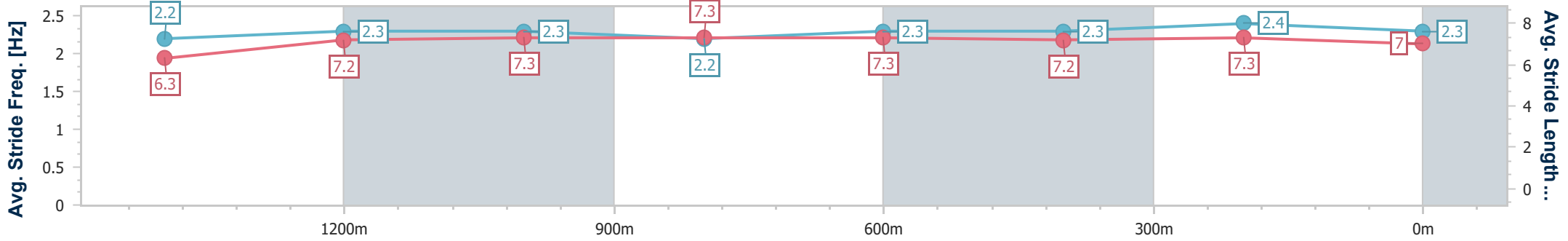
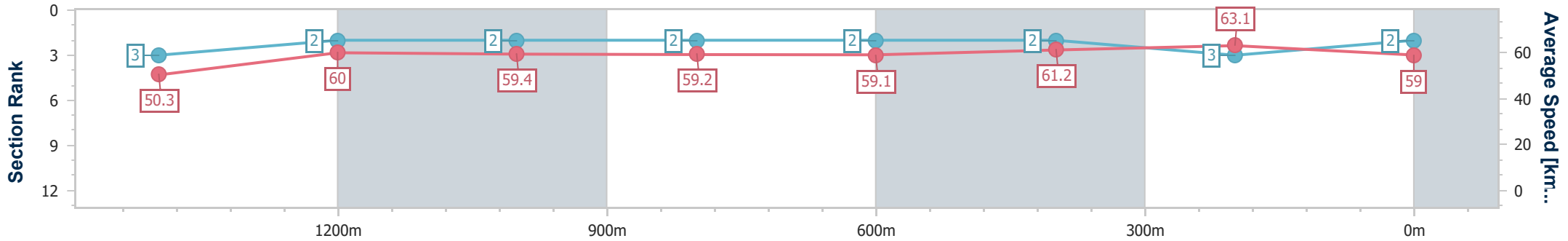
22 March 2023 - 14:51

Track Rating: Soft 6, Weather: Overcast, Rail Position: +7m Entire Course



BRISBANE RACING CLUB

Section	Overall	1400m	1200m	1000m	800m	600m	400m	200m
Section Times	1:41.31 [2] (0:17.11)	1:24.20 [3] (0:12.00)	1:12.20 [2] (0:12.13)	1:00.07 [2] (0:12.23)	0:47.84 [2] (0:12.27)	0:35.57 [2] (0:11.91)	0:23.66 [2] (0:11.46)	0:12.20 [3] (0:12.20)
Average Speed [km/h]	50.3	60.0	59.4	59.2	59.1	61.2	63.1	59.0
Top Speed [km/h]	61.0	61.1	59.9	60.3	60.6	63.1	64.7	61.2
Avg. Dist. to Rail [m]	1.2	1.1	2.3	2.3	1.5	2.1	2.5	2.4
Avg. Stride Freq. [Hz]	2.2	2.3	2.3	2.2	2.3	2.3	2.4	2.3
Avg. Stride Length [m]	6.3	7.2	7.3	7.3	7.3	7.2	7.3	7.0



- [ ] Ranking at each section and finish
- .-.- No data available at this section
- NA No data available



Horse/Jockey Name	Vivenzo
Final Rank	3
Fastest Section Time (Section)	0:11.34 (400m)
Top Speed [km/h] (Section)	64.6 (400m)
Race State	Finished



Doomben QLD Professional

Race 4: CASCADE BENCHMARK 65 Handicap - 1640m

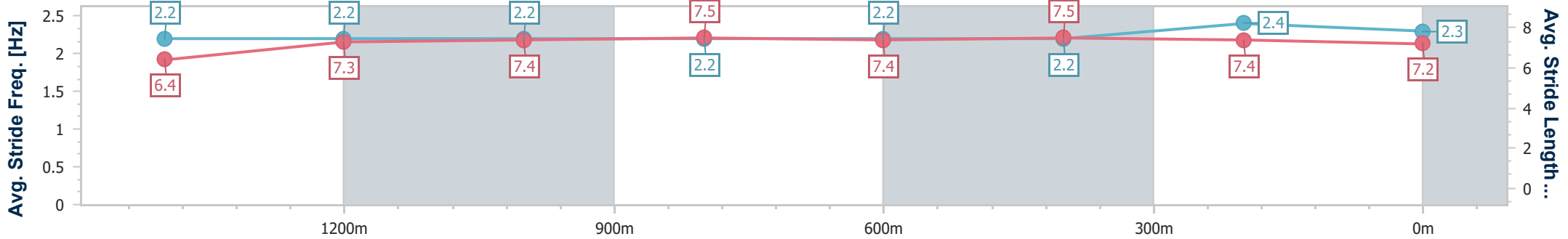
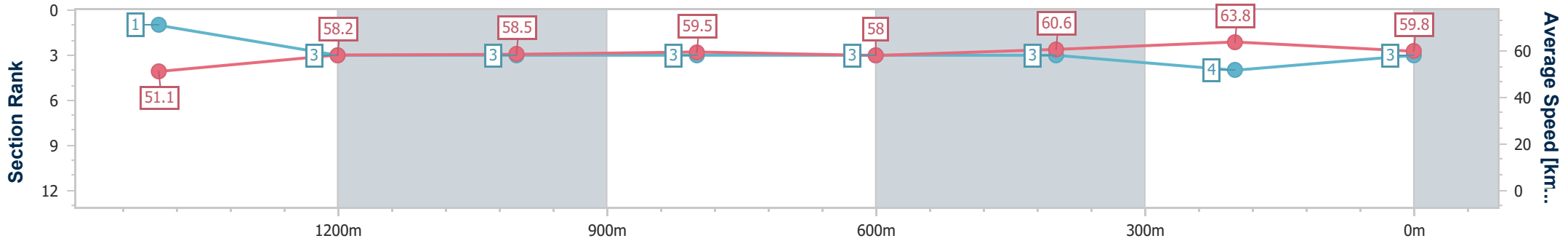
22 March 2023 - 14:51

Track Rating: Soft 6, Weather: Overcast, Rail Position: +7m Entire Course



BRISBANE RACING CLUB

Section	Overall	1400m	1200m	1000m	800m	600m	400m	200m
Section Times	1:41.33 [3] (0:16.89)	1:24.44 [1] (0:12.31)	1:12.13 [3] (0:12.30)	0:59.83 [3] (0:12.15)	0:47.68 [3] (0:12.43)	0:35.25 [3] (0:11.86)	0:23.39 [3] (0:11.34)	0:12.05 [4] (0:12.05)
Average Speed [km/h]	51.1	58.2	58.5	59.5	58.0	60.6	63.8	59.8
Top Speed [km/h]	59.9	59.2	59.9	60.7	60.0	63.1	64.6	63.2
Avg. Dist. to Rail [m]	1.0	0.5	0.4	0.5	0.4	0.3	1.8	1.1
Avg. Stride Freq. [Hz]	2.2	2.2	2.2	2.2	2.2	2.2	2.4	2.3
Avg. Stride Length [m]	6.4	7.3	7.4	7.5	7.4	7.5	7.4	7.2



- [ ] Ranking at each section and finish
- .-.- No data available at this section
- NA No data available



Horse/Jockey Name	Virtuosity
Final Rank	4
Fastest Section Time (Section)	0:11.15 (400m)
Top Speed [km/h] (Section)	66.0 (400m)
Race State	Finished



Doomben QLD Professional

Race 4: CASCADE BENCHMARK 65 Handicap - 1640m

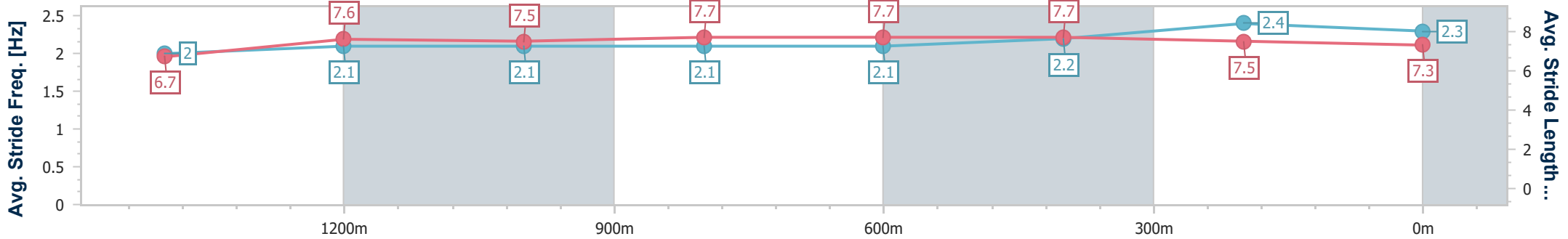
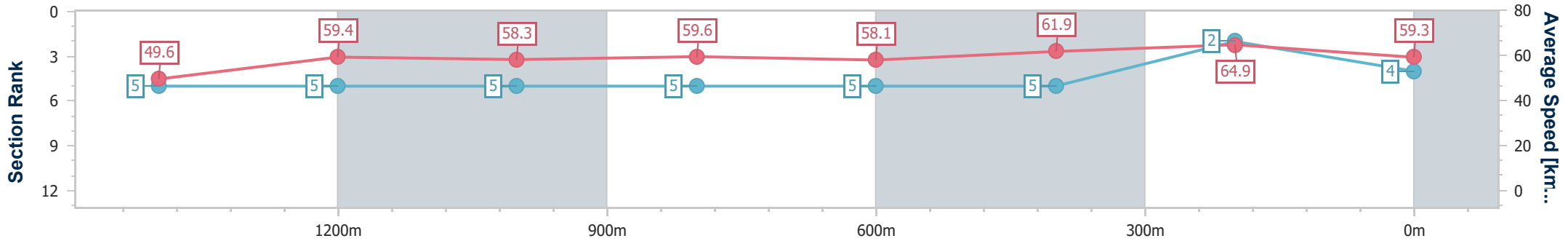
22 March 2023 - 14:51

Track Rating: Soft 6, Weather: Overcast, Rail Position: +7m Entire Course



BRISBANE RACING CLUB

Section	Overall	1400m	1200m	1000m	800m	600m	400m	200m
Section Times	1:41.35 [4] (0:17.43)	1:23.92 [5] (0:12.09)	1:11.83 [5] (0:12.34)	0:59.49 [5] (0:12.09)	0:47.40 [5] (0:12.40)	0:35.00 [5] (0:11.70)	0:23.30 [5] (0:11.15)	0:12.15 [2] (0:12.15)
Average Speed [km/h]	49.6	59.4	58.3	59.6	58.1	61.9	64.9	59.3
Top Speed [km/h]	60.4	60.1	60.1	60.9	59.4	65.4	66.0	64.1
Avg. Dist. to Rail [m]	1.0	0.4	0.3	0.2	0.4	1.0	3.1	2.7
Avg. Stride Freq. [Hz]	2.0	2.1	2.1	2.1	2.1	2.2	2.4	2.3
Avg. Stride Length [m]	6.7	7.6	7.5	7.7	7.7	7.7	7.5	7.3



- [ ] Ranking at each section and finish
- .-.- No data available at this section
- NA No data available



Horse/Jockey Name	Dream Song
Final Rank	5
Fastest Section Time (Section)	0:11.40 (400m)
Top Speed [km/h] (Section)	64.9 (400m)
Race State	Finished



Doomben QLD Professional

Race 4: CASCADE BENCHMARK 65 Handicap - 1640m

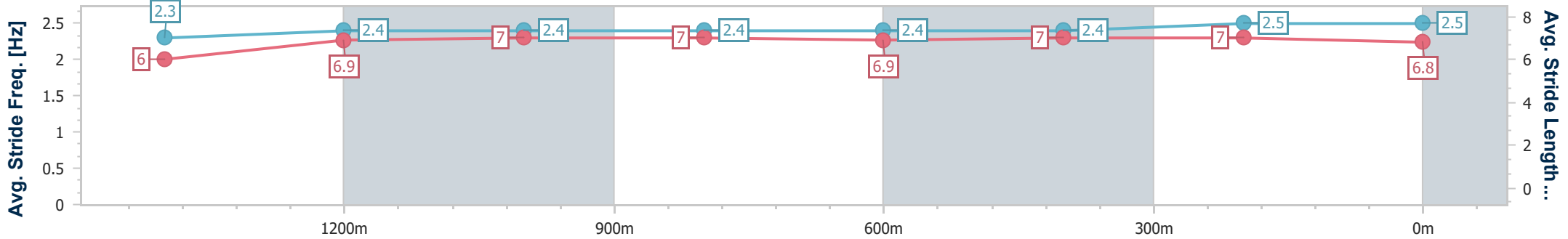
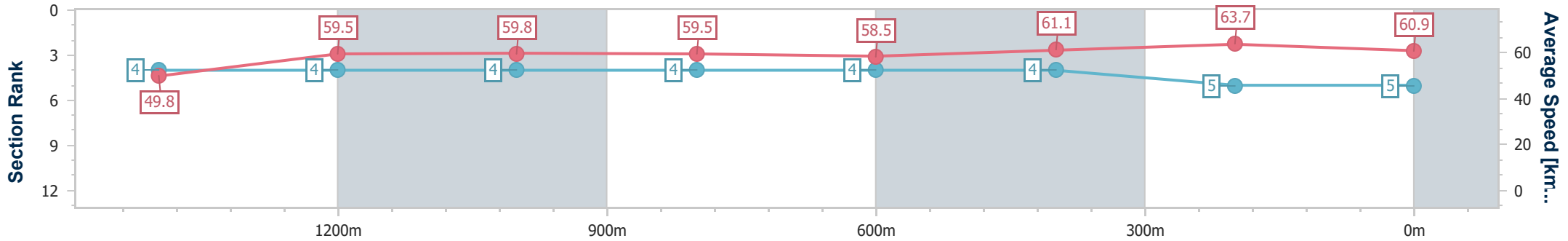
22 March 2023 - 14:51

Track Rating: Soft 6, Weather: Overcast, Rail Position: +7m Entire Course



BRISBANE RACING CLUB

Section	Overall	1400m	1200m	1000m	800m	600m	400m	200m
Section Times	1:41.44 [5] (0:17.35)	1:24.09 [4] (0:12.22)	1:11.87 [4] (0:12.03)	0:59.84 [4] (0:12.16)	0:47.68 [4] (0:12.50)	0:35.18 [4] (0:11.94)	0:23.24 [4] (0:11.40)	0:11.84 [5] (0:11.84)
Average Speed [km/h]	49.8	59.5	59.8	59.5	58.5	61.1	63.7	60.9
Top Speed [km/h]	61.5	60.7	61.0	61.7	60.1	63.2	64.9	62.6
Avg. Dist. to Rail [m]	1.8	1.6	2.2	1.8	2.8	2.7	4.6	5.7
Avg. Stride Freq. [Hz]	2.3	2.4	2.4	2.4	2.4	2.4	2.5	2.5
Avg. Stride Length [m]	6.0	6.9	7.0	7.0	6.9	7.0	7.0	6.8



- [ ] Ranking at each section and finish
- .-.- No data available at this section
- NA No data available