



Sunshine Coast QLD Professional
Race 8: GIRLS FOOTY'S BACK AT KAWANA BENCHMARK 58 Handicap - 1300m
19 March 2023 - 16:49



Track Rating: Good 4, Weather: Fine, Rail Position: +5m Entire

Section		Overall	1200m	1000m	800m	600m	400m	Last 600m				
Field Times		1:17.48 (0:07.92)	1:09.56 (0:10.87)	0:58.69 (0:11.24)	0:47.45 (0:12.09)	0:35.36 (0:11.81)	0:23.55 (0:11.54)	0:35.36				
Rank	TAB Horse/Jockey	Barrier	Top Speed [km/h]	Fastest Section	Distance Travelled [m]							
1	1 MIO SORRENTO Justin Huxtable	6	66.4 400m	0:08.27 Overall	1:17.48 [1] (0:08.27)	1:09.21 [4] (0:11.15)	0:58.06 [4] (0:11.41)	0:46.65 [4] (0:12.02)	0:34.63 [4] (0:11.69)	0:22.94 [3] (0:11.09)	0:34.63	
2	11 BAMBALAM Boris Thornton	9	68.7 1200m	0:07.94 Overall	1:17.56 [2] (0:07.94)	1:09.62 [2] (0:10.85)	0:58.77 [1] (0:11.24)	0:47.53 [1] (0:12.09)	0:35.44 [1] (0:11.81)	0:23.63 [1] (0:11.57)	0:35.44	-5
3	15 THAT'S A MIRACLE Nikita Beriman	3	65.7 1200m	0:07.92 Overall	1:17.69 [3] (0:07.92)	1:09.77 [1] (0:11.10)	0:58.67 [2] (0:11.40)	0:47.27 [2] (0:11.82)	0:35.45 [2] (0:11.80)	0:23.65 [2] (0:11.43)	0:35.45	+1
4	2 SON OF MERCURY Cody Collis	10	65.0 400m	0:08.28 Overall	1:18.02 [4] (0:08.28)	1:09.74 [5] (0:11.32)	0:58.42 [5] (0:11.47)	0:46.95 [5] (0:11.67)	0:35.28 [5] (0:11.80)	0:23.48 [5] (0:11.32)	0:35.28	+2
5	10 GEM OF THE LOCHS Tegan Harrison	14	65.7 1200m	0:08.13 Overall	1:18.02 [5] (0:08.13)	1:09.89 [3] (0:11.08)	0:58.81 [3] (0:11.35)	0:47.46 [3] (0:11.96)	0:35.50 [3] (0:11.75)	0:23.75 [4] (0:11.53)	0:35.50	+4
6	9 SPRING VALLEY Larry Cassidy	11	65.5 800m	0:08.52 Overall	1:18.06 [6] (0:08.52)	1:09.54 [9] (0:11.65)	0:57.89 [9] (0:11.45)	0:46.44 [9] (0:11.52)	0:34.92 [9] (0:11.39)	0:23.53 [8] (0:11.43)	0:34.92	+4
7	13 IDLING BY Angela Jones	13	65.2 1200m	0:08.40 Overall	1:18.14 [7] (0:08.40)	1:09.74 [6] (0:11.35)	0:58.39 [6] (0:11.42)	0:46.97 [6] (0:11.60)	0:35.37 [6] (0:11.82)	0:23.55 [6] (0:11.39)	0:35.37	+3
8	5 TUSCANY BOUND Bailey Wheeler	2	64.5 1000m	0:08.55 Overall	1:18.24 [8] (0:08.55)	1:09.69 [8] (0:11.47)	0:58.22 [8] (0:11.42)	0:46.80 [7] (0:11.54)	0:35.26 [7] (0:11.62)	0:23.64 [7] (0:11.35)	0:35.26	+3
9	6 DAEDALUS Damien Thornton	12	65.1 1200m	0:08.81 Overall	1:18.39 [9] (0:08.81)	1:09.58 [10] (0:11.56)	0:58.02 [10] (0:11.44)	0:46.58 [10] (0:11.64)	0:34.94 [10] (0:11.56)	0:23.38 [10] (0:11.24)	0:34.94	+7
10	8 KABOOM Ben Thompson	5	64.8 1200m	0:08.49 Overall	1:18.58 [10] (0:08.49)	1:10.09 [7] (0:11.42)	0:58.67 [7] (0:11.55)	0:47.12 [8] (0:11.67)	0:35.45 [8] (0:11.76)	0:23.69 [9] (0:11.38)	0:35.45	+2

Scratched: Canny Impact (#3), Espresso Love (#4), Devillain (#7), Birdonawing (#12), Sleigh Queen (#14)

[] Ranking at each section and finish
 -:-:- No data available at this section
 NA No data available
 SCN Saddle cloth number
 DNF Did not finish
 DNT Did not track



Sunshine Coast QLD Professional
Race 8: GIRLS FOOTY'S BACK AT KAWANA BENCHMARK 58 Handicap - 1300m
19 March 2023 - 16:49



Track Rating: Good 4, Weather: Fine, Rail Position: +5m Entire

Section							200m			Last 600m
Field Times							0:12.01 (0:12.01)			0:35.36
Rank	TAB	Horse/Jockey	Barrier	Top Speed [km/h]	Fastest Section	Margin			Distance Travelled [m]	
1	1	MIO SORRENTO Justin Huxtable	6	66.4 400m	0:08.27 Overall	0:11.85 [1] (0:11.85)	1:17.48			0:34.63
2	11	BAMBALAM Boris Thornton	9	68.7 1200m	0:07.94 Overall	0:12.06 [3] (0:12.06)	0.3L			0:35.44 -5
3	15	THAT'S A MIRACLE Nikita Beriman	3	65.7 1200m	0:07.92 Overall	0:12.22 [2] (0:12.22)	0.8L			0:35.45 +1
4	2	SON OF MERCURY Cody Collis	10	65.0 400m	0:08.28 Overall	0:12.16 [4] (0:12.16)	2.6L			0:35.28 +2
5	10	GEM OF THE LOCHS Tegan Harrison	14	65.7 1200m	0:08.13 Overall	0:12.22 [7] (0:12.22)	2.7L			0:35.50 +4
6	9	SPRING VALLEY Larry Cassidy	11	65.5 800m	0:08.52 Overall	0:12.10 [8] (0:12.10)	2.9L			0:34.92 +4
7	13	IDLING BY Angela Jones	13	65.2 1200m	0:08.40 Overall	0:12.16 [6] (0:12.16)	3.3L			0:35.37 +3
8	5	TUSCANY BOUND Bailey Wheeler	2	64.5 1000m	0:08.55 Overall	0:12.29 [5] (0:12.29)	3.8L			0:35.26 +3
9	6	DAEDALUS Damien Thornton	12	65.1 1200m	0:08.81 Overall	0:12.14 [9] (0:12.14)	4.6L			0:34.94 +7
10	8	KABOOM Ben Thompson	5	64.8 1200m	0:08.49 Overall	0:12.31 [10] (0:12.31)	5.6L			0:35.45 +2

Scratched: Canny Impact (#3), Espresso Love (#4), Devillain (#7), Birdonawing (#12), Sleigh Queen (#14)

[] Ranking at each section and finish
 -:-:- No data available at this section
 NA No data available

SCN Saddle cloth number
 DNF Did not finish
 DNT Did not track



Horse/Jockey Name	Mio Sorrento
Final Rank	1
Fastest Section Time (Section)	0:08.27 (Overall)
Top Speed [km/h] (Section)	66.4 (400m)
Race State	Finished

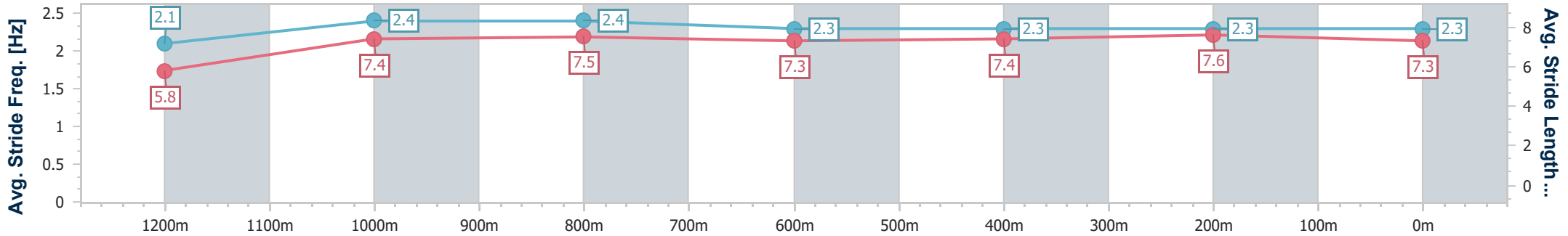
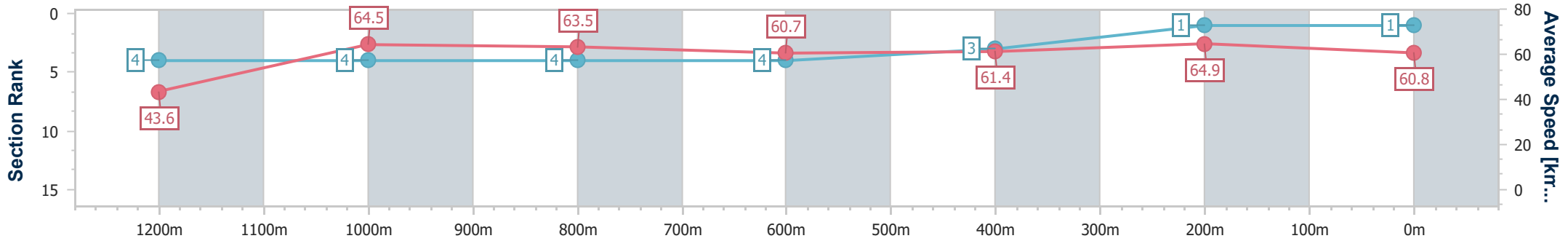


Sunshine Coast QLD Professional
 Race 8: GIRLS FOOTY'S BACK AT KAWANA BENCHMARK 58
 Handicap - 1300m
 19 March 2023 - 16:49



Track Rating: Good 4, Weather: Fine, Rail Position: +5m Entire

Section	Overall	1200m	1000m	800m	600m	400m	200m
Section Times	1:17.48 [1] (0:08.27)	1:09.21 [4] (0:11.15)	0:58.06 [4] (0:11.41)	0:46.65 [4] (0:12.02)	0:34.63 [4] (0:11.69)	0:22.94 [3] (0:11.09)	0:11.85 [1] (0:11.85)
Average Speed [km/h]	43.6	64.5	63.5	60.7	61.4	64.9	60.8
Top Speed [km/h]	62.5	65.5	65.2	62.0	63.3	66.4	63.5
Avg. Dist. to Rail [m]	5.6	2.3	1.9	2.4	0.8	1.0	2.9
Avg. Stride Freq. [Hz]	2.1	2.4	2.4	2.3	2.3	2.3	2.3
Avg. Stride Length [m]	5.8	7.4	7.5	7.3	7.4	7.6	7.3



- [] Ranking at each section and finish
- .-.- No data available at this section
- NA No data available



Horse/Jockey Name	Bambalam
Final Rank	2
Fastest Section Time (Section)	0:07.94 (Overall)
Top Speed [km/h] (Section)	68.7 (1200m)
Race State	Finished



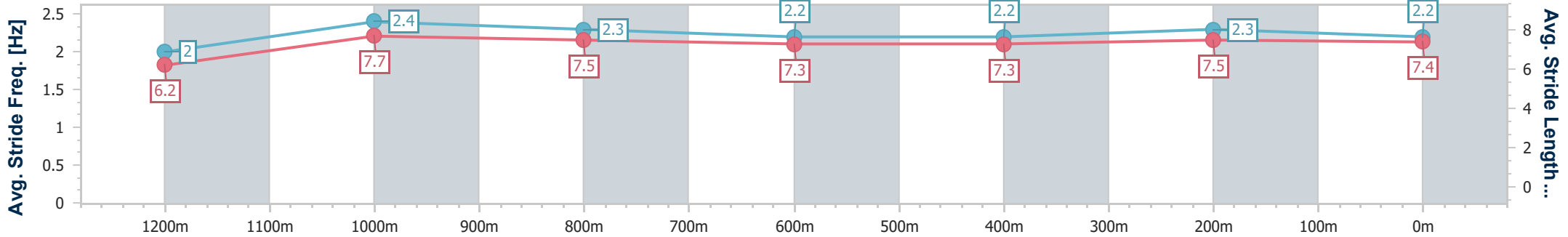
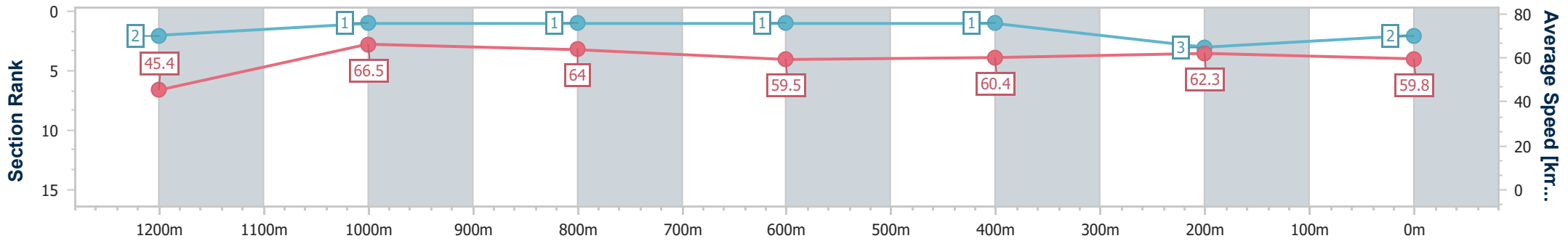
Sunshine Coast QLD Professional
 Race 8: GIRLS FOOTY'S BACK AT KAWANA BENCHMARK 58
 Handicap - 1300m



19 March 2023 - 16:49

Track Rating: Good 4, Weather: Fine, Rail Position: +5m Entire

Section	Overall	1200m	1000m	800m	600m	400m	200m
Section Times	1:17.56 [2] (0:07.94)	1:09.62 [2] (0:10.85)	0:58.77 [1] (0:11.24)	0:47.53 [1] (0:12.09)	0:35.44 [1] (0:11.81)	0:23.63 [1] (0:11.57)	0:12.06 [3] (0:12.06)
Average Speed [km/h]	45.4	66.5	64.0	59.5	60.4	62.3	59.8
Top Speed [km/h]	63.1	68.7	67.3	62.1	61.9	63.4	62.7
Avg. Dist. to Rail [m]	7.2	3.3	0.4	0.3	1.5	1.8	3.0
Avg. Stride Freq. [Hz]	2.0	2.4	2.3	2.2	2.2	2.3	2.2
Avg. Stride Length [m]	6.2	7.7	7.5	7.3	7.3	7.5	7.4



- [] Ranking at each section and finish
- .-.- No data available at this section
- NA No data available



Horse/Jockey Name	That's A Miracle
Final Rank	3
Fastest Section Time (Section)	0:07.92 (Overall)
Top Speed [km/h] (Section)	65.7 (1200m)
Race State	Finished



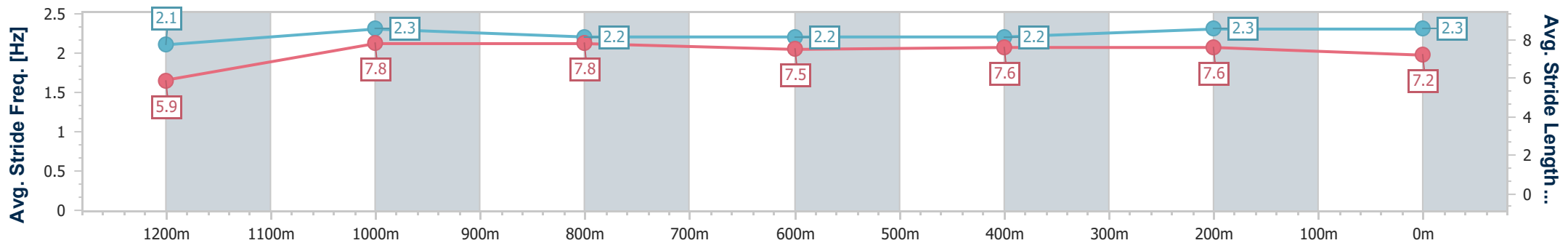
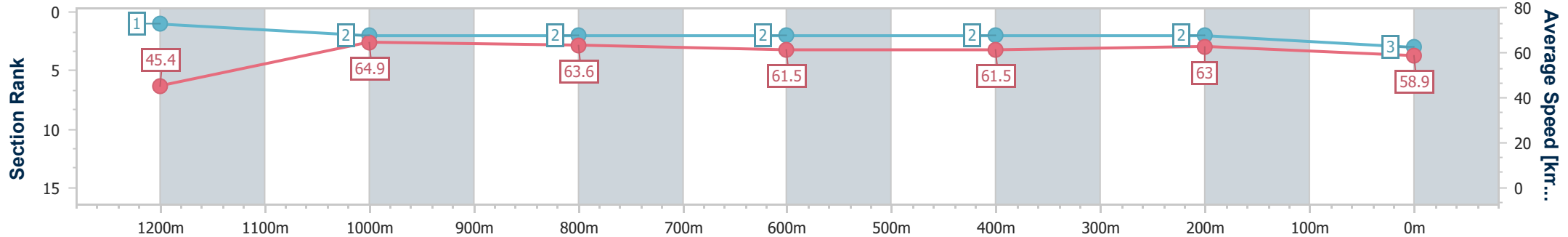
Sunshine Coast QLD Professional
 Race 8: GIRLS FOOTY'S BACK AT KAWANA BENCHMARK 58
 Handicap - 1300m



19 March 2023 - 16:49

Track Rating: Good 4, Weather: Fine, Rail Position: +5m Entire

Section	Overall	1200m	1000m	800m	600m	400m	200m
Section Times	1:17.69 [3] (0:07.92)	1:09.77 [1] (0:11.10)	0:58.67 [2] (0:11.40)	0:47.27 [2] (0:11.82)	0:35.45 [2] (0:11.80)	0:23.65 [2] (0:11.43)	0:12.22 [2] (0:12.22)
Average Speed [km/h]	45.4	64.9	63.6	61.5	61.5	63.0	58.9
Top Speed [km/h]	61.6	65.7	65.2	62.8	62.5	64.4	63.1
Avg. Dist. to Rail [m]	4.8	2.7	2.5	1.9	1.3	4.0	6.0
Avg. Stride Freq. [Hz]	2.1	2.3	2.2	2.2	2.2	2.3	2.3
Avg. Stride Length [m]	5.9	7.8	7.8	7.5	7.6	7.6	7.2



- [] Ranking at each section and finish
- .-.- No data available at this section
- NA No data available



Horse/Jockey Name	Son Of Mercury
Final Rank	4
Fastest Section Time (Section)	0:08.28 (Overall)
Top Speed [km/h] (Section)	65.0 (400m)
Race State	Finished

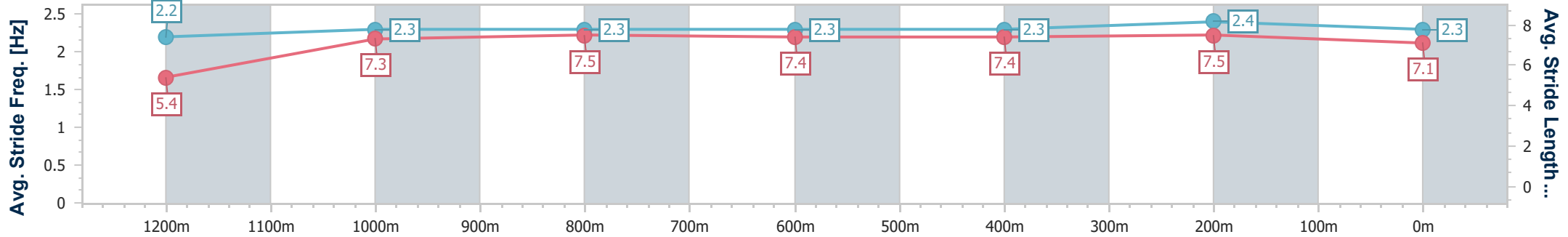
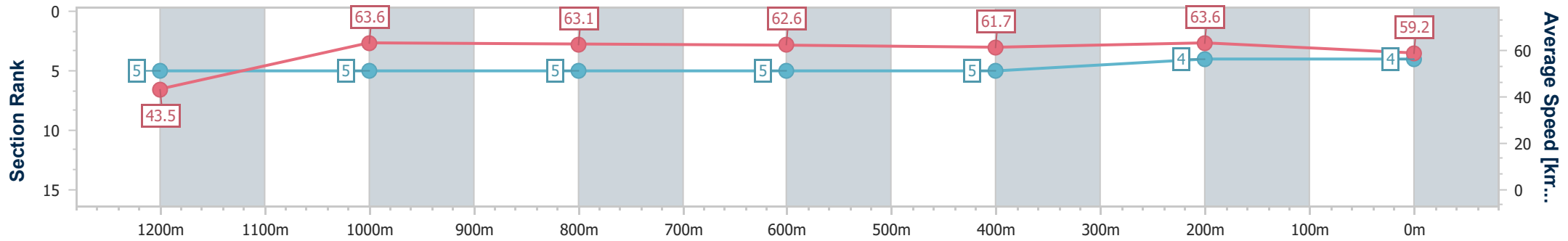


Sunshine Coast QLD Professional
 Race 8: GIRLS FOOTY'S BACK AT KAWANA BENCHMARK 58
 Handicap - 1300m
 19 March 2023 - 16:49



Track Rating: Good 4, Weather: Fine, Rail Position: +5m Entire

Section	Overall	1200m	1000m	800m	600m	400m	200m
Section Times	1:18.02 [4] (0:08.28)	1:09.74 [5] (0:11.32)	0:58.42 [5] (0:11.47)	0:46.95 [5] (0:11.67)	0:35.28 [5] (0:11.80)	0:23.48 [5] (0:11.32)	0:12.16 [4] (0:12.16)
Average Speed [km/h]	43.5	63.6	63.1	62.6	61.7	63.6	59.2
Top Speed [km/h]	60.6	64.1	63.6	62.8	63.4	65.0	62.8
Avg. Dist. to Rail [m]	8.4	4.1	2.6	2.5	1.9	4.1	5.0
Avg. Stride Freq. [Hz]	2.2	2.3	2.3	2.3	2.3	2.4	2.3
Avg. Stride Length [m]	5.4	7.3	7.5	7.4	7.4	7.5	7.1



- [] Ranking at each section and finish
- .-.- No data available at this section
- NA No data available



Horse/Jockey Name	Gem of the Lochs
Final Rank	5
Fastest Section Time (Section)	0:08.13 (Overall)
Top Speed [km/h] (Section)	65.7 (1200m)
Race State	Finished

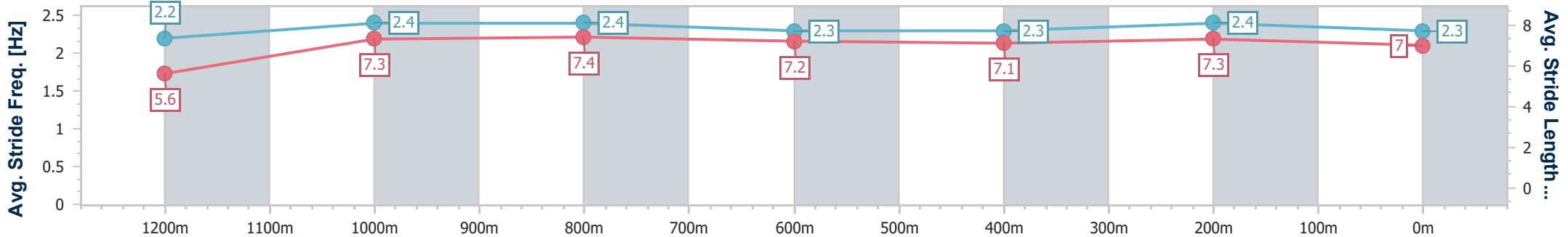
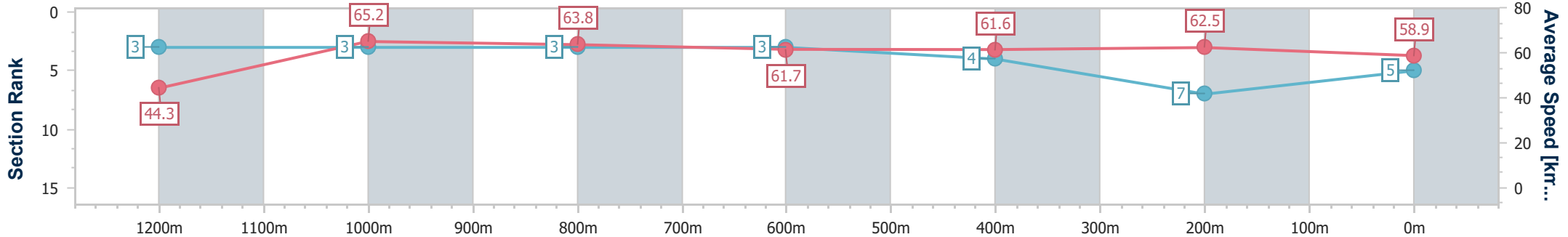


Sunshine Coast QLD Professional
 Race 8: GIRLS FOOTY'S BACK AT KAWANA BENCHMARK 58
 Handicap - 1300m
 19 March 2023 - 16:49



Track Rating: Good 4, Weather: Fine, Rail Position: +5m Entire

Section	Overall	1200m	1000m	800m	600m	400m	200m
Section Times	1:18.02 [5] (0:08.13)	1:09.89 [3] (0:11.08)	0:58.81 [3] (0:11.35)	0:47.46 [3] (0:11.96)	0:35.50 [3] (0:11.75)	0:23.75 [4] (0:11.53)	0:12.22 [7] (0:12.22)
Average Speed [km/h]	44.3	65.2	63.8	61.7	61.6	62.5	58.9
Top Speed [km/h]	62.2	65.7	64.9	63.1	63.4	64.5	61.3
Avg. Dist. to Rail [m]	12.3	5.2	3.0	4.1	0.9	3.5	4.7
Avg. Stride Freq. [Hz]	2.2	2.4	2.4	2.3	2.3	2.4	2.3
Avg. Stride Length [m]	5.6	7.3	7.4	7.2	7.1	7.3	7.0



- [] Ranking at each section and finish
- .-.- No data available at this section
- NA No data available



Horse/Jockey Name	Spring Valley
Final Rank	6
Fastest Section Time (Section)	0:08.52 (Overall)
Top Speed [km/h] (Section)	65.5 (800m)
Race State	Finished

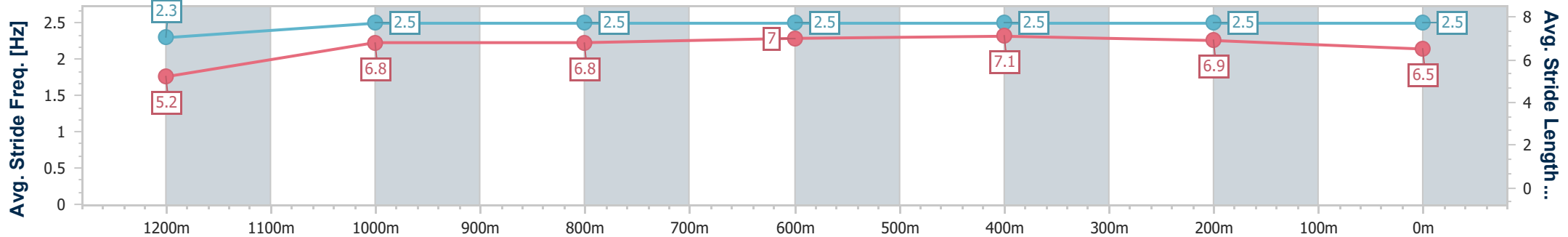
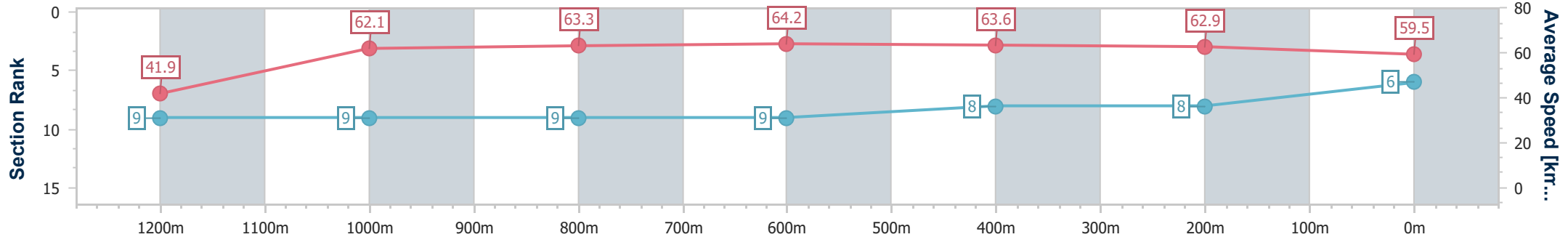


Sunshine Coast QLD Professional
 Race 8: GIRLS FOOTY'S BACK AT KAWANA BENCHMARK 58
 Handicap - 1300m
 19 March 2023 - 16:49



Track Rating: Good 4, Weather: Fine, Rail Position: +5m Entire

Section	Overall	1200m	1000m	800m	600m	400m	200m
Section Times	1:18.06 [6] (0:08.52)	1:09.54 [9] (0:11.65)	0:57.89 [9] (0:11.45)	0:46.44 [9] (0:11.52)	0:34.92 [9] (0:11.39)	0:23.53 [8] (0:11.43)	0:12.10 [8] (0:12.10)
Average Speed [km/h]	41.9	62.1	63.3	64.2	63.6	62.9	59.5
Top Speed [km/h]	60.0	63.8	63.9	65.5	64.7	64.3	62.6
Avg. Dist. to Rail [m]	9.1	3.7	2.1	4.5	1.4	0.7	2.7
Avg. Stride Freq. [Hz]	2.3	2.5	2.5	2.5	2.5	2.5	2.5
Avg. Stride Length [m]	5.2	6.8	6.8	7.0	7.1	6.9	6.5



- [] Ranking at each section and finish
- .-.- No data available at this section
- NA No data available



Horse/Jockey Name	Idling By
Final Rank	7
Fastest Section Time (Section)	0:08.40 (Overall)
Top Speed [km/h] (Section)	65.2 (1200m)
Race State	Finished

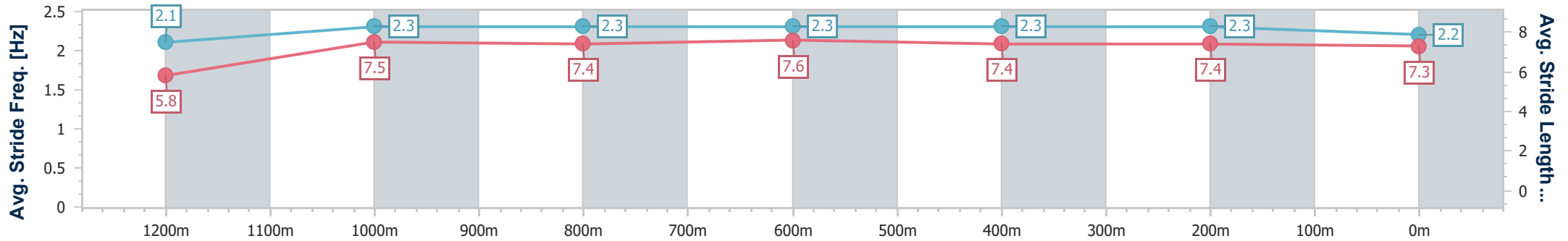
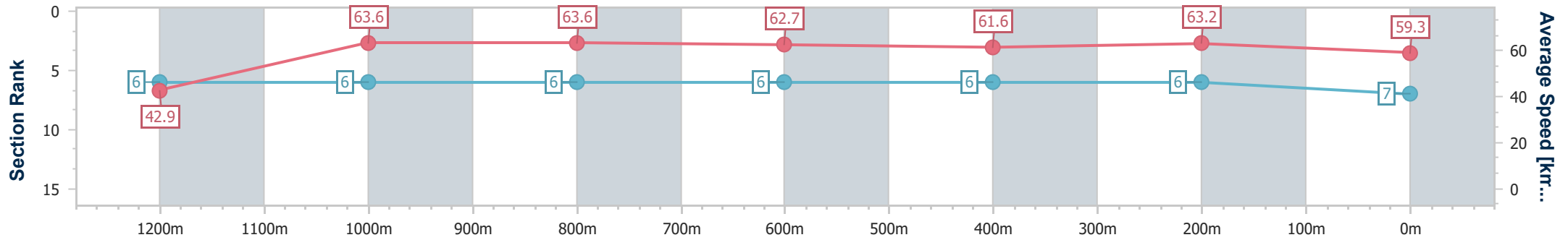


Sunshine Coast QLD Professional
 Race 8: GIRLS FOOTY'S BACK AT KAWANA BENCHMARK 58
 Handicap - 1300m
 19 March 2023 - 16:49



Track Rating: Good 4, Weather: Fine, Rail Position: +5m Entire

Section	Overall	1200m	1000m	800m	600m	400m	200m
Section Times	1:18.14 [7] (0:08.40)	1:09.74 [6] (0:11.35)	0:58.39 [6] (0:11.42)	0:46.97 [6] (0:11.60)	0:35.37 [6] (0:11.82)	0:23.55 [6] (0:11.39)	0:12.16 [6] (0:12.16)
Average Speed [km/h]	42.9	63.6	63.6	62.7	61.6	63.2	59.3
Top Speed [km/h]	59.2	65.2	64.4	62.9	62.9	64.1	62.7
Avg. Dist. to Rail [m]	10.5	5.4	3.5	1.9	2.0	5.4	6.6
Avg. Stride Freq. [Hz]	2.1	2.3	2.3	2.3	2.3	2.3	2.2
Avg. Stride Length [m]	5.8	7.5	7.4	7.6	7.4	7.4	7.3



- [] Ranking at each section and finish
- .-.- No data available at this section
- NA No data available



Horse/Jockey Name	Tuscany Bound
Final Rank	8
Fastest Section Time (Section)	0:08.55 (Overall)
Top Speed [km/h] (Section)	64.5 (1000m)
Race State	Finished

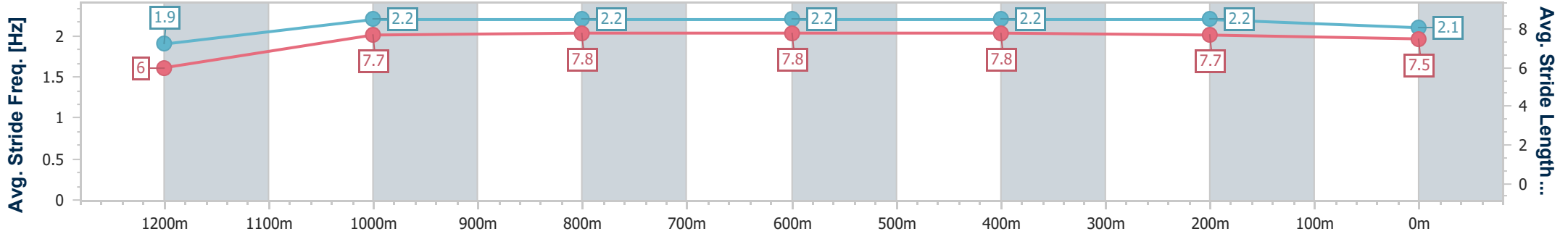
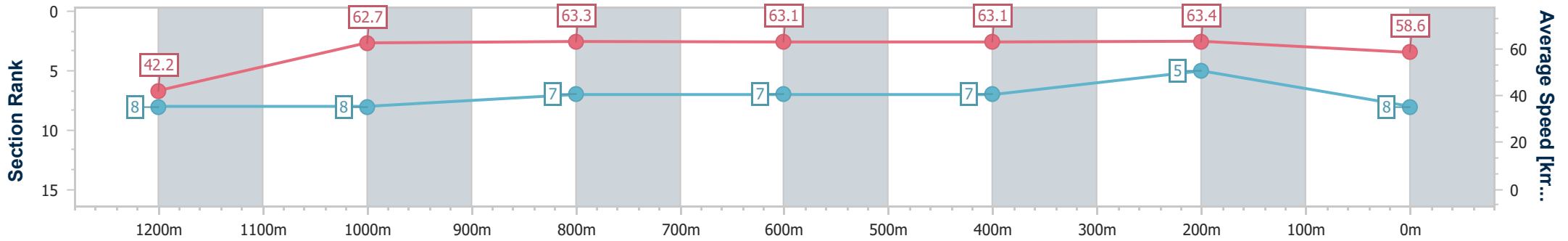


Sunshine Coast QLD Professional
 Race 8: GIRLS FOOTY'S BACK AT KAWANA BENCHMARK 58
 Handicap - 1300m
 19 March 2023 - 16:49



Track Rating: Good 4, Weather: Fine, Rail Position: +5m Entire

Section	Overall	1200m	1000m	800m	600m	400m	200m
Section Times	1:18.24 [8] (0:08.55)	1:09.69 [8] (0:11.47)	0:58.22 [8] (0:11.42)	0:46.80 [7] (0:11.54)	0:35.26 [7] (0:11.62)	0:23.64 [7] (0:11.35)	0:12.29 [5] (0:12.29)
Average Speed [km/h]	42.2	62.7	63.3	63.1	63.1	63.4	58.6
Top Speed [km/h]	59.8	63.7	64.5	63.4	64.0	64.4	61.7
Avg. Dist. to Rail [m]	3.2	2.6	1.6	2.1	3.0	6.8	7.9
Avg. Stride Freq. [Hz]	1.9	2.2	2.2	2.2	2.2	2.2	2.1
Avg. Stride Length [m]	6.0	7.7	7.8	7.8	7.8	7.7	7.5



- [] Ranking at each section and finish
- .-.- No data available at this section
- NA No data available



Horse/Jockey Name	Daedalus
Final Rank	9
Fastest Section Time (Section)	0:08.81 (Overall)
Top Speed [km/h] (Section)	65.1 (1200m)
Race State	Finished

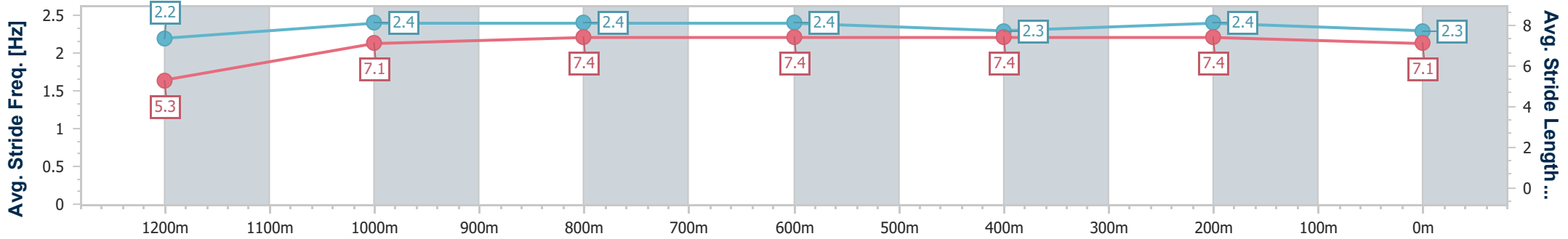
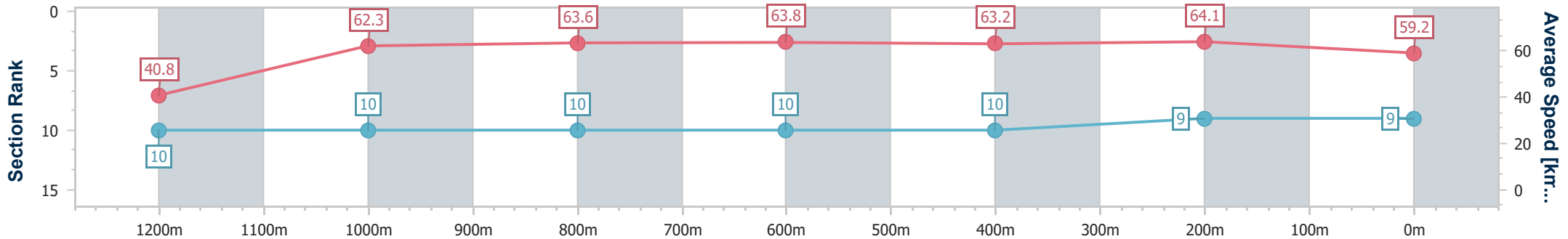


Sunshine Coast QLD Professional
 Race 8: GIRLS FOOTY'S BACK AT KAWANA BENCHMARK 58
 Handicap - 1300m
 19 March 2023 - 16:49



Track Rating: Good 4, Weather: Fine, Rail Position: +5m Entire

Section	Overall	1200m	1000m	800m	600m	400m	200m
Section Times	1:18.39 [9] (0:08.81)	1:09.58 [10] (0:11.56)	0:58.02 [10] (0:11.44)	0:46.58 [10] (0:11.64)	0:34.94 [10] (0:11.56)	0:23.38 [10] (0:11.24)	0:12.14 [9] (0:12.14)
Average Speed [km/h]	40.8	62.3	63.6	63.8	63.2	64.1	59.2
Top Speed [km/h]	59.8	65.1	65.0	64.6	63.9	65.0	62.1
Avg. Dist. to Rail [m]	9.7	5.4	3.9	5.4	2.4	3.3	4.8
Avg. Stride Freq. [Hz]	2.2	2.4	2.4	2.4	2.3	2.4	2.3
Avg. Stride Length [m]	5.3	7.1	7.4	7.4	7.4	7.4	7.1



- [] Ranking at each section and finish
- .-.- No data available at this section
- NA No data available



Horse/Jockey Name	Kaboom
Final Rank	10
Fastest Section Time (Section)	0:08.49 (Overall)
Top Speed [km/h] (Section)	64.8 (1200m)
Race State	Finished

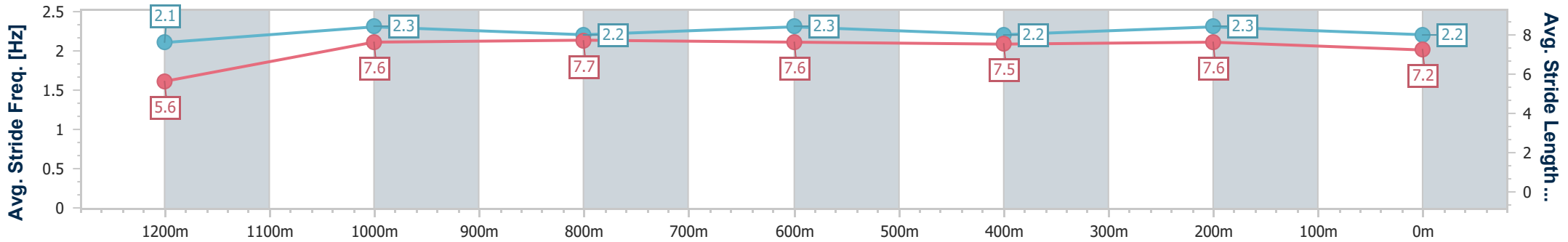
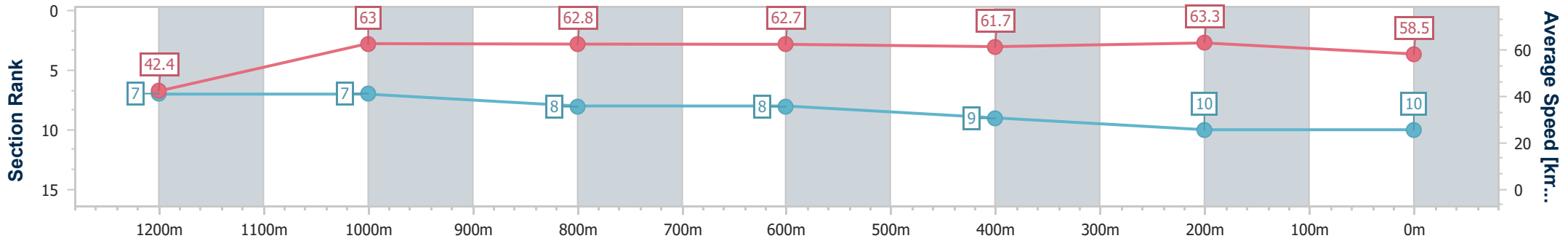


Sunshine Coast QLD Professional
 Race 8: GIRLS FOOTY'S BACK AT KAWANA BENCHMARK 58
 Handicap - 1300m
 19 March 2023 - 16:49



Track Rating: Good 4, Weather: Fine, Rail Position: +5m Entire

Section	Overall	1200m	1000m	800m	600m	400m	200m
Section Times	1:18.58 [10] (0:08.49)	1:10.09 [7] (0:11.42)	0:58.67 [7] (0:11.55)	0:47.12 [8] (0:11.67)	0:35.45 [8] (0:11.76)	0:23.69 [9] (0:11.38)	0:12.31 [10] (0:12.31)
Average Speed [km/h]	42.4	63.0	62.8	62.7	61.7	63.3	58.5
Top Speed [km/h]	59.7	64.8	64.4	63.4	62.9	63.9	62.3
Avg. Dist. to Rail [m]	4.9	4.3	3.1	2.8	1.1	4.6	7.0
Avg. Stride Freq. [Hz]	2.1	2.3	2.2	2.3	2.2	2.3	2.2
Avg. Stride Length [m]	5.6	7.6	7.7	7.6	7.5	7.6	7.2



- [] Ranking at each section and finish
- .-.- No data available at this section
- NA No data available