



Toowoomba QLD Professional

Race 5: BROWN & HURLEY Maiden Handicap - 1300m

18 March 2023 - 19:53



Track Rating: Good 3, Weather: Fine, Rail Position: +3m 800m-600m;+5m rem

Section		Overall	1200m	1000m	800m	600m	400m	Last 600m				
Field Times		1:19.82 (0:08.54)	1:11.28 (0:10.60)	1:00.68 (0:11.45)	0:49.23 (0:12.26)	0:36.97 (0:12.17)	0:24.80 (0:12.29)	0:36.97				
Rank	TAB Horse/Jockey	Barrier	Top Speed [km/h]	Fastest Section	Distance Travelled [m]							
1	3 UNION SPIRIT Anthony Allen	1	68.3 1200m	0:08.78 Overall	1:19.82 [1] (0:08.78)	1:11.04 [4] (0:10.96)	1:00.08 [5] (0:11.30)	0:48.78 [3] (0:12.02)	0:36.76 [3] (0:11.96)	0:24.80 [2] (0:12.29)	0:36.76	
2	5 SILVER WARRIOR Elione Chaves	3	67.0 1200m	0:08.87 Overall	1:20.06 [2] (0:08.87)	1:11.19 [6] (0:10.97)	1:00.22 [6] (0:11.50)	0:48.72 [5] (0:11.78)	0:36.94 [5] (0:12.24)	0:24.70 [4] (0:12.25)	0:36.94	-3
3	4 MR WANDJI Karl Zechner	9	70.0 1200m	0:08.54 Overall	1:20.87 [3] (0:08.54)	1:12.33 [1] (0:10.60)	1:01.73 [1] (0:11.45)	0:50.28 [1] (0:12.26)	0:38.02 [1] (0:12.29)	0:25.73 [1] (0:12.47)	0:38.02	-4
4	7 THE REAL SAINT Matthew Powell	4	68.3 1200m	0:08.67 Overall	1:20.95 [4] (0:08.67)	1:12.28 [3] (0:10.76)	1:01.52 [3] (0:11.43)	0:50.09 [2] (0:12.20)	0:37.89 [4] (0:12.29)	0:25.60 [3] (0:12.55)	0:37.89	-1
5	8 DUCHESS BREE Nozi Tomizawa	2	66.1 1200m	0:09.08 Overall	1:21.29 [5] (0:09.08)	1:12.21 [8] (0:11.11)	1:01.10 [8] (0:11.33)	0:49.77 [6] (0:11.84)	0:37.93 [6] (0:12.13)	0:25.80 [6] (0:12.46)	0:37.93	-4
6	6 ARTFUL GIRL Montanna Savva	6	66.5 1200m	0:08.95 Overall	1:21.81 [6] (0:08.95)	1:12.86 [7] (0:11.10)	1:01.76 [7] (0:11.69)	0:50.07 [7] (0:12.11)	0:37.96 [7] (0:12.38)	0:25.58 [7] (0:12.85)	0:37.96	-2
7	2 PORTOLA Alisha Donald	7	68.0 1200m	0:08.88 Overall	1:22.10 [7] (0:08.88)	1:13.22 [5] (0:10.81)	1:02.41 [4] (0:11.59)	0:50.82 [4] (0:11.78)	0:39.04 [2] (0:12.46)	0:26.58 [5] (0:13.19)	0:39.04	+4

Did Not Finish: Lockitineddy (#1)

Scratched: Giant Thunder (#9)



Toowoomba QLD Professional

Race 5: BROWN & HURLEY Maiden Handicap - 1300m

18 March 2023 - 19:53



Track Rating: Good 3, Weather: Fine, Rail Position: +3m 800m-600m;+5m rem

Section				200m				Last 600m	
Field Times				0:12.51 (0:12.51)				0:36.97	
Rank	TAB	Horse/Jockey	Barrier	Top Speed [km/h]	Fastest Section	Margin			Distance Travelled [m]
1	3	UNION SPIRIT Anthony Allen	1	68.3 1200m	0:08.78 Overall	0:12.51 [1] (0:12.51)	1:19.82		0:36.76
2	5	SILVER WARRIOR Elione Chaves	3	67.0 1200m	0:08.87 Overall	0:12.45 [3] (0:12.45)	1.3L		0:36.94 -3
3	4	MR WANDJI Karl Zechner	9	70.0 1200m	0:08.54 Overall	0:13.26 [2] (0:13.26)	5.8L		0:38.02 -4
4	7	THE REAL SAINT Matthew Powell	4	68.3 1200m	0:08.67 Overall	0:13.05 [4] (0:13.05)	6.3L		0:37.89 -1
5	8	DUCHESS BREE Nozi Tomizawa	2	66.1 1200m	0:09.08 Overall	0:13.34 [5] (0:13.34)	8.1L		0:37.93 -4
6	6	ARTFUL GIRL Montanna Savva	6	66.5 1200m	0:08.95 Overall	0:12.73 [7] (0:12.73)	11.1L		0:37.96 -2
7	2	PORTOLA Alisha Donald	7	68.0 1200m	0:08.88 Overall	0:13.39 [6] (0:13.39)	12.6L		0:39.04 +4

Did Not Finish: Lockitineddy (#1)

Scratched: Giant Thunder (#9)



Horse/Jockey Name	Union Spirit
Final Rank	1
Fastest Section Time (Section)	0:08.78 (Overall)
Top Speed [km/h] (Section)	68.3 (1200m)
Race State	Finished



Toowoomba QLD Professional

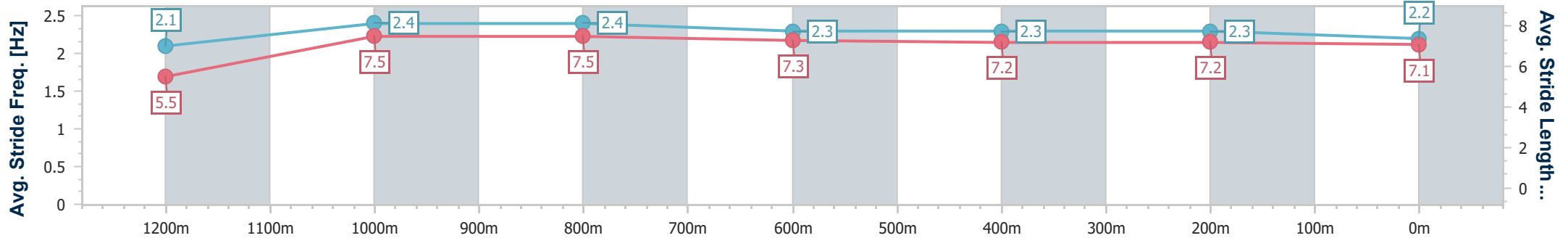
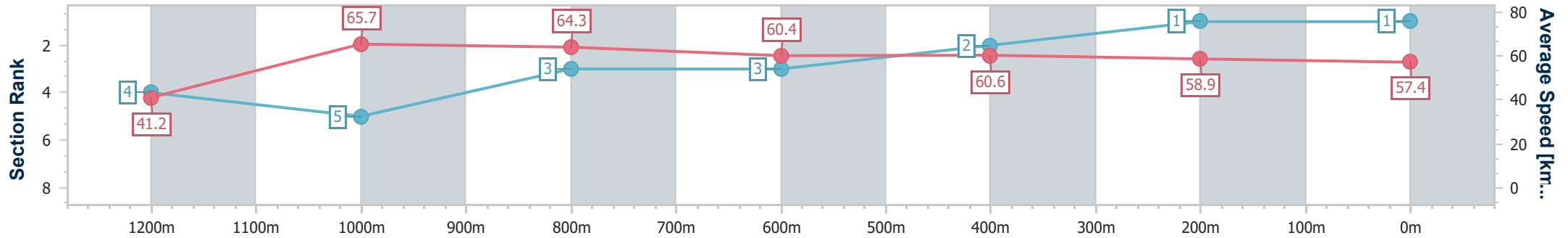
Race 5: BROWN & HURLEY Maiden Handicap - 1300m

18 March 2023 - 19:53

Track Rating: Good 3, Weather: Fine, Rail Position: +3m 800m-600m;+5m rem



Section	Overall	1200m	1000m	800m	600m	400m	200m
Section Times	1:19.82 [1] (0:08.78)	1:11.04 [4] (0:10.96)	1:00.08 [5] (0:11.30)	0:48.78 [3] (0:12.02)	0:36.76 [3] (0:11.96)	0:24.80 [2] (0:12.29)	0:12.51 [1] (0:12.51)
Average Speed [km/h]	41.2	65.7	64.3	60.4	60.6	58.9	57.4
Top Speed [km/h]	61.3	68.3	65.9	62.1	61.4	60.4	59.0
Avg. Dist. to Rail [m]	1.3	0.7	2.2	2.6	1.1	1.3	0.2
Avg. Stride Freq. [Hz]	2.1	2.4	2.4	2.3	2.3	2.3	2.2
Avg. Stride Length [m]	5.5	7.5	7.5	7.3	7.2	7.2	7.1



- [] Ranking at each section and finish
- .-.- No data available at this section
- NA No data available



Horse/Jockey Name	Silver Warrior
Final Rank	2
Fastest Section Time (Section)	0:08.87 (Overall)
Top Speed [km/h] (Section)	67.0 (1200m)
Race State	Finished



Toowoomba QLD Professional

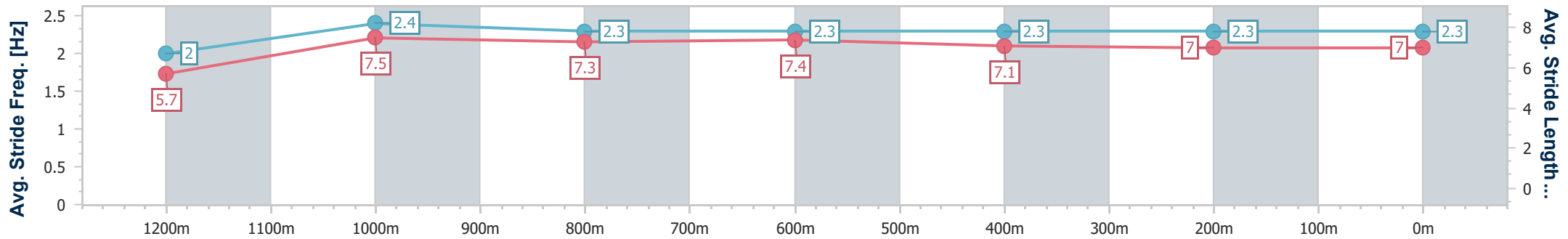
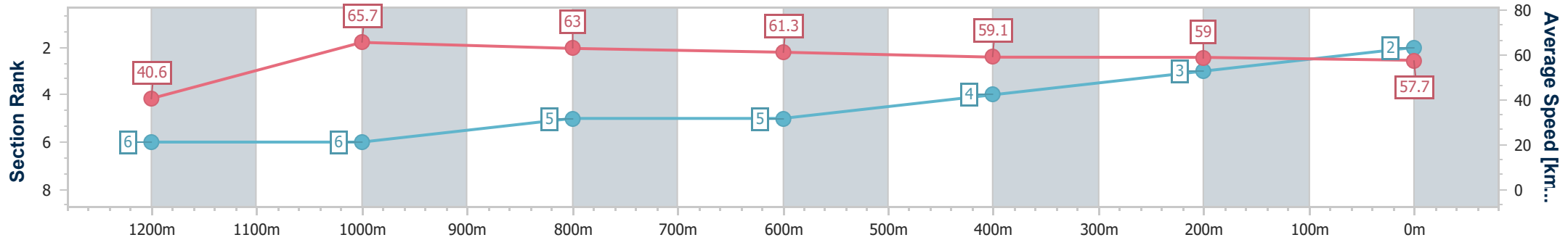
Race 5: BROWN & HURLEY Maiden Handicap - 1300m

18 March 2023 - 19:53

Track Rating: Good 3, Weather: Fine, Rail Position: +3m 800m-600m;+5m rem



Section	Overall	1200m	1000m	800m	600m	400m	200m
Section Times	1:20.06 [2] (0:08.87)	1:11.19 [6] (0:10.97)	1:00.22 [6] (0:11.50)	0:48.72 [5] (0:11.78)	0:36.94 [5] (0:12.24)	0:24.70 [4] (0:12.25)	0:12.45 [3] (0:12.45)
Average Speed [km/h]	40.6	65.7	63.0	61.3	59.1	59.0	57.7
Top Speed [km/h]	62.3	67.0	65.6	62.6	60.3	60.8	60.0
Avg. Dist. to Rail [m]	6.8	3.9	2.0	0.8	0.4	1.8	1.0
Avg. Stride Freq. [Hz]	2.0	2.4	2.3	2.3	2.3	2.3	2.3
Avg. Stride Length [m]	5.7	7.5	7.3	7.4	7.1	7.0	7.0



- [] Ranking at each section and finish
- .-.- No data available at this section
- NA No data available



Horse/Jockey Name	Mr Wandji
Final Rank	3
Fastest Section Time (Section)	0:08.54 (Overall)
Top Speed [km/h] (Section)	70.0 (1200m)
Race State	Finished



Toowoomba QLD Professional

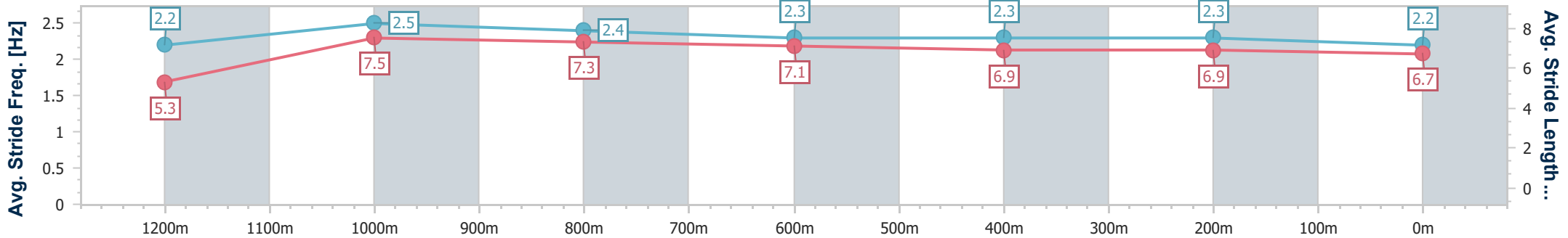
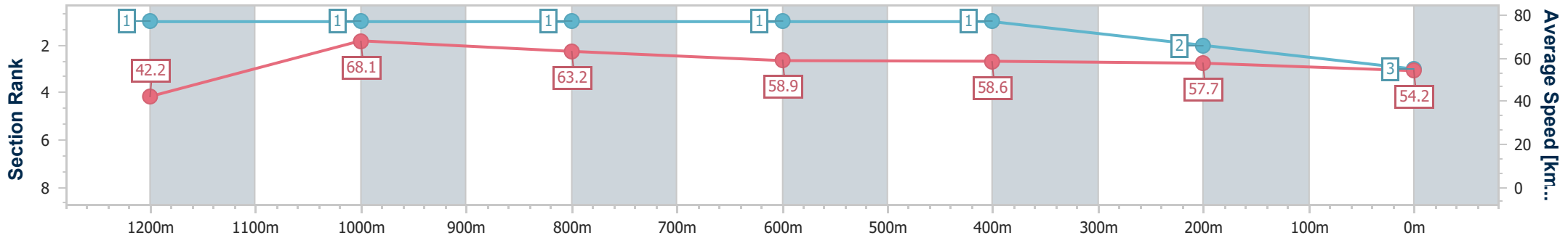
Race 5: BROWN & HURLEY Maiden Handicap - 1300m

18 March 2023 - 19:53

Track Rating: Good 3, Weather: Fine, Rail Position: +3m 800m-600m; +5m rem



Section	Overall	1200m	1000m	800m	600m	400m	200m
Section Times	1:20.87 [3] (0:08.54)	1:12.33 [1] (0:10.60)	1:01.73 [1] (0:11.45)	0:50.28 [1] (0:12.26)	0:38.02 [1] (0:12.29)	0:25.73 [1] (0:12.47)	0:13.26 [2] (0:13.26)
Average Speed [km/h]	42.2	68.1	63.2	58.9	58.6	57.7	54.2
Top Speed [km/h]	64.7	70.0	67.9	60.0	60.1	58.9	55.9
Avg. Dist. to Rail [m]	8.2	4.1	1.7	1.0	0.6	0.5	2.5
Avg. Stride Freq. [Hz]	2.2	2.5	2.4	2.3	2.3	2.3	2.2
Avg. Stride Length [m]	5.3	7.5	7.3	7.1	6.9	6.9	6.7



- [] Ranking at each section and finish
- .-.- No data available at this section
- NA No data available



Horse/Jockey Name	The Real Saint
Final Rank	4
Fastest Section Time (Section)	0:08.67 (Overall)
Top Speed [km/h] (Section)	68.3 (1200m)
Race State	Finished



Toowoomba QLD Professional

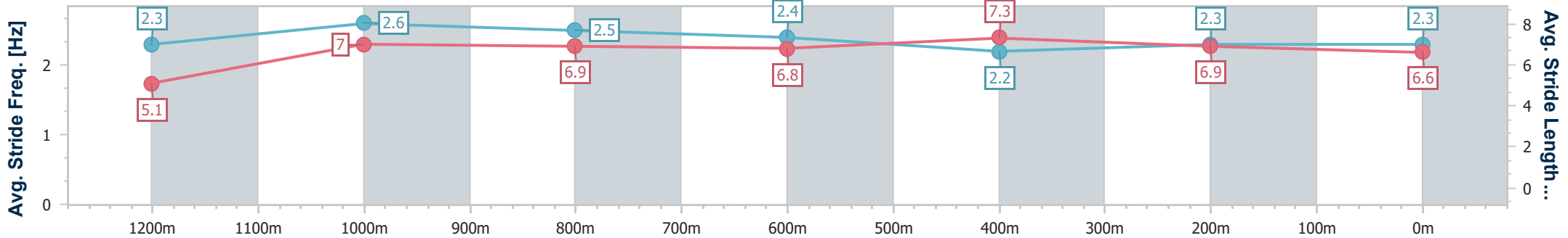
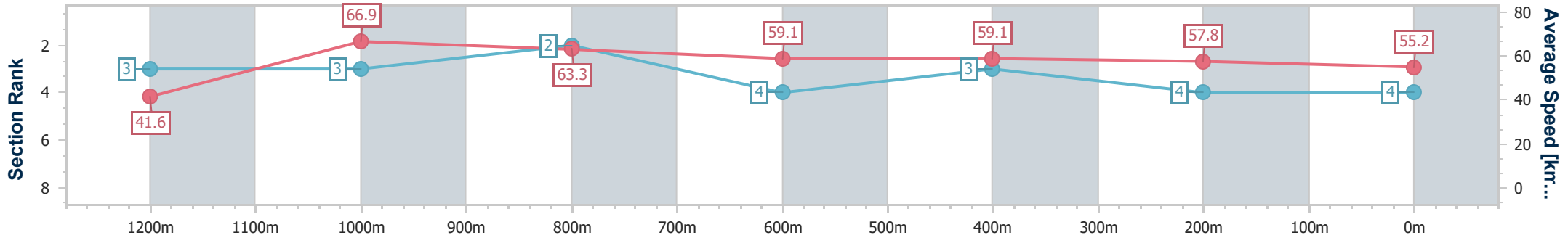
Race 5: BROWN & HURLEY Maiden Handicap - 1300m

18 March 2023 - 19:53

Track Rating: Good 3, Weather: Fine, Rail Position: +3m 800m-600m; +5m rem



Section	Overall	1200m	1000m	800m	600m	400m	200m
Section Times	1:20.95 [4] (0:08.67)	1:12.28 [3] (0:10.76)	1:01.52 [3] (0:11.43)	0:50.09 [2] (0:12.20)	0:37.89 [4] (0:12.29)	0:25.60 [3] (0:12.55)	0:13.05 [4] (0:13.05)
Average Speed [km/h]	41.6	66.9	63.3	59.1	59.1	57.8	55.2
Top Speed [km/h]	64.0	68.3	68.0	61.0	60.1	59.4	56.7
Avg. Dist. to Rail [m]	2.9	1.0	1.3	0.8	1.5	2.3	3.0
Avg. Stride Freq. [Hz]	2.3	2.6	2.5	2.4	2.2	2.3	2.3
Avg. Stride Length [m]	5.1	7.0	6.9	6.8	7.3	6.9	6.6



- [] Ranking at each section and finish
- .-.- No data available at this section
- NA No data available



Horse/Jockey Name	Duchess Bree
Final Rank	5
Fastest Section Time (Section)	0:09.08 (Overall)
Top Speed [km/h] (Section)	66.1 (1200m)
Race State	Finished



Toowoomba QLD Professional

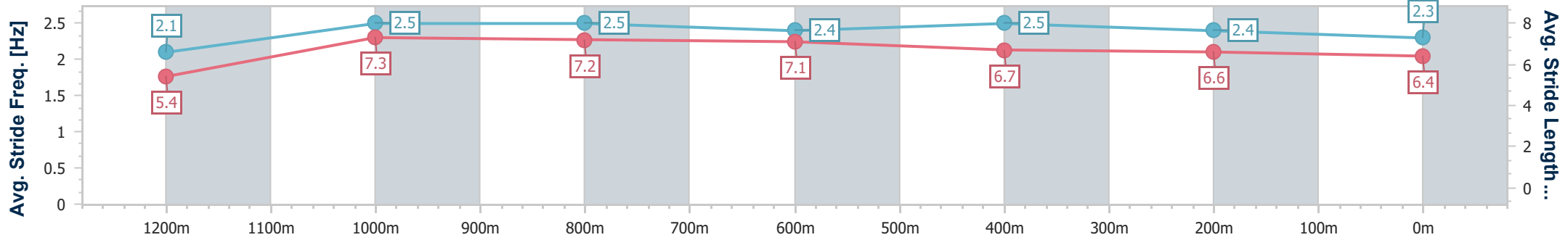
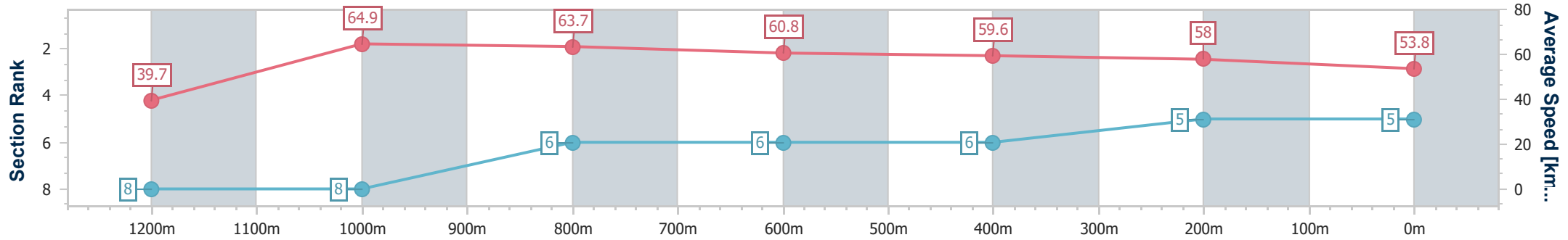
Race 5: BROWN & HURLEY Maiden Handicap - 1300m

18 March 2023 - 19:53

Track Rating: Good 3, Weather: Fine, Rail Position: +3m 800m-600m;+5m rem



Section	Overall	1200m	1000m	800m	600m	400m	200m
Section Times	1:21.29 [5] (0:09.08)	1:12.21 [8] (0:11.11)	1:01.10 [8] (0:11.33)	0:49.77 [6] (0:11.84)	0:37.93 [6] (0:12.13)	0:25.80 [6] (0:12.46)	0:13.34 [5] (0:13.34)
Average Speed [km/h]	39.7	64.9	63.7	60.8	59.6	58.0	53.8
Top Speed [km/h]	60.9	66.1	65.8	61.7	60.7	59.2	56.8
Avg. Dist. to Rail [m]	3.9	2.0	0.7	0.9	0.9	1.2	1.2
Avg. Stride Freq. [Hz]	2.1	2.5	2.5	2.4	2.5	2.4	2.3
Avg. Stride Length [m]	5.4	7.3	7.2	7.1	6.7	6.6	6.4



- [] Ranking at each section and finish
- .-.- No data available at this section
- NA No data available



Horse/Jockey Name	Artful Girl
Final Rank	6
Fastest Section Time (Section)	0:08.95 (Overall)
Top Speed [km/h] (Section)	66.5 (1200m)
Race State	Finished



Toowoomba QLD Professional

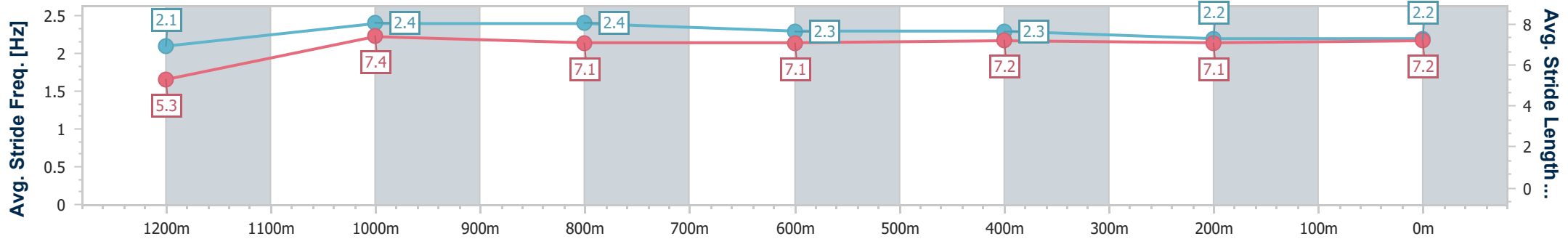
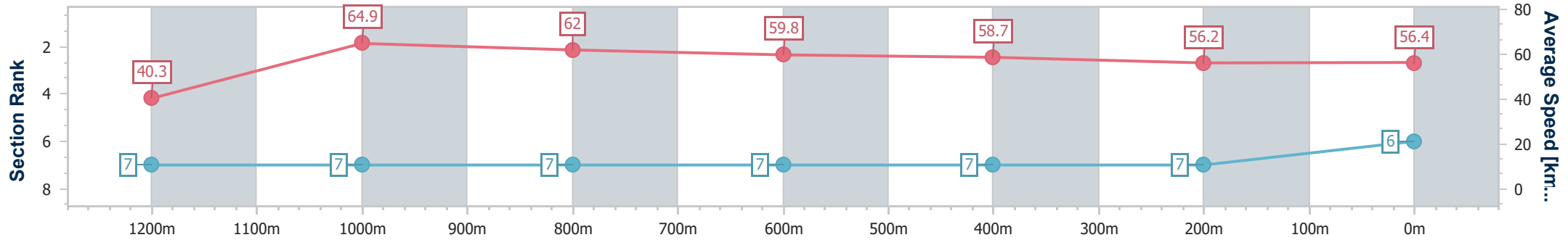
Race 5: BROWN & HURLEY Maiden Handicap - 1300m

18 March 2023 - 19:53

Track Rating: Good 3, Weather: Fine, Rail Position: +3m 800m-600m; +5m rem



Section	Overall	1200m	1000m	800m	600m	400m	200m
Section Times	1:21.81 [6] (0:08.95)	1:12.86 [7] (0:11.10)	1:01.76 [7] (0:11.69)	0:50.07 [7] (0:12.11)	0:37.96 [7] (0:12.38)	0:25.58 [7] (0:12.85)	0:12.73 [7] (0:12.73)
Average Speed [km/h]	40.3	64.9	62.0	59.8	58.7	56.2	56.4
Top Speed [km/h]	63.1	66.5	66.4	60.9	60.3	57.4	57.4
Avg. Dist. to Rail [m]	6.9	1.9	1.0	2.2	1.9	0.9	2.0
Avg. Stride Freq. [Hz]	2.1	2.4	2.4	2.3	2.3	2.2	2.2
Avg. Stride Length [m]	5.3	7.4	7.1	7.1	7.2	7.1	7.2



- [] Ranking at each section and finish
- .-.- No data available at this section
- NA No data available



Horse/Jockey Name	Portola
Final Rank	7
Fastest Section Time (Section)	0:08.88 (Overall)
Top Speed [km/h] (Section)	68.0 (1200m)
Race State	Finished



Toowoomba QLD Professional

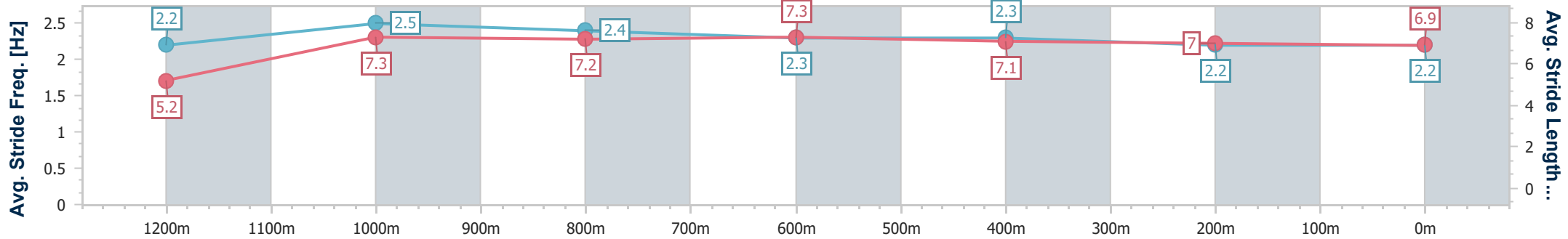
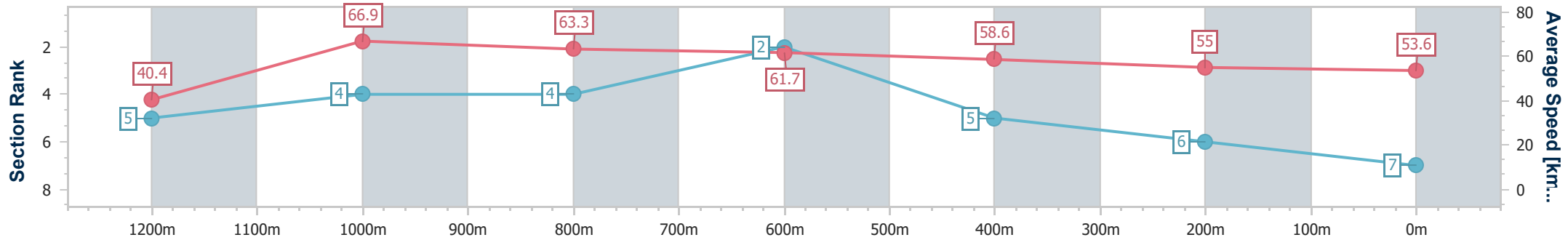
Race 5: BROWN & HURLEY Maiden Handicap - 1300m

18 March 2023 - 19:53

Track Rating: Good 3, Weather: Fine, Rail Position: +3m 800m-600m; +5m rem



Section	Overall	1200m	1000m	800m	600m	400m	200m
Section Times	1:22.10 [7] (0:08.88)	1:13.22 [5] (0:10.81)	1:02.41 [4] (0:11.59)	0:50.82 [4] (0:11.78)	0:39.04 [2] (0:12.46)	0:26.58 [5] (0:13.19)	0:13.39 [6] (0:13.39)
Average Speed [km/h]	40.4	66.9	63.3	61.7	58.6	55.0	53.6
Top Speed [km/h]	65.2	68.0	66.9	63.2	61.4	56.6	54.4
Avg. Dist. to Rail [m]	6.7	5.1	5.5	2.7	2.5	1.6	0.5
Avg. Stride Freq. [Hz]	2.2	2.5	2.4	2.3	2.3	2.2	2.2
Avg. Stride Length [m]	5.2	7.3	7.2	7.3	7.1	7.0	6.9



- [] Ranking at each section and finish
- .-.- No data available at this section
- NA No data available



Horse/Jockey Name	Lockitineddy
Final Rank	2147483647
Fastest Section Time (Section)	0:08.66 (Overall)
Top Speed [km/h] (Section)	68.1 (1200m)
Race State	DidNotFinish



Toowoomba QLD Professional

Race 5: BROWN & HURLEY Maiden Handicap - 1300m

18 March 2023 - 19:53

Track Rating: Good 3, Weather: Fine, Rail Position: +3m 800m-600m;+5m rem



Section	Overall	1200m	1000m	800m	600m	400m	200m						
Section Times	0:00.00 [2147483647] (0:08.66)	0:00.00 [2] (0:10.70)	0:00.00 [2] (0:13.27)	-:-:-	-:-:-	-:-:-	-:-:-						
Average Speed [km/h]	41.7	67.4	54.7	0.0	0.0	0.0	0.0						
Top Speed [km/h]	65.3	68.1	66.3	-:-	-:-	-:-	-:-						
Avg. Dist. to Rail [m]	4.8	2.5	2.2	0.0	0.0	0.0	0.0						
Avg. Stride Freq. [Hz]	2.1	2.4	2.5	-:-	-:-	-:-	-:-						
Avg. Stride Length [m]	5.4	7.7	6.1	-:-	-:-	-:-	-:-						

- [] Ranking at each section and finish
- :-:- No data available at this section
- NA No data available

