



Toowoomba QLD Professional

Race 3: LA & MM HANCOCK BUILDERS Class 2 Handicap - 1650m

18 March 2023 - 18:36



Track Rating: Good 3, Weather: Fine, Rail Position: +3m 800m-600m;+5m rem

Section													Overall	1400m	1200m	1000m	800m	600m	400m	Last 600m
Field Times													1:41.06 (0:16.33)	1:24.73 (0:11.28)	1:13.45 (0:11.81)	1:01.64 (0:12.66)	0:48.98 (0:12.19)	0:36.79 (0:12.22)	0:24.57 (0:12.26)	0:36.79
Rank	TAB	Horse/Jockey	Barrier	Top Speed [km/h]	Fastest Section								Distance Travelled [m]							
1	3	IRISH SALLY Gary Geran	6	67.6	0:11.29	1:41.06 [1]	1:24.19 [8]	1:12.90 [6]	1:01.02 [5]	0:48.57 [5]	0:36.36 [5]	0:24.19 [6]	0:36.36							
				Overall	1400m	(0:16.87)	(0:11.29)	(0:11.88)	(0:12.45)	(0:12.21)	(0:12.17)	(0:11.95)								
2	1	JERONIMOS Jake Molloy	7	67.1	0:11.81	1:41.26 [2]	1:24.52 [6]	1:12.71 [8]	1:00.82 [8]	0:48.42 [8]	0:36.25 [7]	0:24.20 [7]	0:36.25	+8						
				Overall	1400m	(0:16.74)	(0:11.81)	(0:11.89)	(0:12.40)	(0:12.17)	(0:12.05)	(0:12.12)								
3	6	DREAM CANDY Montanna Savva	2	66.9	0:11.30	1:41.28 [3]	1:24.75 [4]	1:13.45 [3]	1:01.49 [4]	0:49.02 [3]	0:36.78 [4]	0:24.76 [2]	0:36.78	+2						
				Overall	1400m	(0:16.53)	(0:11.30)	(0:11.96)	(0:12.47)	(0:12.24)	(0:12.02)	(0:12.28)								
4	5	TAKE THE LEAD Nicole Vuille	9	67.1	0:11.20	1:41.46 [4]	1:25.05 [3]	1:13.85 [1]	1:02.04 [1]	0:49.38 [1]	0:37.19 [1]	0:24.97 [1]	0:37.19	+2						
				Overall	1400m	(0:16.41)	(0:11.20)	(0:11.81)	(0:12.66)	(0:12.19)	(0:12.22)	(0:12.26)								
5	2	TRUE PATRIOT Stacey Callow	5	65.6	0:11.49	1:41.47 [5]	1:24.92 [5]	1:13.43 [5]	1:01.41 [6]	0:48.83 [6]	0:36.65 [6]	0:24.69 [5]	0:36.65	+13						
				Overall	1400m	(0:16.55)	(0:11.49)	(0:12.02)	(0:12.58)	(0:12.18)	(0:11.96)	(0:12.09)								
6	4	HAGGERSTON Luke Tarrant	1	65.1	0:11.47	1:41.51 [6]	1:25.11 [2]	1:13.64 [4]	1:01.72 [3]	0:49.15 [4]	0:37.02 [3]	0:24.77 [4]	0:37.02	+0						
				1400m	1400m	(0:16.40)	(0:11.47)	(0:11.92)	(0:12.57)	(0:12.13)	(0:12.25)	(0:12.32)								
7	7	SMASHING LUCAS Noriyuki Masuda	8	69.8	0:11.36	1:41.80 [7]	1:25.47 [1]	1:14.11 [2]	1:02.13 [2]	0:49.60 [2]	0:37.44 [2]	0:25.15 [3]	0:37.44	+6						
				Overall	1400m	(0:16.33)	(0:11.36)	(0:11.98)	(0:12.53)	(0:12.16)	(0:12.29)	(0:12.41)								
8	8	STAR DIVA Tessa Townsend	3	66.8	0:11.40	1:42.48 [8]	1:25.63 [7]	1:14.23 [7]	1:02.14 [7]	0:49.64 [7]	0:37.37 [8]	0:25.24 [8]	0:37.37	+6						
				Overall	1400m	(0:16.85)	(0:11.40)	(0:12.09)	(0:12.50)	(0:12.27)	(0:12.13)	(0:12.41)								

Scratched: Lexi's Choice (#9)

[] Ranking at each section and finish
 -:-:- No data available at this section
 NA No data available

SCN Saddle cloth number
 DNF Did not finish
 DNT Did not track



Toowoomba QLD Professional

Race 3: LA & MM HANCOCK BUILDERS Class 2 Handicap - 1650m

18 March 2023 - 18:36



Track Rating: Good 3, Weather: Fine, Rail Position: +3m 800m-600m;+5m rem

Section							200m			Last 600m
Field Times							0:12.31			0:36.79
Rank	TAB	Horse/Jockey	Barrier	Top Speed [km/h]	Fastest Section	Margin				Distance Travelled [m]
1	3	IRISH SALLY Gary Geran	6	67.6	0:11.29 Overall 1400m	0:12.24 [2] (0:12.24)	1:41.06			0:36.36
2	1	JERONIMOS Jake Molloy	7	67.1	0:11.81 Overall 1400m	0:12.08 [7] (0:12.08)	1L			0:36.25 +8
3	6	DREAM CANDY Montanna Savva	2	66.9	0:11.30 Overall 1400m	0:12.48 [3] (0:12.48)	1.1L			0:36.78 +2
4	5	TAKE THE LEAD Nicole Vuille	9	67.1	0:11.20 Overall 1400m	0:12.71 [1] (0:12.71)	2.1L			0:37.19 +2
5	2	TRUE PATRIOT Stacey Callow	5	65.6	0:11.49 Overall 1400m	0:12.60 [4] (0:12.60)	2.2L			0:36.65 +13
6	4	HAGGERSTON Luke Tarrant	1	65.1	0:11.47 1400m 1400m	0:12.45 [5] (0:12.45)	2.4L			0:37.02 +0
7	7	SMASHING LUCAS Noriyuki Masuda	8	69.8	0:11.36 Overall 1400m	0:12.74 [6] (0:12.74)	3.9L			0:37.44 +6
8	8	STAR DIVA Tessa Townsend	3	66.8	0:11.40 Overall 1400m	0:12.83 [8] (0:12.83)	7.9L			0:37.37 +6

Scratched: Lexi's Choice (#9)

[] Ranking at each section and finish
 -:-:- No data available at this section
 NA No data available

SCN Saddle cloth number
 DNF Did not finish
 DNT Did not track



Horse/Jockey Name	Irish Sally
Final Rank	1
Fastest Section Time (Section)	0:11.29 (1400m)
Top Speed [km/h] (Section)	67.6 (Overall)
Race State	Finished



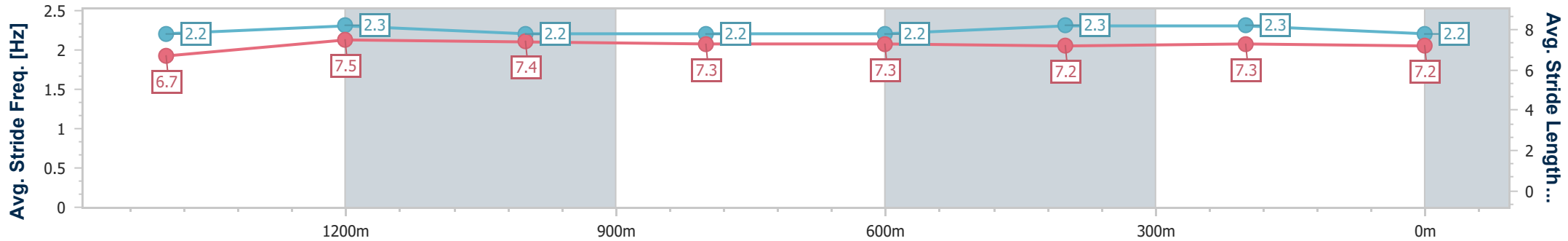
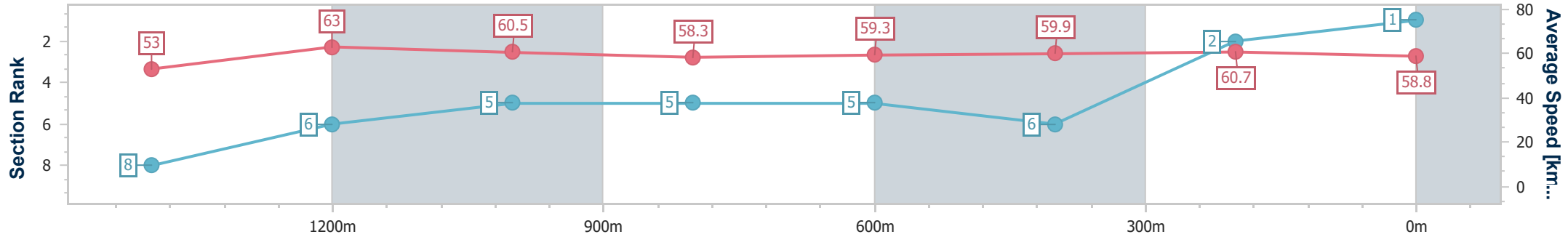
Toowoomba QLD Professional
Race 3: LA & MM HANCOCK BUILDERS Class 2 Handicap - 1650m



18 March 2023 - 18:36

Track Rating: Good 3, Weather: Fine, Rail Position: +3m 800m-600m;+5m rem

Section	Overall	1400m	1200m	1000m	800m	600m	400m	200m						
Section Times	1:41.06 [1] (0:16.87)	1:24.19 [8] (0:11.29)	1:12.90 [6] (0:11.88)	1:01.02 [5] (0:12.45)	0:48.57 [5] (0:12.21)	0:36.36 [5] (0:12.17)	0:24.19 [6] (0:11.95)	0:12.24 [2] (0:12.24)						
Average Speed [km/h]	53.0	63.0	60.5	58.3	59.3	59.9	60.7	58.8						
Top Speed [km/h]	67.6	66.0	61.8	59.5	61.2	61.2	61.6	60.6						
Avg. Dist. to Rail [m]	3.6	2.5	1.0	2.0	1.9	2.1	3.0	2.1						
Avg. Stride Freq. [Hz]	2.2	2.3	2.2	2.2	2.2	2.3	2.3	2.2						
Avg. Stride Length [m]	6.7	7.5	7.4	7.3	7.3	7.2	7.3	7.2						



- [] Ranking at each section and finish
- .-.- No data available at this section
- NA No data available



Horse/Jockey Name	Jeronimos
Final Rank	2
Fastest Section Time (Section)	0:11.81 (1400m)
Top Speed [km/h] (Section)	67.1 (Overall)
Race State	Finished



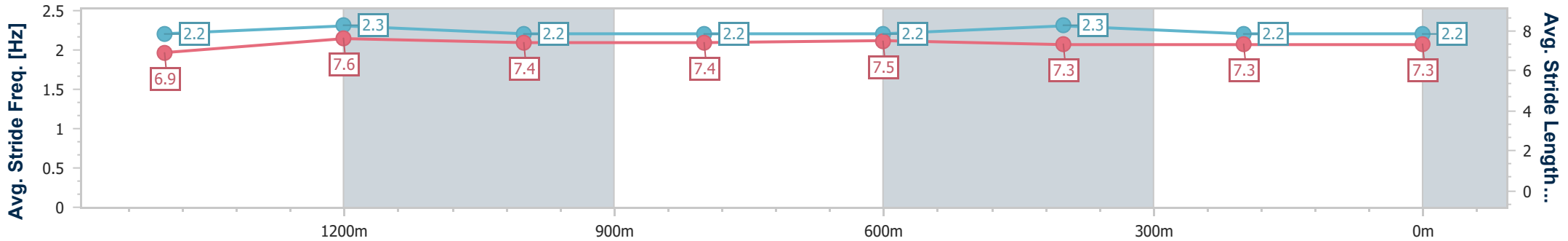
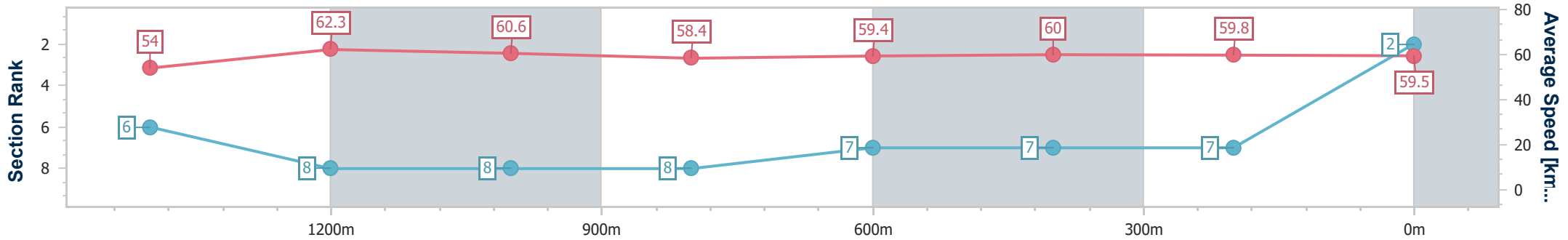
Toowoomba QLD Professional
Race 3: LA & MM HANCOCK BUILDERS Class 2 Handicap - 1650m



18 March 2023 - 18:36

Track Rating: Good 3, Weather: Fine, Rail Position: +3m 800m-600m;+5m rem

Section	Overall	1400m	1200m	1000m	800m	600m	400m	200m						
Section Times	1:41.26 [2] (0:16.74)	1:24.52 [6] (0:11.81)	1:12.71 [8] (0:11.89)	1:00.82 [8] (0:12.40)	0:48.42 [8] (0:12.17)	0:36.25 [7] (0:12.05)	0:24.20 [7] (0:12.12)	0:12.08 [7]						
Average Speed [km/h]	54.0	62.3	60.6	58.4	59.4	60.0	59.8	59.5						
Top Speed [km/h]	67.1	65.6	62.2	59.9	61.8	61.9	60.8	60.6						
Avg. Dist. to Rail [m]	3.4	4.2	2.0	1.5	0.9	0.8	2.3	2.7						
Avg. Stride Freq. [Hz]	2.2	2.3	2.2	2.2	2.2	2.3	2.2	2.2						
Avg. Stride Length [m]	6.9	7.6	7.4	7.4	7.5	7.3	7.3	7.3						



- [] Ranking at each section and finish
- .-.- No data available at this section
- NA No data available



Horse/Jockey Name	Dream Candy
Final Rank	3
Fastest Section Time (Section)	0:11.30 (1400m)
Top Speed [km/h] (Section)	66.9 (Overall)
Race State	Finished



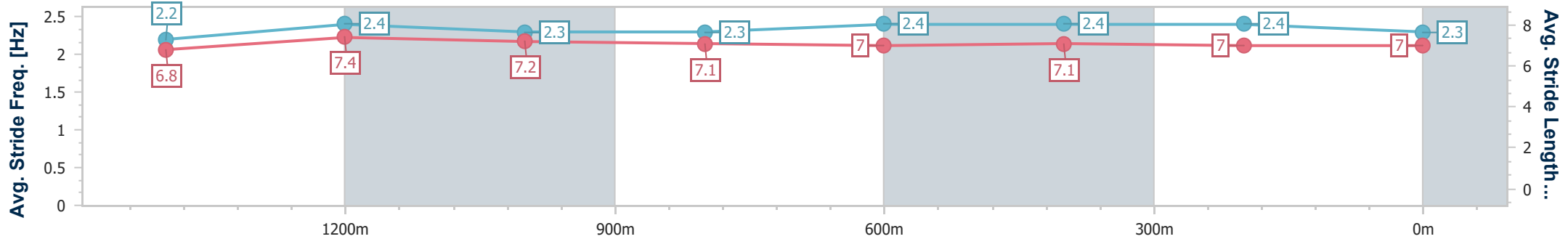
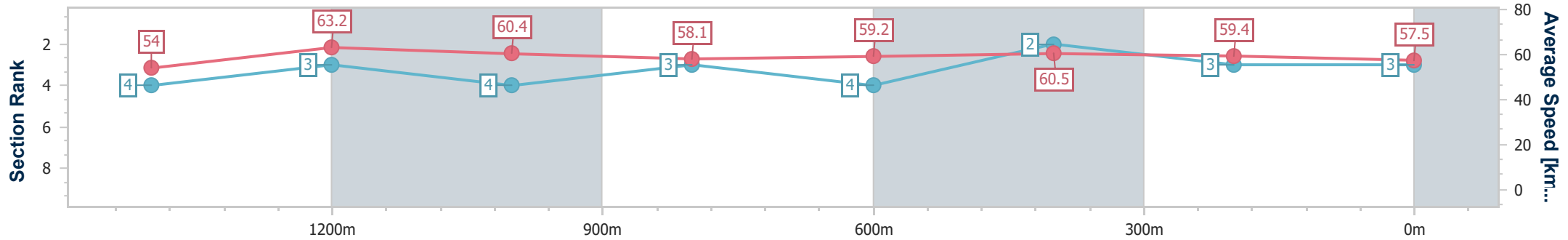
Toowoomba QLD Professional
Race 3: LA & MM HANCOCK BUILDERS Class 2 Handicap - 1650m



18 March 2023 - 18:36

Track Rating: Good 3, Weather: Fine, Rail Position: +3m 800m-600m;+5m rem

Section	Overall	1400m	1200m	1000m	800m	600m	400m	200m						
Section Times	1:41.28 [3] (0:16.53)	1:24.75 [4] (0:11.30)	1:13.45 [3] (0:11.96)	1:01.49 [4] (0:12.47)	0:49.02 [3] (0:12.24)	0:36.78 [4] (0:12.02)	0:24.76 [2] (0:12.28)	0:12.48 [3] (0:12.48)						
Average Speed [km/h]	54.0	63.2	60.4	58.1	59.2	60.5	59.4	57.5						
Top Speed [km/h]	66.9	65.8	61.7	59.1	62.0	62.0	59.8	59.0						
Avg. Dist. to Rail [m]	3.8	1.7	2.4	2.0	1.8	2.2	3.0	0.8						
Avg. Stride Freq. [Hz]	2.2	2.4	2.3	2.3	2.4	2.4	2.4	2.3						
Avg. Stride Length [m]	6.8	7.4	7.2	7.1	7.0	7.1	7.0	7.0						



- [] Ranking at each section and finish
- .-.- No data available at this section
- NA No data available



Horse/Jockey Name	Take The Lead
Final Rank	4
Fastest Section Time (Section)	0:11.20 (1400m)
Top Speed [km/h] (Section)	67.1 (Overall)
Race State	Finished



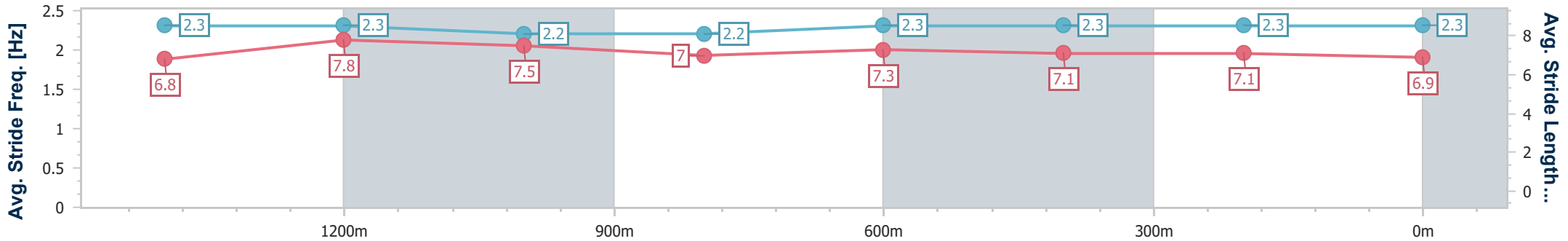
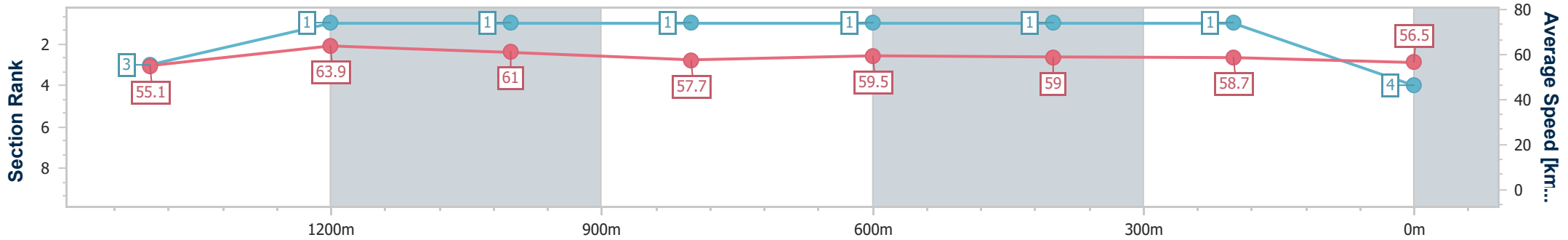
Toowoomba QLD Professional
Race 3: LA & MM HANCOCK BUILDERS Class 2 Handicap - 1650m



18 March 2023 - 18:36

Track Rating: Good 3, Weather: Fine, Rail Position: +3m 800m-600m;+5m rem

Section	Overall	1400m	1200m	1000m	800m	600m	400m	200m						
Section Times	1:41.46 [4] (0:16.41)	1:25.05 [3] (0:11.20)	1:13.85 [1] (0:11.81)	1:02.04 [1] (0:12.66)	0:49.38 [1] (0:12.19)	0:37.19 [1] (0:12.22)	0:24.97 [1] (0:12.26)	0:12.71 [1] (0:12.71)						
Average Speed [km/h]	55.1	63.9	61.0	57.7	59.5	59.0	58.7	56.5						
Top Speed [km/h]	67.1	67.0	63.5	59.6	61.0	60.4	59.5	58.8						
Avg. Dist. to Rail [m]	4.5	1.4	2.7	3.9	1.3	0.5	0.5	0.3						
Avg. Stride Freq. [Hz]	2.3	2.3	2.2	2.2	2.3	2.3	2.3	2.3						
Avg. Stride Length [m]	6.8	7.8	7.5	7.0	7.3	7.1	7.1	6.9						



- [] Ranking at each section and finish
- .-.- No data available at this section
- NA No data available



Horse/Jockey Name	True Patriot
Final Rank	5
Fastest Section Time (Section)	0:11.49 (1400m)
Top Speed [km/h] (Section)	65.6 (Overall)
Race State	Finished



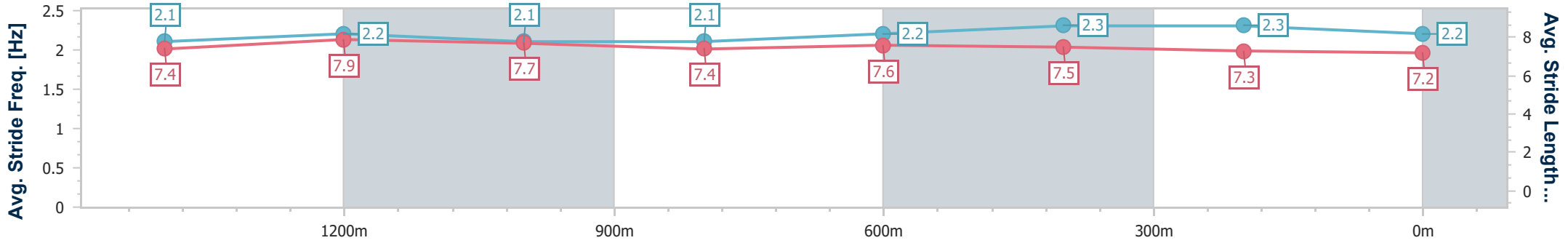
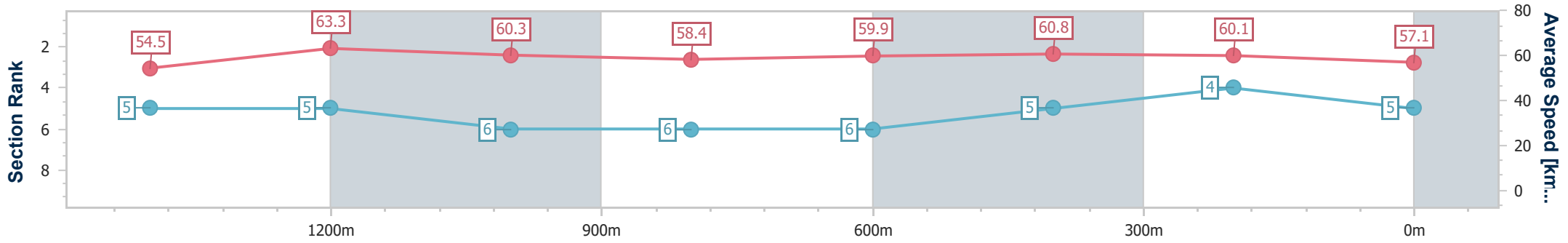
Toowoomba QLD Professional
 Race 3: LA & MM HANCOCK BUILDERS Class 2 Handicap - 1650m



18 March 2023 - 18:36

Track Rating: Good 3, Weather: Fine, Rail Position: +3m 800m-600m;+5m rem

Section	Overall	1400m	1200m	1000m	800m	600m	400m	200m						
Section Times	1:41.47 [5] (0:16.55)	1:24.92 [5] (0:11.49)	1:13.43 [5] (0:12.02)	1:01.41 [6] (0:12.58)	0:48.83 [6] (0:12.18)	0:36.65 [6] (0:11.96)	0:24.69 [5] (0:12.09)	0:12.60 [4] (0:12.60)						
Average Speed [km/h]	54.5	63.3	60.3	58.4	59.9	60.8	60.1	57.1						
Top Speed [km/h]	65.6	64.6	61.6	60.3	61.3	62.2	61.1	59.4						
Avg. Dist. to Rail [m]	1.9	2.2	4.7	5.2	3.6	2.1	3.2	4.5						
Avg. Stride Freq. [Hz]	2.1	2.2	2.1	2.1	2.2	2.3	2.3	2.2						
Avg. Stride Length [m]	7.4	7.9	7.7	7.4	7.6	7.5	7.3	7.2						



- [] Ranking at each section and finish
- .-.- No data available at this section
- NA No data available



Horse/Jockey Name	Haggerston
Final Rank	6
Fastest Section Time (Section)	0:11.47 (1400m)
Top Speed [km/h] (Section)	65.1 (1400m)
Race State	Finished



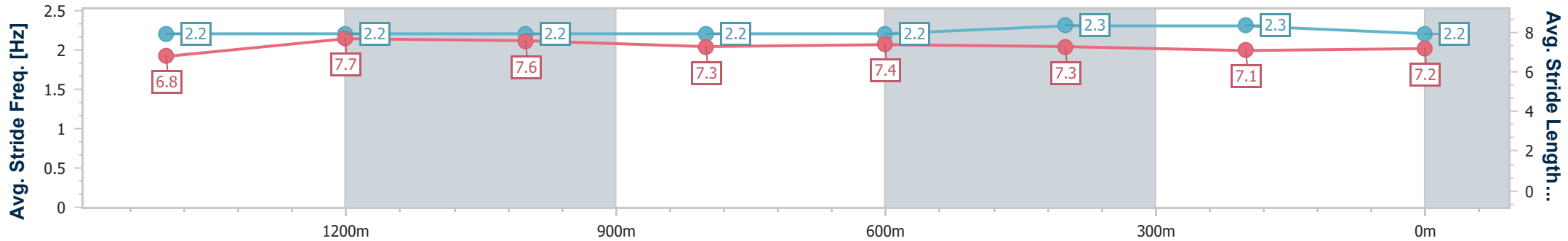
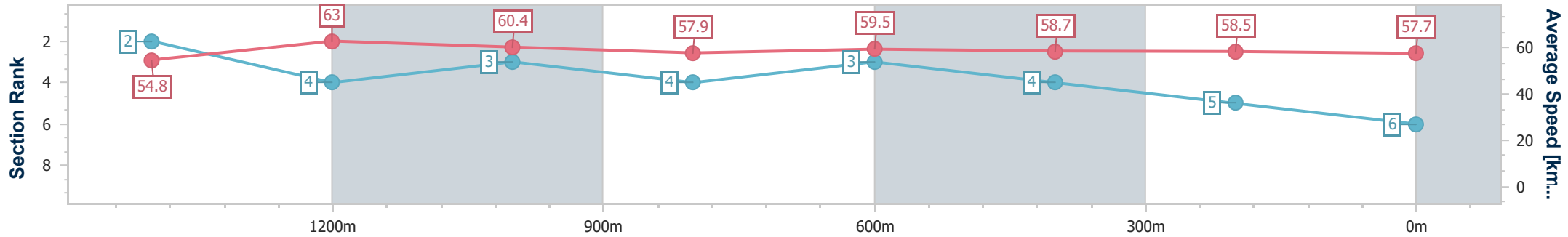
Toowoomba QLD Professional
Race 3: LA & MM HANCOCK BUILDERS Class 2 Handicap - 1650m



18 March 2023 - 18:36

Track Rating: Good 3, Weather: Fine, Rail Position: +3m 800m-600m;+5m rem

Section	Overall	1400m	1200m	1000m	800m	600m	400m	200m						
Section Times	1:41.51 [6] (0:16.40)	1:25.11 [2] (0:11.47)	1:13.64 [4] (0:11.92)	1:01.72 [3] (0:12.57)	0:49.15 [4] (0:12.13)	0:37.02 [3] (0:12.25)	0:24.77 [4] (0:12.32)	0:12.45 [5] (0:12.45)						
Average Speed [km/h]	54.8	63.0	60.4	57.9	59.5	58.7	58.5	57.7						
Top Speed [km/h]	65.1	65.1	62.2	58.9	61.2	61.0	59.0	58.6						
Avg. Dist. to Rail [m]	1.2	0.8	3.1	3.0	0.5	0.3	0.3	0.6						
Avg. Stride Freq. [Hz]	2.2	2.2	2.2	2.2	2.2	2.3	2.3	2.2						
Avg. Stride Length [m]	6.8	7.7	7.6	7.3	7.4	7.3	7.1	7.2						



- [] Ranking at each section and finish
- .-.- No data available at this section
- NA No data available



Horse/Jockey Name	Smashing Lucas
Final Rank	7
Fastest Section Time (Section)	0:11.36 (1400m)
Top Speed [km/h] (Section)	69.8 (Overall)
Race State	Finished



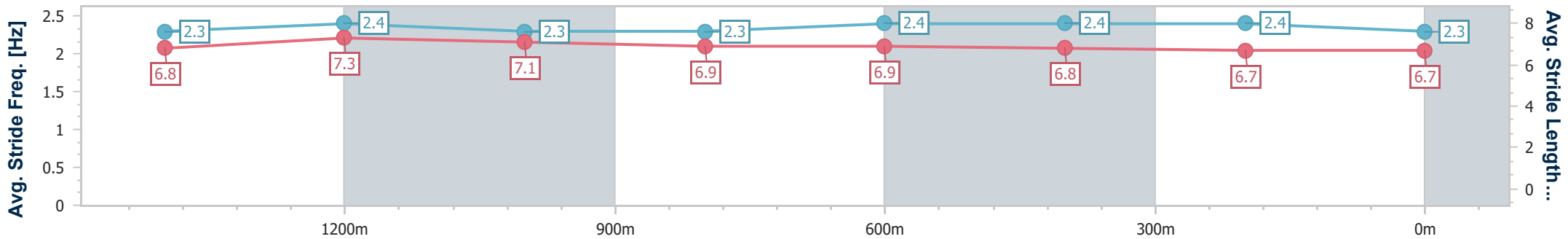
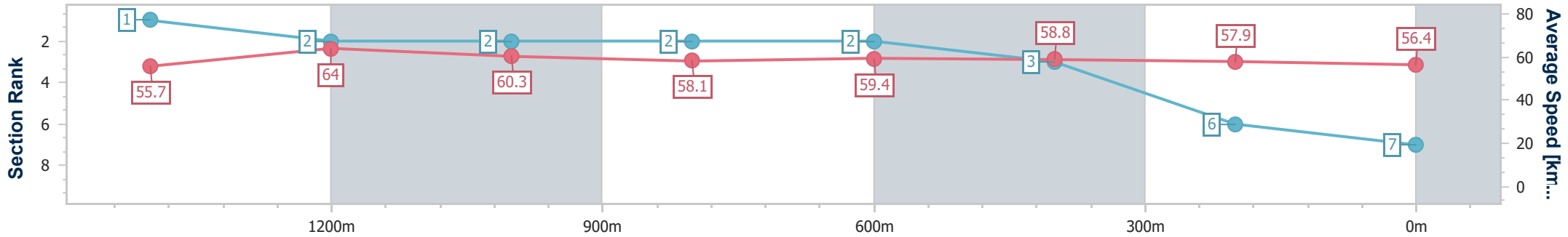
Toowoomba QLD Professional
Race 3: LA & MM HANCOCK BUILDERS Class 2 Handicap - 1650m



18 March 2023 - 18:36

Track Rating: Good 3, Weather: Fine, Rail Position: +3m 800m-600m;+5m rem

Section	Overall	1400m	1200m	1000m	800m	600m	400m	200m						
Section Times	1:41.80 [7] (0:16.33)	1:25.47 [1] (0:11.36)	1:14.11 [2] (0:11.98)	1:02.13 [2] (0:12.53)	0:49.60 [2] (0:12.16)	0:37.44 [2] (0:12.29)	0:25.15 [3] (0:12.41)	0:12.74 [6] (0:12.74)						
Average Speed [km/h]	55.7	64.0	60.3	58.1	59.4	58.8	57.9	56.4						
Top Speed [km/h]	69.8	66.9	61.7	59.8	61.2	61.3	58.8	58.4						
Avg. Dist. to Rail [m]	6.0	2.0	3.5	3.6	1.2	0.7	0.5	0.8						
Avg. Stride Freq. [Hz]	2.3	2.4	2.3	2.3	2.4	2.4	2.4	2.3						
Avg. Stride Length [m]	6.8	7.3	7.1	6.9	6.9	6.8	6.7	6.7						



- [] Ranking at each section and finish
- .-.- No data available at this section
- NA No data available



Horse/Jockey Name	Star Diva
Final Rank	8
Fastest Section Time (Section)	0:11.40 (1400m)
Top Speed [km/h] (Section)	66.8 (Overall)
Race State	Finished



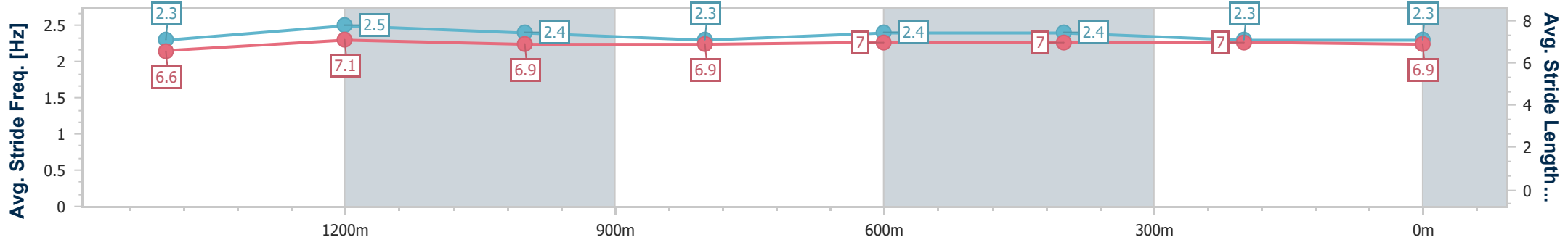
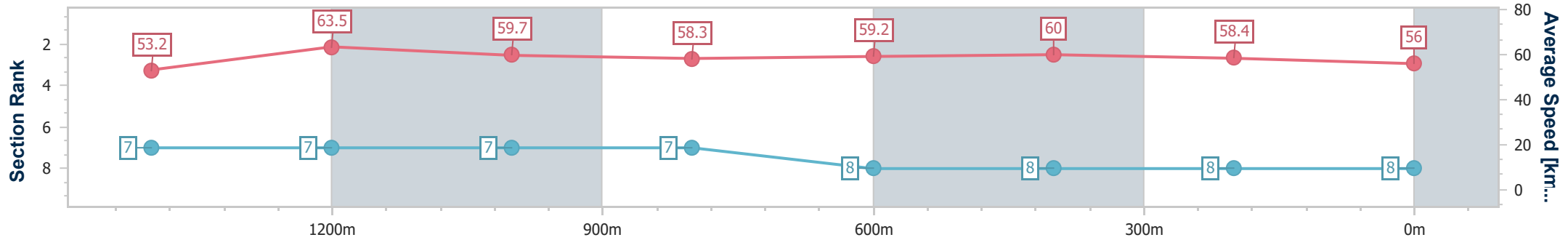
Toowoomba QLD Professional
Race 3: LA & MM HANCOCK BUILDERS Class 2 Handicap - 1650m



18 March 2023 - 18:36

Track Rating: Good 3, Weather: Fine, Rail Position: +3m 800m-600m;+5m rem

Section	Overall	1400m	1200m	1000m	800m	600m	400m	200m						
Section Times	1:42.48 [8] (0:16.85)	1:25.63 [7] (0:11.40)	1:14.23 [7] (0:12.09)	1:02.14 [7] (0:12.50)	0:49.64 [7] (0:12.27)	0:37.37 [8] (0:12.13)	0:25.24 [8] (0:12.41)	0:12.83 [8] (0:12.83)						
Average Speed [km/h]	53.2	63.5	59.7	58.3	59.2	60.0	58.4	56.0						
Top Speed [km/h]	66.8	66.0	60.8	59.9	60.2	60.8	59.6	57.2						
Avg. Dist. to Rail [m]	1.7	1.4	3.6	2.9	3.3	2.1	1.5	0.9						
Avg. Stride Freq. [Hz]	2.3	2.5	2.4	2.3	2.4	2.4	2.3	2.3						
Avg. Stride Length [m]	6.6	7.1	6.9	6.9	7.0	7.0	7.0	6.9						



- [] Ranking at each section and finish
- .-.- No data available at this section
- NA No data available