



Doomben QLD Professional

Race 4: PAT WELSH Class 3 Plate - 1200m

18 March 2023 - 13:48



BRISBANE
RACING CLUB

Track Rating: Soft 5, Weather: Fine, Rail Position: +1.5m Entire Course

Section		Field Times										Last 600m				
		Overall	1000m	800m	600m	400m	200m						0:34.55			
		1:09.08 (0:13.35)	0:55.73 (0:10.26)	0:45.47 (0:10.92)	0:34.55 (0:11.27)	0:23.28 (0:11.32)	0:11.96 (0:11.96)									
Rank	TAB Horse/Jockey	Barrier	Top Speed [km/h]	Fastest Section											Margin	Distance Travelled [m]
1	18 STORMY ROCK Jaden Lloyd	6	69.0 1000m	0:10.73 1000m	1:09.08 [1] (0:13.94)	0:55.14 [14] (0:10.73)	0:44.41 [14] (0:10.99)	0:33.42 [12] (0:11.25)	0:22.17 [11] (0:10.80)	0:11.37 [11] (0:11.37)	1:09.08	0:33.42				
2	2 AMORTAL Ben Thompson	12	70.1 1000m	0:10.46 1000m	1:09.16 [2] (0:13.47)	0:55.69 [4] (0:10.46)	0:45.23 [4] (0:10.86)	0:34.37 [3] (0:11.16)	0:23.21 [3] (0:11.21)	0:12.00 [2] (0:12.00)	0.45L	0:34.37	+0			
3	4 BUYING TIME Boris Thornton	3	69.5 Overall	0:10.69 1000m	1:09.16 [3] (0:13.58)	0:55.58 [8] (0:10.69)	0:44.89 [8] (0:10.97)	0:33.92 [8] (0:11.14)	0:22.78 [7] (0:10.99)	0:11.79 [5] (0:11.79)	0.5L	0:33.92	-1			
4	1 ALLUSIONIST Brodie Loy	14	70.6 1000m	0:10.55 1000m	1:09.17 [4] (0:13.59)	0:55.58 [9] (0:10.55)	0:45.03 [6] (0:10.86)	0:34.17 [6] (0:11.15)	0:23.02 [4] (0:11.07)	0:11.95 [3] (0:11.95)	0.54L	0:34.17	+2			
5	15 SMASHINGPLATES Nikita Beriman	1	69.7 Overall	0:10.56 1000m	1:09.23 [5] (0:13.46)	0:55.77 [3] (0:10.56)	0:45.21 [5] (0:10.91)	0:34.30 [5] (0:11.27)	0:23.03 [6] (0:11.18)	0:11.85 [6] (0:11.85)	0.91L	0:34.30	+0			
6	11 EYE PEA OH James Orman	13	72.5 1000m	0:10.24 1000m	1:09.41 [6] (0:13.37)	0:56.04 [2] (0:10.24)	0:45.80 [1] (0:10.92)	0:34.88 [1] (0:11.27)	0:23.61 [1] (0:11.32)	0:12.29 [1] (0:12.29)	1.94L	0:34.88	-2			
7	5 DOMINARCHER Justin Huxtable	5	69.0 1000m	0:10.68 1000m	1:09.43 [7] (0:13.84)	0:55.59 [13] (0:10.68)	0:44.91 [12] (0:11.12)	0:33.79 [11] (0:11.09)	0:22.70 [10] (0:10.98)	0:11.72 [10] (0:11.72)	2.04L	0:33.79	+2			
8	17 SABALENKA Mark Du Plessis	10	68.9 1000m	0:10.81 1000m	1:09.55 [8] (0:13.73)	0:55.82 [11] (0:10.81)	0:45.01 [13] (0:11.35)	0:33.66 [14] (0:11.05)	0:22.61 [13] (0:10.89)	0:11.72 [13] (0:11.72)	2.76L	0:33.66	+7			
9	23 UNCLE BUD Samantha Collett	2	69.1 1000m	0:10.69 1000m	1:09.56 [9] (0:13.77)	0:55.79 [12] (0:10.69)	0:45.10 [10] (0:11.02)	0:34.08 [9] (0:11.21)	0:22.87 [9] (0:11.01)	0:11.86 [9] (0:11.86)	2.8L	0:34.08	+0			
10	20 BRONZE DRAGON Jim Byrne	22	68.4 1000m	0:10.79 1000m	1:09.57 [10] (0:13.48)	0:56.09 [5] (0:10.79)	0:45.30 [7] (0:10.93)	0:34.37 [7] (0:11.22)	0:23.15 [8] (0:11.21)	0:11.94 [8] (0:11.94)	2.88L	0:34.37	+5			

Scratched: Beaux Rumble (#3), Magnitudo (#6), Zingalong (#7), Lisztomania (#8), Noble Missile (#9), A Call From Heaven (#10), Xtra Gear (#12), Granite Prince (#13), Heroic Son (#16), Ilikeit Iloveit (#21)



Doomben QLD Professional
Race 4: PAT WELSH Class 3 Plate - 1200m
18 March 2023 - 13:48



BRISBANE
RACING CLUB

Track Rating: Soft 5, Weather: Fine, Rail Position: +1.5m Entire Course

Section		Overall	1000m	800m	600m	400m	200m	Last 600m					
Field Times		1:09.08 (0:13.35)	0:55.73 (0:10.26)	0:45.47 (0:10.92)	0:34.55 (0:11.27)	0:23.28 (0:11.32)	0:11.96 (0:11.96)	0:34.55					
Rank	TAB Horse/Jockey	Barrier	Top Speed [km/h]	Fastest Section	Margin						Distance Travelled [m]		
11	19 NIPOTINO Angela Jones	11	70.2 1000m	0:10.54 1000m	1:09.76 [11] (0:13.35)	0:56.41 [1] (0:10.54)	0:45.87 [3] (0:11.02)	0:34.85 [4] (0:11.27)	0:23.58 [5] (0:11.32)	0:12.26 [7] (0:12.26)	4L	0:34.85	-1
12	14 MISS TAMBO Kyle Wilson-Taylor	7	68.6 1000m	0:10.82 1000m	1:09.89 [12] (0:13.68)	0:56.21 [10] (0:10.82)	0:45.39 [11] (0:11.18)	0:34.21 [13] (0:11.25)	0:22.96 [12] (0:10.89)	0:12.07 [12] (0:12.07)	4.79L	0:34.21	+7
13	24 CHERRY SODA Taylor Marshall	16	71.6 1000m	0:10.34 1000m	1:10.21 [13] (0:13.50)	0:56.71 [7] (0:10.34)	0:46.37 [2] (0:10.75)	0:35.62 [2] (0:11.28)	0:24.34 [2] (0:11.41)	0:12.93 [4] (0:12.93)	6.63L	0:35.62	+3
14	22 BUNGARRIBEE LAD Cejay Graham	4	69.6 1000m	0:10.84 1000m	1:10.47 [14] (0:13.50)	0:56.97 [6] (0:10.84)	0:46.13 [9] (0:11.17)	0:34.96 [10] (0:11.48)	0:23.48 [14] (0:11.14)	0:12.34 [14] (0:12.34)	8.19L	0:34.96	+3

Scratched: Beaux Rumble (#3), Magnitudo (#6), Zingalong (#7), Lisztomania (#8), Noble Missile (#9), A Call From Heaven (#10), Xtra Gear (#12), Granite Prince (#13), Heroic Son (#16), Ilikeit Iloveit (#21)

[] Ranking at each section and finish
 -:-:- No data available at this section
 NA No data available

SCN Saddle cloth number
 DNF Did not finish
 DNT Did not track



Horse/Jockey Name	Stormy Rock
Final Rank	1
Fastest Section Time (Section)	0:10.73 (1000m)
Top Speed [km/h] (Section)	69.0 (1000m)
Race State	Finished



Doomben QLD Professional

Race 4: PAT WELSH Class 3 Plate - 1200m

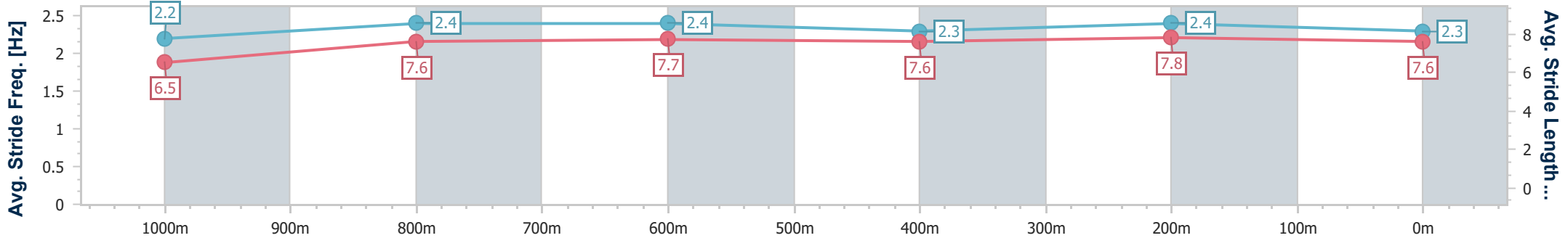
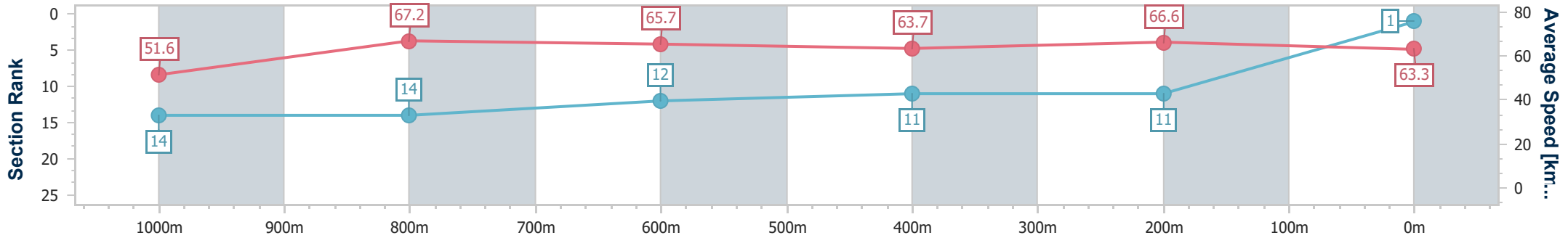
18 March 2023 - 13:48

Track Rating: Soft 5, Weather: Fine, Rail Position: +1.5m Entire Course



BRISBANE RACING CLUB

Section	Overall	1000m	800m	600m	400m	200m
Section Times	1:09.08 [1] (0:13.94)	0:55.14 [14] (0:10.73)	0:44.41 [14] (0:10.99)	0:33.42 [12] (0:11.25)	0:22.17 [11] (0:10.80)	0:11.37 [11] (0:11.37)
Average Speed [km/h]	51.6	67.2	65.7	63.7	66.6	63.3
Top Speed [km/h]	68.4	69.0	66.5	65.4	67.1	66.4
Avg. Dist. to Rail [m]	4.3	1.1	0.3	0.7	1.6	4.2
Avg. Stride Freq. [Hz]	2.2	2.4	2.4	2.3	2.4	2.3
Avg. Stride Length [m]	6.5	7.6	7.7	7.6	7.8	7.6



- [] Ranking at each section and finish
- .-.- No data available at this section
- NA No data available



Horse/Jockey Name	Amortal
Final Rank	2
Fastest Section Time (Section)	0:10.46 (1000m)
Top Speed [km/h] (Section)	70.1 (1000m)
Race State	Finished



Doomben QLD Professional

Race 4: PAT WELSH Class 3 Plate - 1200m

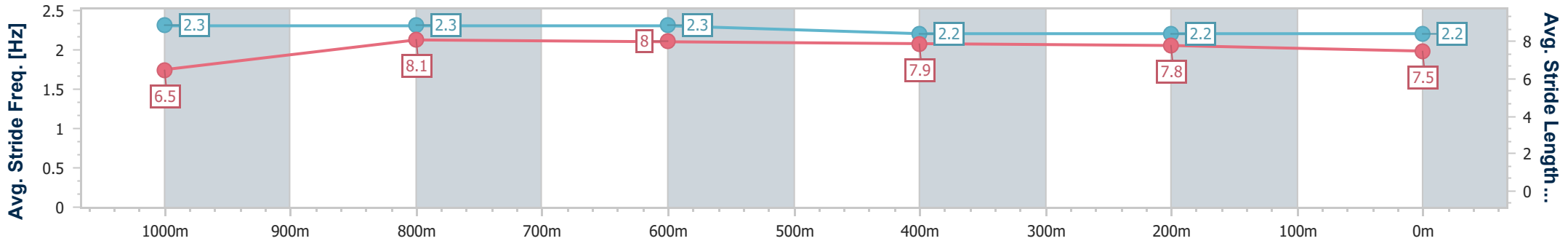
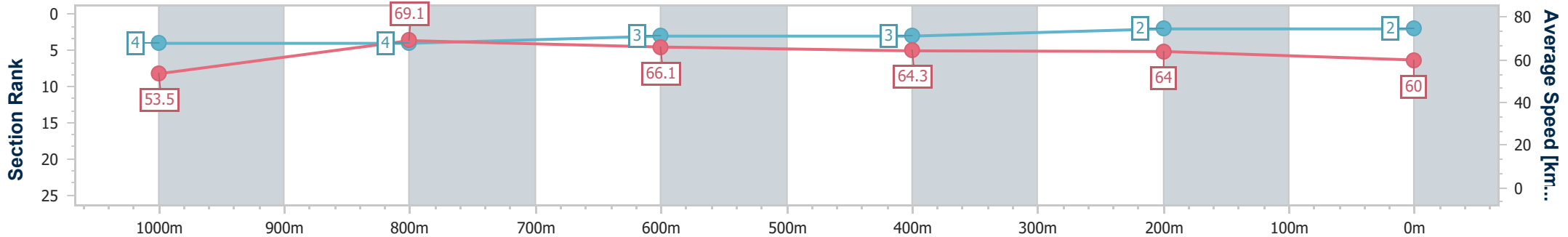
18 March 2023 - 13:48

Track Rating: Soft 5, Weather: Fine, Rail Position: +1.5m Entire Course



BRISBANE RACING CLUB

Section	Overall	1000m	800m	600m	400m	200m
Section Times	1:09.16 [2] (0:13.47)	0:55.69 [4] (0:10.46)	0:45.23 [4] (0:10.86)	0:34.37 [3] (0:11.16)	0:23.21 [3] (0:11.21)	0:12.00 [2] (0:12.00)
Average Speed [km/h]	53.5	69.1	66.1	64.3	64.0	60.0
Top Speed [km/h]	69.9	70.1	68.8	65.0	64.8	62.8
Avg. Dist. to Rail [m]	8.6	2.5	0.8	0.8	0.7	1.4
Avg. Stride Freq. [Hz]	2.3	2.3	2.3	2.2	2.2	2.2
Avg. Stride Length [m]	6.5	8.1	8.0	7.9	7.8	7.5



- [] Ranking at each section and finish
- .-.- No data available at this section
- NA No data available



Horse/Jockey Name	Buying Time
Final Rank	3
Fastest Section Time (Section)	0:10.69 (1000m)
Top Speed [km/h] (Section)	69.5 (Overall)
Race State	Finished



Doomben QLD Professional

Race 4: PAT WELSH Class 3 Plate - 1200m

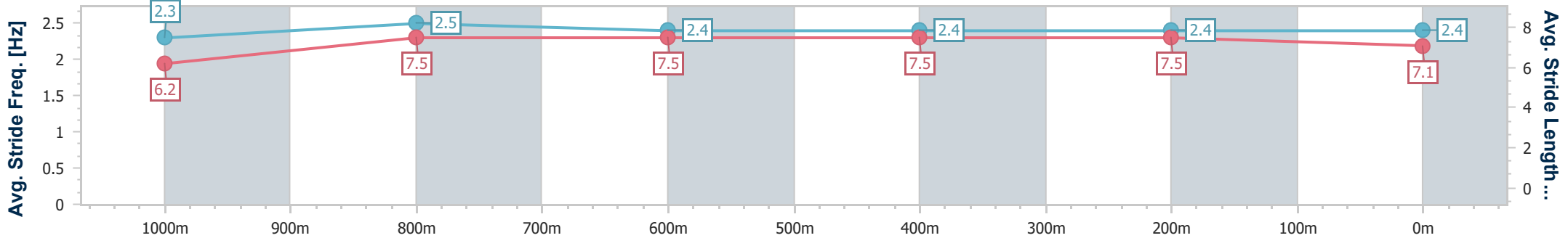
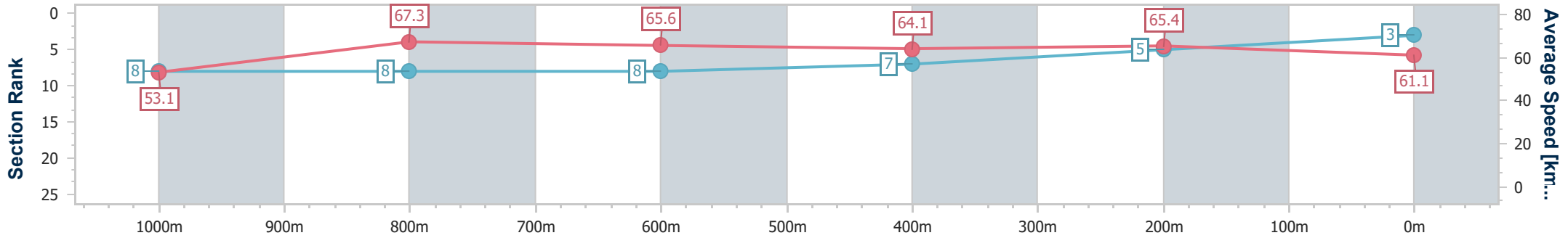
18 March 2023 - 13:48

Track Rating: Soft 5, Weather: Fine, Rail Position: +1.5m Entire Course



BRISBANE RACING CLUB

Section	Overall	1000m	800m	600m	400m	200m
Section Times	1:09.16 [3] (0:13.58)	0:55.58 [8] (0:10.69)	0:44.89 [8] (0:10.97)	0:33.92 [8] (0:11.14)	0:22.78 [7] (0:10.99)	0:11.79 [5] (0:11.79)
Average Speed [km/h]	53.1	67.3	65.6	64.1	65.4	61.1
Top Speed [km/h]	69.5	69.2	66.4	65.6	66.5	64.2
Avg. Dist. to Rail [m]	2.1	0.6	0.2	1.2	2.2	3.8
Avg. Stride Freq. [Hz]	2.3	2.5	2.4	2.4	2.4	2.4
Avg. Stride Length [m]	6.2	7.5	7.5	7.5	7.5	7.1



- [] Ranking at each section and finish
- .-.- No data available at this section
- NA No data available



Horse/Jockey Name	Allusionist
Final Rank	4
Fastest Section Time (Section)	0:10.55 (1000m)
Top Speed [km/h] (Section)	70.6 (1000m)
Race State	Finished



Doomben QLD Professional

Race 4: PAT WELSH Class 3 Plate - 1200m

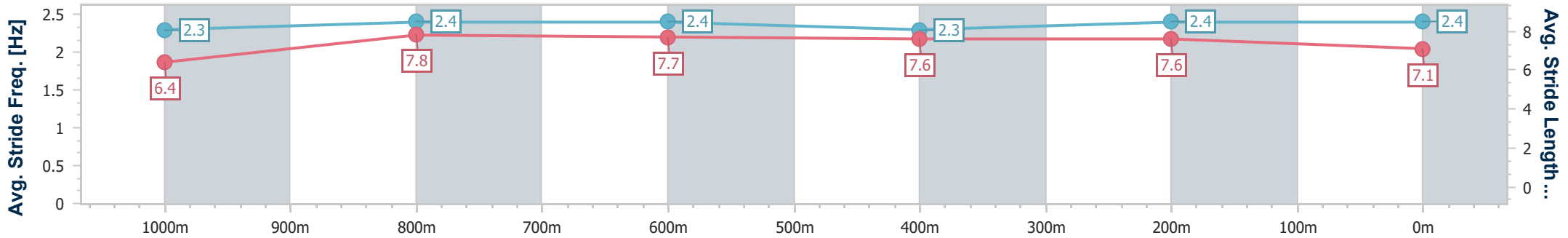
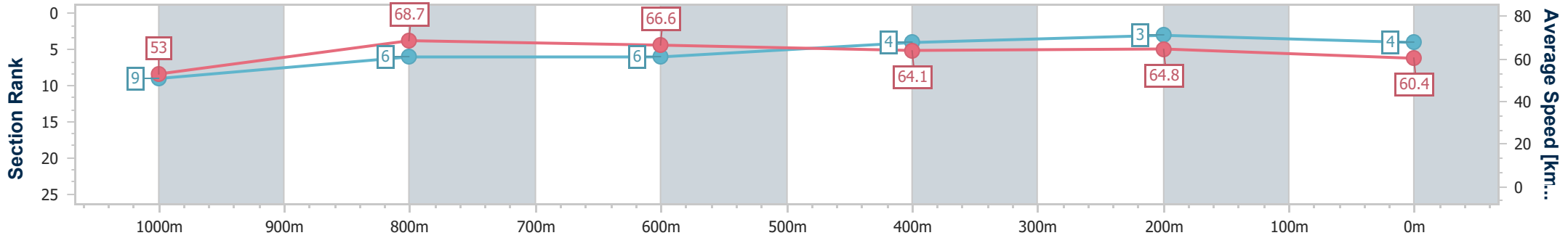
18 March 2023 - 13:48

Track Rating: Soft 5, Weather: Fine, Rail Position: +1.5m Entire Course



BRISBANE RACING CLUB

Section	Overall	1000m	800m	600m	400m	200m
Section Times	1:09.17 [4] (0:13.59)	0:55.58 [9] (0:10.55)	0:45.03 [6] (0:10.86)	0:34.17 [6] (0:11.15)	0:23.02 [4] (0:11.07)	0:11.95 [3] (0:11.95)
Average Speed [km/h]	53.0	68.7	66.6	64.1	64.8	60.4
Top Speed [km/h]	69.2	70.6	67.9	65.8	66.1	63.7
Avg. Dist. to Rail [m]	11.7	5.0	0.5	1.0	1.5	2.2
Avg. Stride Freq. [Hz]	2.3	2.4	2.4	2.3	2.4	2.4
Avg. Stride Length [m]	6.4	7.8	7.7	7.6	7.6	7.1



- [] Ranking at each section and finish
- .-.- No data available at this section
- NA No data available



Horse/Jockey Name	Smashingplates
Final Rank	5
Fastest Section Time (Section)	0:10.56 (1000m)
Top Speed [km/h] (Section)	69.7 (Overall)
Race State	Finished



Doomben QLD Professional

Race 4: PAT WELSH Class 3 Plate - 1200m

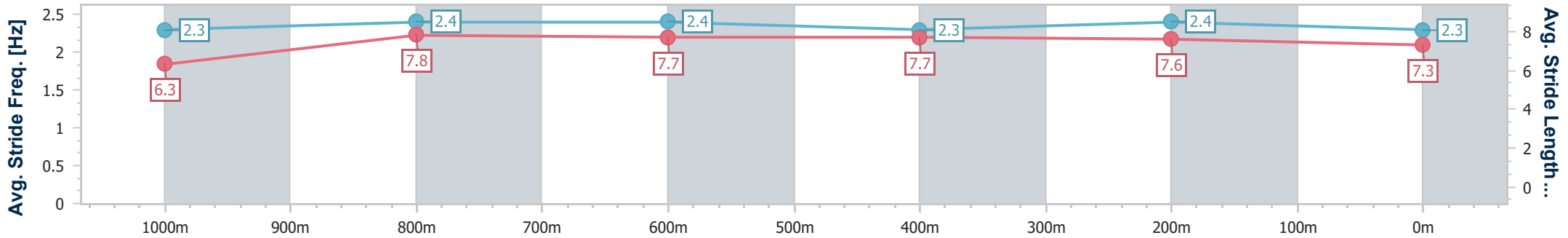
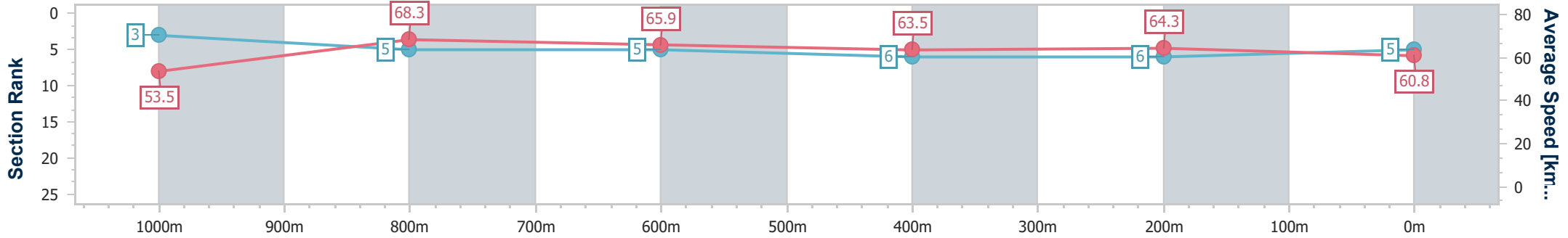
18 March 2023 - 13:48

Track Rating: Soft 5, Weather: Fine, Rail Position: +1.5m Entire Course



BRISBANE RACING CLUB

Section	Overall	1000m	800m	600m	400m	200m
Section Times	1:09.23 [5] (0:13.46)	0:55.77 [3] (0:10.56)	0:45.21 [5] (0:10.91)	0:34.30 [5] (0:11.27)	0:23.03 [6] (0:11.18)	0:11.85 [6] (0:11.85)
Average Speed [km/h]	53.5	68.3	65.9	63.5	64.3	60.8
Top Speed [km/h]	69.7	69.6	67.0	64.7	65.4	64.3
Avg. Dist. to Rail [m]	1.8	0.6	0.3	0.8	0.9	0.8
Avg. Stride Freq. [Hz]	2.3	2.4	2.4	2.3	2.4	2.3
Avg. Stride Length [m]	6.3	7.8	7.7	7.7	7.6	7.3



- [] Ranking at each section and finish
- .-.- No data available at this section
- NA No data available



Horse/Jockey Name	Eye Pea Oh
Final Rank	6
Fastest Section Time (Section)	0:10.24 (1000m)
Top Speed [km/h] (Section)	72.5 (1000m)
Race State	Finished



Doomben QLD Professional

Race 4: PAT WELSH Class 3 Plate - 1200m

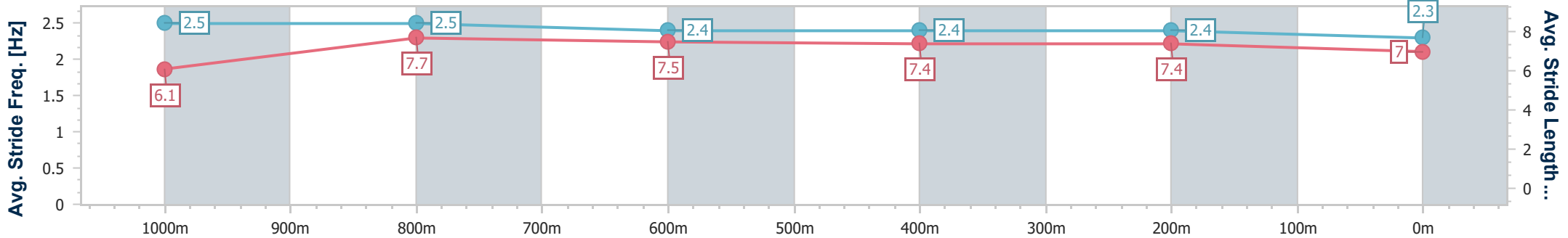
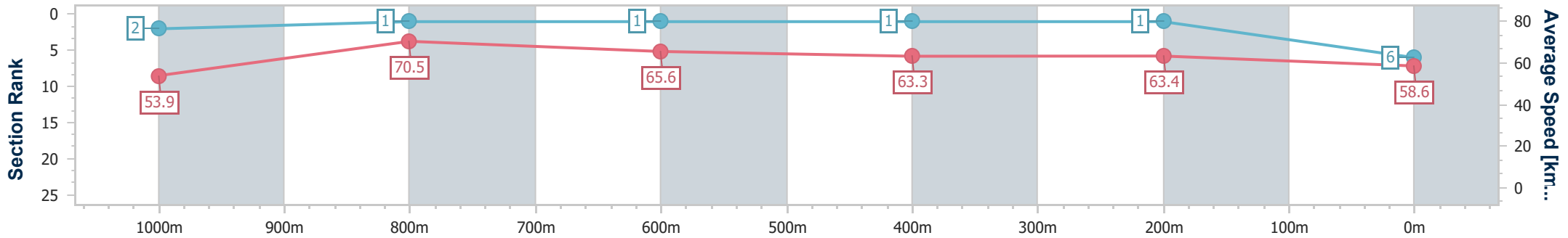
18 March 2023 - 13:48

Track Rating: Soft 5, Weather: Fine, Rail Position: +1.5m Entire Course



BRISBANE RACING CLUB

Section	Overall	1000m	800m	600m	400m	200m
Section Times	1:09.41 [6] (0:13.37)	0:56.04 [2] (0:10.24)	0:45.80 [1] (0:10.92)	0:34.88 [1] (0:11.27)	0:23.61 [1] (0:11.32)	0:12.29 [1] (0:12.29)
Average Speed [km/h]	53.9	70.5	65.6	63.3	63.4	58.6
Top Speed [km/h]	70.9	72.5	67.3	65.0	64.7	62.2
Avg. Dist. to Rail [m]	9.8	2.8	0.8	1.4	1.4	0.3
Avg. Stride Freq. [Hz]	2.5	2.5	2.4	2.4	2.4	2.3
Avg. Stride Length [m]	6.1	7.7	7.5	7.4	7.4	7.0



- [] Ranking at each section and finish
- .-.- No data available at this section
- NA No data available



Horse/Jockey Name	Dominarcher
Final Rank	7
Fastest Section Time (Section)	0:10.68 (1000m)
Top Speed [km/h] (Section)	69.0 (1000m)
Race State	Finished



Doomben QLD Professional

Race 4: PAT WELSH Class 3 Plate - 1200m

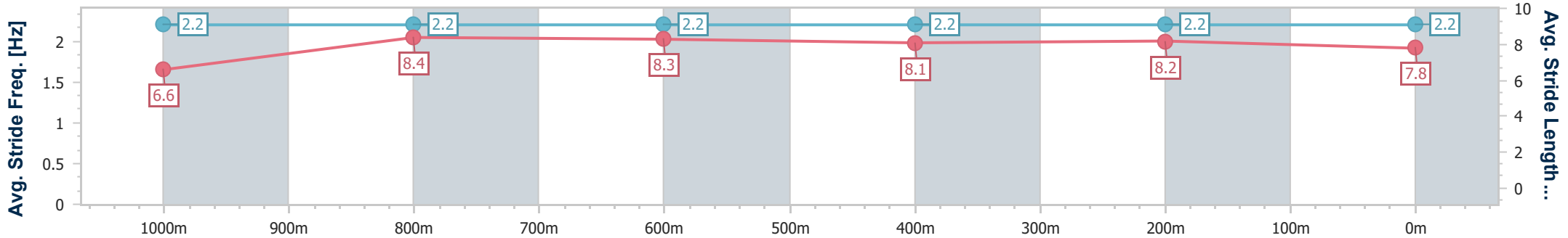
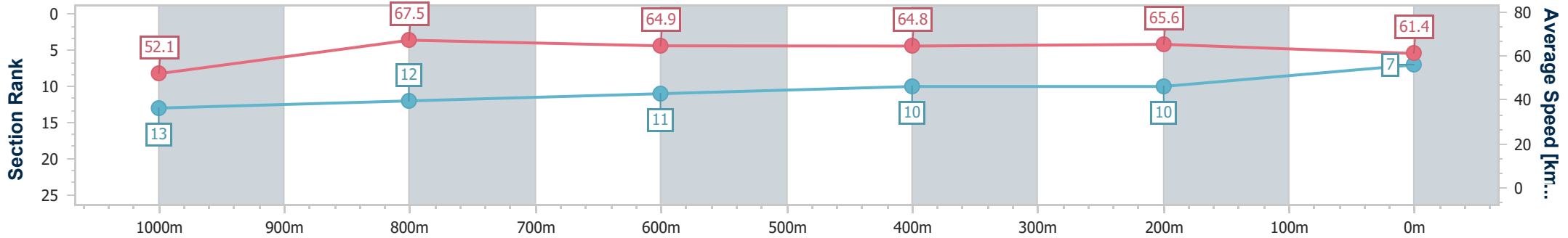
18 March 2023 - 13:48

Track Rating: Soft 5, Weather: Fine, Rail Position: +1.5m Entire Course



BRISBANE RACING CLUB

Section	Overall	1000m	800m	600m	400m	200m
Section Times	1:09.43 [7] (0:13.84)	0:55.59 [13] (0:10.68)	0:44.91 [12] (0:11.12)	0:33.79 [11] (0:11.09)	0:22.70 [10] (0:10.98)	0:11.72 [10] (0:11.72)
Average Speed [km/h]	52.1	67.5	64.9	64.8	65.6	61.4
Top Speed [km/h]	67.1	69.0	65.9	66.2	66.4	64.6
Avg. Dist. to Rail [m]	4.3	1.0	0.4	0.5	3.3	6.3
Avg. Stride Freq. [Hz]	2.2	2.2	2.2	2.2	2.2	2.2
Avg. Stride Length [m]	6.6	8.4	8.3	8.1	8.2	7.8



- [] Ranking at each section and finish
- .-.- No data available at this section
- NA No data available



Horse/Jockey Name	Sabalenka
Final Rank	8
Fastest Section Time (Section)	0:10.81 (1000m)
Top Speed [km/h] (Section)	68.9 (1000m)
Race State	Finished



Doomben QLD Professional

Race 4: PAT WELSH Class 3 Plate - 1200m

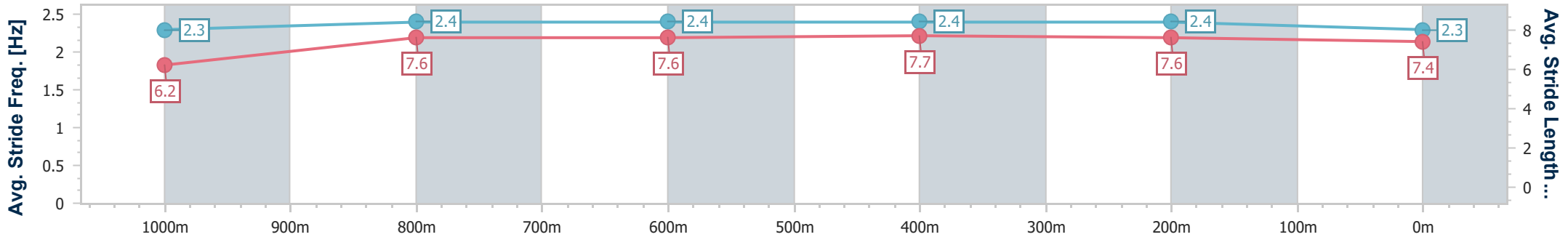
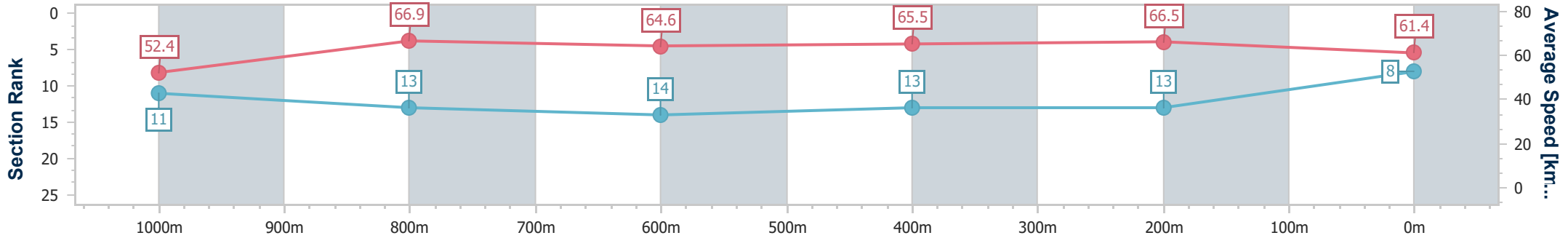
18 March 2023 - 13:48

Track Rating: Soft 5, Weather: Fine, Rail Position: +1.5m Entire Course



BRISBANE RACING CLUB

Section	Overall	1000m	800m	600m	400m	200m
Section Times	1:09.55 [8] (0:13.73)	0:55.82 [11] (0:10.81)	0:45.01 [13] (0:11.35)	0:33.66 [14] (0:11.05)	0:22.61 [13] (0:10.89)	0:11.72 [13] (0:11.72)
Average Speed [km/h]	52.4	66.9	64.6	65.5	66.5	61.4
Top Speed [km/h]	66.5	68.9	66.0	66.6	67.4	65.3
Avg. Dist. to Rail [m]	6.6	2.4	3.0	0.9	5.3	7.8
Avg. Stride Freq. [Hz]	2.3	2.4	2.4	2.4	2.4	2.3
Avg. Stride Length [m]	6.2	7.6	7.6	7.7	7.6	7.4



- [] Ranking at each section and finish
- .-.- No data available at this section
- NA No data available



Horse/Jockey Name	Uncle Bud
Final Rank	9
Fastest Section Time (Section)	0:10.69 (1000m)
Top Speed [km/h] (Section)	69.1 (1000m)
Race State	Finished



Doomben QLD Professional

Race 4: PAT WELSH Class 3 Plate - 1200m

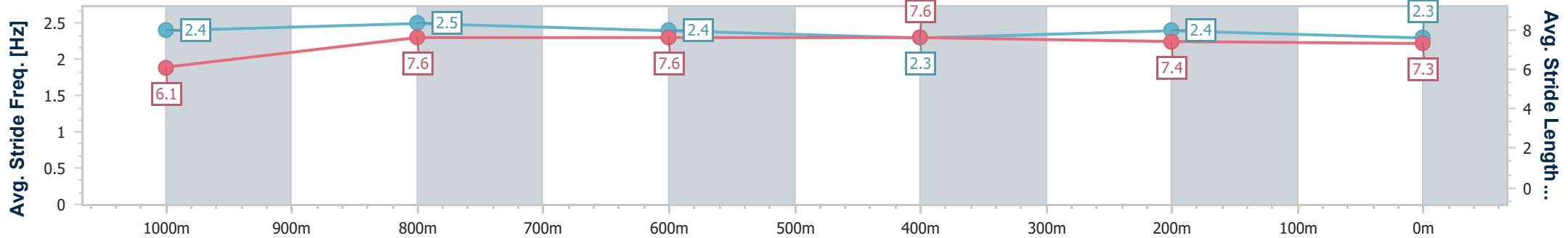
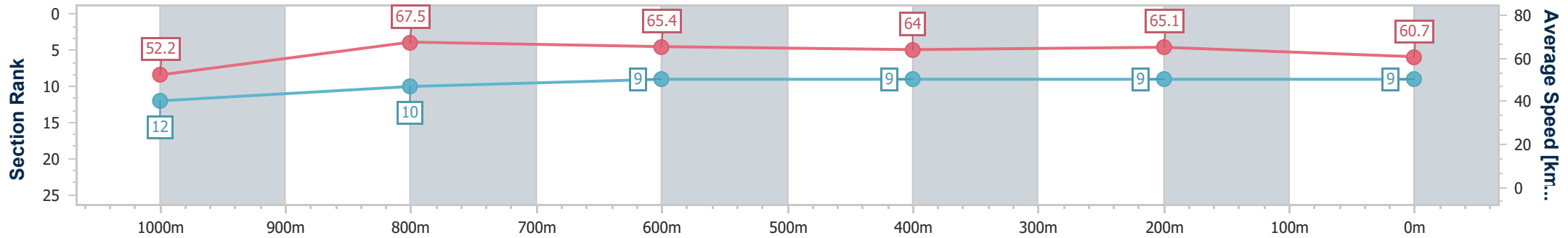
18 March 2023 - 13:48

Track Rating: Soft 5, Weather: Fine, Rail Position: +1.5m Entire Course



BRISBANE RACING CLUB

Section	Overall	1000m	800m	600m	400m	200m
Section Times	1:09.56 [9] (0:13.77)	0:55.79 [12] (0:10.69)	0:45.10 [10] (0:11.02)	0:34.08 [9] (0:11.21)	0:22.87 [9] (0:11.01)	0:11.86 [9] (0:11.86)
Average Speed [km/h]	52.2	67.5	65.4	64.0	65.1	60.7
Top Speed [km/h]	68.4	69.1	65.8	65.5	66.1	63.6
Avg. Dist. to Rail [m]	2.9	0.9	0.2	0.7	1.8	1.6
Avg. Stride Freq. [Hz]	2.4	2.5	2.4	2.3	2.4	2.3
Avg. Stride Length [m]	6.1	7.6	7.6	7.6	7.4	7.3



- [] Ranking at each section and finish
- .-.- No data available at this section
- NA No data available



Horse/Jockey Name	Bronze Dragon
Final Rank	10
Fastest Section Time (Section)	0:10.79 (1000m)
Top Speed [km/h] (Section)	68.4 (1000m)
Race State	Finished



Doomben QLD Professional

Race 4: PAT WELSH Class 3 Plate - 1200m

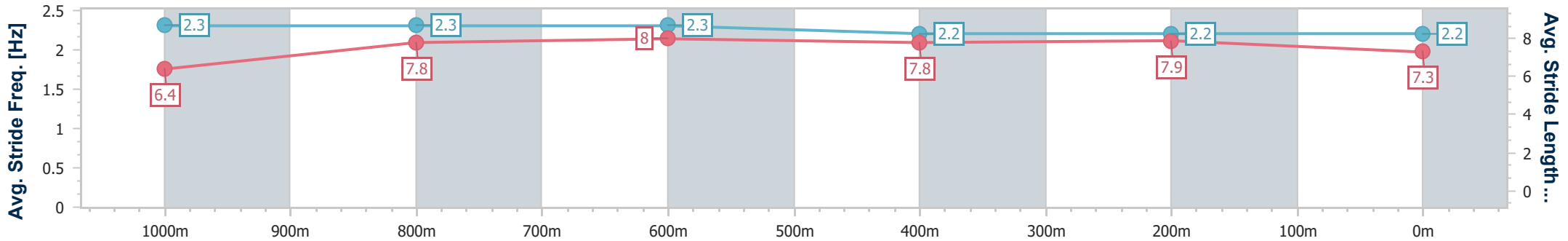
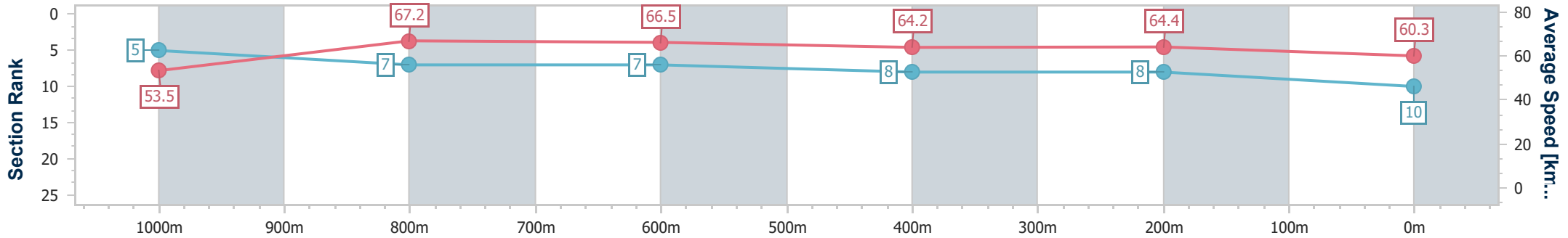
18 March 2023 - 13:48

Track Rating: Soft 5, Weather: Fine, Rail Position: +1.5m Entire Course



BRISBANE RACING CLUB

Section	Overall	1000m	800m	600m	400m	200m
Section Times	1:09.57 [10] (0:13.48)	0:56.09 [5] (0:10.79)	0:45.30 [7] (0:10.93)	0:34.37 [7] (0:11.22)	0:23.15 [8] (0:11.21)	0:11.94 [8] (0:11.94)
Average Speed [km/h]	53.5	67.2	66.5	64.2	64.4	60.3
Top Speed [km/h]	68.2	68.4	67.6	64.9	65.4	63.3
Avg. Dist. to Rail [m]	13.2	5.3	1.7	0.5	2.5	5.7
Avg. Stride Freq. [Hz]	2.3	2.3	2.3	2.2	2.2	2.2
Avg. Stride Length [m]	6.4	7.8	8.0	7.8	7.9	7.3



- [] Ranking at each section and finish
- .-.- No data available at this section
- NA No data available



Horse/Jockey Name	Nipotino
Final Rank	11
Fastest Section Time (Section)	0:10.54 (1000m)
Top Speed [km/h] (Section)	70.2 (1000m)
Race State	Finished



Doomben QLD Professional

Race 4: PAT WELSH Class 3 Plate - 1200m

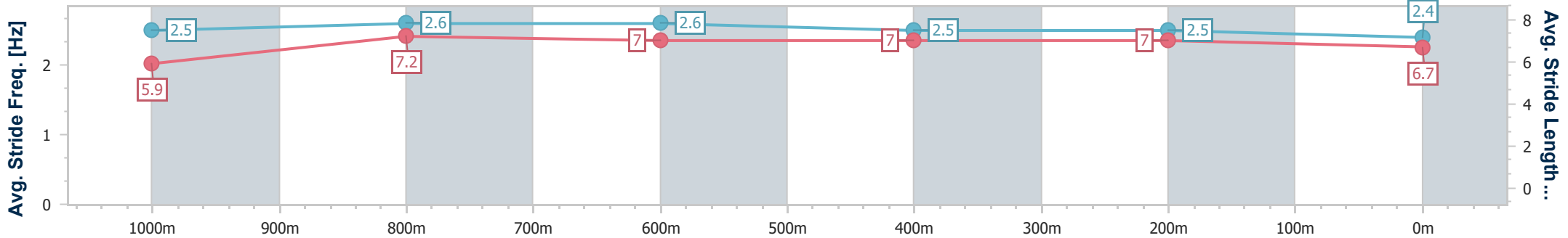
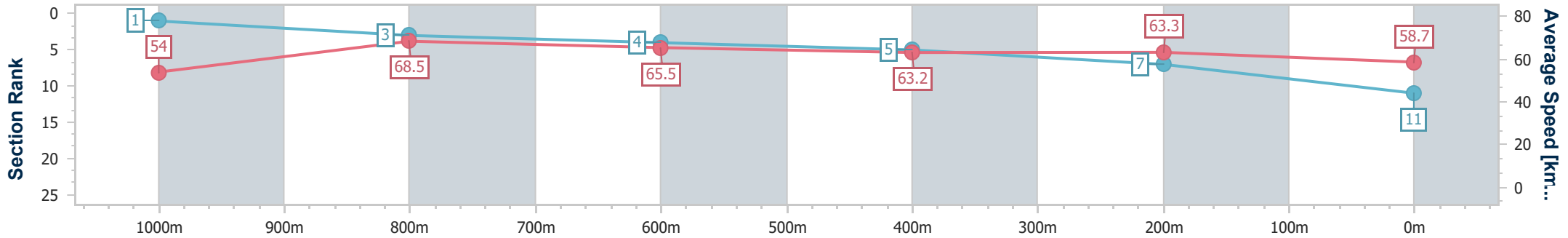
18 March 2023 - 13:48

Track Rating: Soft 5, Weather: Fine, Rail Position: +1.5m Entire Course



BRISBANE RACING CLUB

Section	Overall	1000m	800m	600m	400m	200m
Section Times	1:09.76 [11] (0:13.35)	0:56.41 [1] (0:10.54)	0:45.87 [3] (0:11.02)	0:34.85 [4] (0:11.27)	0:23.58 [5] (0:11.32)	0:12.26 [7] (0:12.26)
Average Speed [km/h]	54.0	68.5	65.5	63.2	63.3	58.7
Top Speed [km/h]	69.2	70.2	67.6	64.9	64.9	63.1
Avg. Dist. to Rail [m]	7.9	1.6	0.5	1.7	1.7	1.3
Avg. Stride Freq. [Hz]	2.5	2.6	2.6	2.5	2.5	2.4
Avg. Stride Length [m]	5.9	7.2	7.0	7.0	7.0	6.7



- [] Ranking at each section and finish
- .-.- No data available at this section
- NA No data available



Horse/Jockey Name	Miss Tambo
Final Rank	12
Fastest Section Time (Section)	0:10.82 (1000m)
Top Speed [km/h] (Section)	68.6 (1000m)
Race State	Finished



Doomben QLD Professional

Race 4: PAT WELSH Class 3 Plate - 1200m

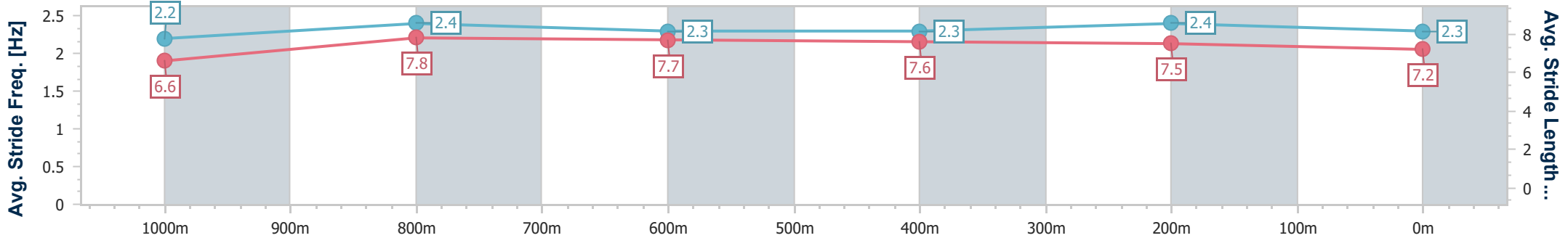
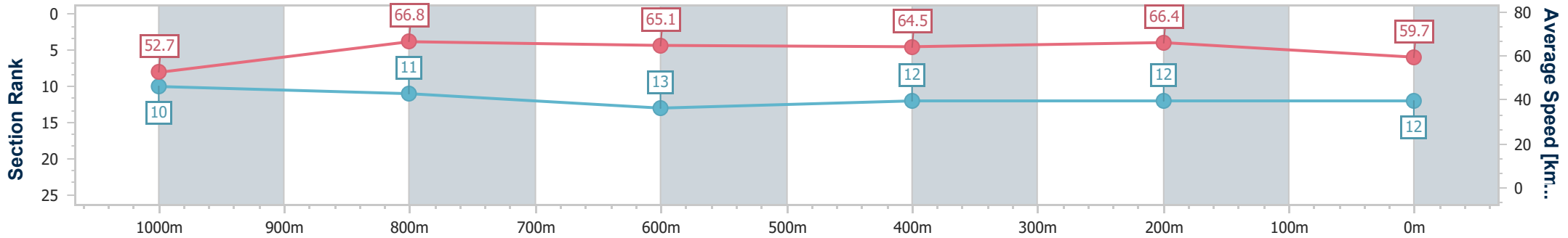
18 March 2023 - 13:48

Track Rating: Soft 5, Weather: Fine, Rail Position: +1.5m Entire Course



BRISBANE RACING CLUB

Section	Overall	1000m	800m	600m	400m	200m
Section Times	1:09.89 [12] (0:13.68)	0:56.21 [10] (0:10.82)	0:45.39 [11] (0:11.18)	0:34.21 [13] (0:11.25)	0:22.96 [12] (0:10.89)	0:12.07 [12] (0:12.07)
Average Speed [km/h]	52.7	66.8	65.1	64.5	66.4	59.7
Top Speed [km/h]	67.6	68.6	66.8	66.5	68.0	64.6
Avg. Dist. to Rail [m]	6.4	2.4	2.2	1.1	5.0	8.2
Avg. Stride Freq. [Hz]	2.2	2.4	2.3	2.3	2.4	2.3
Avg. Stride Length [m]	6.6	7.8	7.7	7.6	7.5	7.2



- [] Ranking at each section and finish
- .-.- No data available at this section
- NA No data available



Horse/Jockey Name	Cherry Soda
Final Rank	13
Fastest Section Time (Section)	0:10.34 (1000m)
Top Speed [km/h] (Section)	71.6 (1000m)
Race State	Finished



Doomben QLD Professional

Race 4: PAT WELSH Class 3 Plate - 1200m

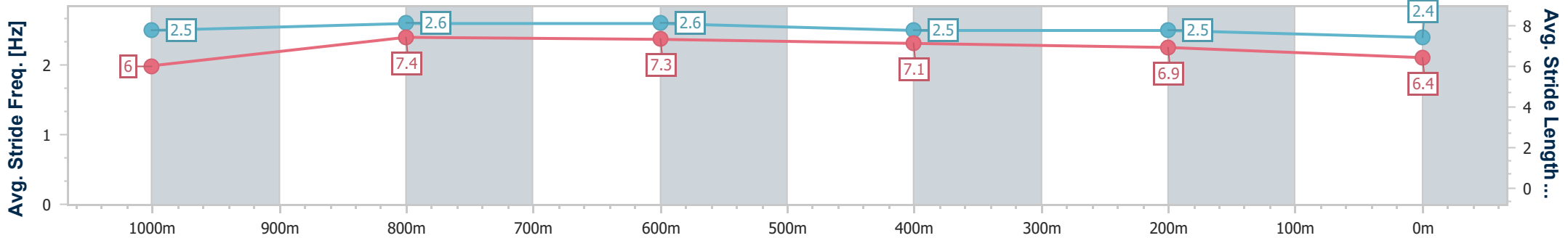
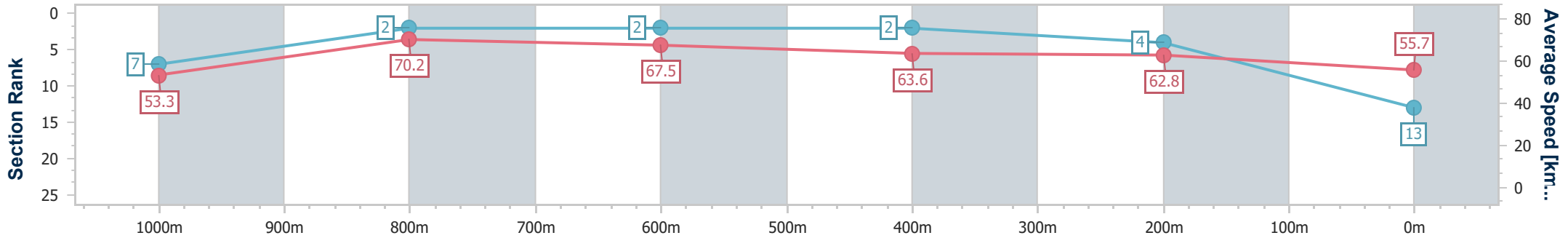
18 March 2023 - 13:48

Track Rating: Soft 5, Weather: Fine, Rail Position: +1.5m Entire Course



BRISBANE RACING CLUB

Section	Overall	1000m	800m	600m	400m	200m
Section Times	1:10.21 [13] (0:13.50)	0:56.71 [7] (0:10.34)	0:46.37 [2] (0:10.75)	0:35.62 [2] (0:11.28)	0:24.34 [2] (0:11.41)	0:12.93 [4] (0:12.93)
Average Speed [km/h]	53.3	70.2	67.5	63.6	62.8	55.7
Top Speed [km/h]	70.5	71.6	69.2	65.4	63.8	60.4
Avg. Dist. to Rail [m]	12.4	5.0	1.5	0.9	0.7	0.8
Avg. Stride Freq. [Hz]	2.5	2.6	2.6	2.5	2.5	2.4
Avg. Stride Length [m]	6.0	7.4	7.3	7.1	6.9	6.4



- [] Ranking at each section and finish
- .-.- No data available at this section
- NA No data available



Horse/Jockey Name	Bungarribee Lad
Final Rank	14
Fastest Section Time (Section)	0:10.84 (1000m)
Top Speed [km/h] (Section)	69.6 (1000m)
Race State	Finished



Doomben QLD Professional

Race 4: PAT WELSH Class 3 Plate - 1200m

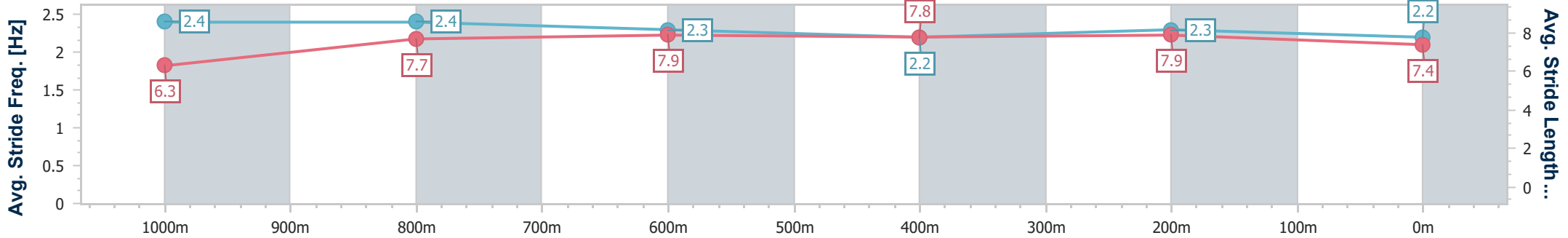
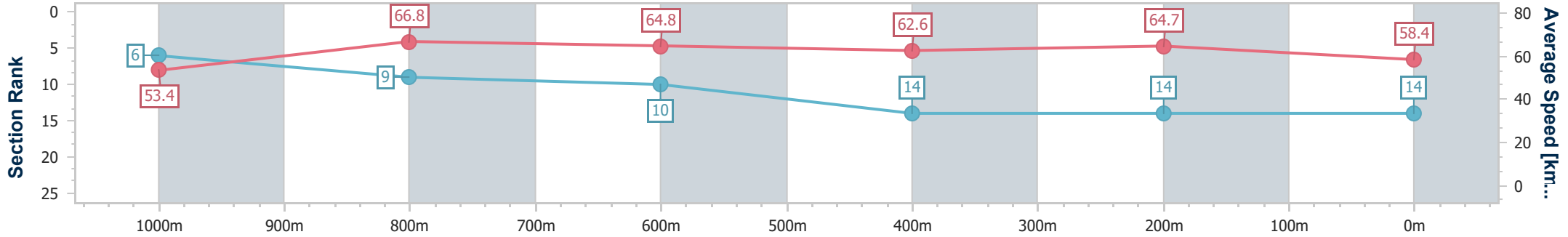
18 March 2023 - 13:48

Track Rating: Soft 5, Weather: Fine, Rail Position: +1.5m Entire Course



BRISBANE RACING CLUB

Section	Overall	1000m	800m	600m	400m	200m
Section Times	1:10.47 [14] (0:13.50)	0:56.97 [6] (0:10.84)	0:46.13 [9] (0:11.17)	0:34.96 [10] (0:11.48)	0:23.48 [14] (0:11.14)	0:12.34 [14] (0:12.34)
Average Speed [km/h]	53.4	66.8	64.8	62.6	64.7	58.4
Top Speed [km/h]	68.5	69.6	66.0	64.5	66.3	64.2
Avg. Dist. to Rail [m]	4.1	2.9	0.9	0.4	2.0	2.0
Avg. Stride Freq. [Hz]	2.4	2.4	2.3	2.2	2.3	2.2
Avg. Stride Length [m]	6.3	7.7	7.9	7.8	7.9	7.4



- [] Ranking at each section and finish
- .-.- No data available at this section
- NA No data available