



Doomben QLD Professional

Race 2: MAGIC MILLIONS GOLD COAST PLATE - 2000m

18 March 2023 - 12:33



BRISBANE
RACING CLUB

Track Rating: Soft 5, Weather: Fine, Rail Position: +1.5m Entire Course

Section														
Field Times														
	Overall	1800m	1600m	1400m	1200m	1000m	800m	Last 600m						
	2:02.03 (0:14.59)	1:47.44 (0:11.66)	1:35.78 (0:12.15)	1:23.63 (0:12.72)	1:10.91 (0:12.35)	0:58.56 (0:12.06)	0:46.50 (0:12.16)	0:34.34						
Rank	TAB	Horse/Jockey	Barrier	Top Speed [km/h]	Fastest Section								Distance Travelled [m]	
1	7	NAVAJO PEAK Ben Thompson	8	66.3 400m	0:11.10 400m	2:02.03 [1] (0:14.59)	1:47.44 [1] (0:11.66)	1:35.78 [2] (0:12.35)	1:23.43 [2] (0:12.65)	1:10.78 [2] (0:12.46)	0:58.32 [3] (0:12.09)	0:46.23 [3] (0:12.14)	0:34.09	
2	8	SOUTHERN STOCK Mark Du Plessis	3	65.7 400m	0:11.16 400m	2:02.21 [2] (0:15.14)	1:47.07 [7] (0:12.00)	1:35.07 [7] (0:12.29)	1:22.78 [7] (0:12.39)	1:10.39 [6] (0:11.65)	0:58.74 [1] (0:12.06)	0:46.68 [1] (0:12.16)	0:34.52	-9
3	3	FAST TALKING Kyle Wilson-Taylor	4	66.0 400m	0:11.13 400m	2:02.52 [3] (0:14.66)	1:47.86 [2] (0:11.94)	1:35.92 [3] (0:12.35)	1:23.57 [3] (0:12.49)	1:11.08 [3] (0:12.46)	0:58.62 [4] (0:12.12)	0:46.50 [5] (0:12.21)	0:34.29	-6
4	5	MUBARIZ Samantha Collett	1	64.6 400m	0:11.26 400m	2:02.57 [4] (0:14.77)	1:47.80 [4] (0:11.92)	1:35.88 [4] (0:12.35)	1:23.53 [4] (0:12.46)	1:11.07 [4] (0:12.41)	0:58.66 [5] (0:12.08)	0:46.58 [4] (0:12.06)	0:34.52	-14
5	1	MOHICAN HEIGHTS James Orman	2	65.9 400m	0:11.03 400m	2:02.59 [5] (0:15.00)	1:47.59 [5] (0:11.91)	1:35.68 [5] (0:12.28)	1:23.40 [5] (0:12.56)	1:10.84 [5] (0:12.50)	0:58.34 [6] (0:12.13)	0:46.21 [6] (0:12.12)	0:34.09	-11
6	2	TEARS OF LOVE Larry Cassidy	7	64.6 400m	0:11.28 400m	2:02.63 [6] (0:14.67)	1:47.96 [3] (0:11.58)	1:36.38 [1] (0:12.15)	1:24.23 [1] (0:12.72)	1:11.51 [1] (0:12.44)	0:59.07 [2] (0:11.98)	0:47.09 [2] (0:12.16)	0:34.93	-14
7	4	BARADE Justin Huxtable	5	64.8 600m	0:11.29 600m	2:03.37 [7] (0:15.29)	1:48.08 [8] (0:12.08)	1:36.00 [8] (0:12.30)	1:23.70 [8] (0:12.48)	1:11.22 [8] (0:12.29)	0:58.93 [8] (0:12.14)	0:46.79 [8] (0:11.89)	0:34.90	-7
8	6	CHAYSE 'N' NOAH Karl Zechner	6	64.4 400m	0:11.42 400m	2:04.09 [8] (0:15.13)	1:48.96 [6] (0:11.97)	1:36.99 [6] (0:12.29)	1:24.70 [6] (0:12.49)	1:12.21 [7] (0:12.47)	0:59.74 [7] (0:12.12)	0:47.62 [7] (0:12.16)	0:35.46	-13

[] Ranking at each section and finish
 -:-:- No data available at this section
 NA No data available

SCN Saddle cloth number
 DNF Did not finish
 DNT Did not track



Doomben QLD Professional

Race 2: MAGIC MILLIONS GOLD COAST PLATE - 2000m

18 March 2023 - 12:33



BRISBANE
RACING CLUB

Track Rating: Soft 5, Weather: Fine, Rail Position: +1.5m Entire Course

Section							600m	400m	200m			Last 600m
Field Times							0:34.34 (0:11.59)	0:22.75 (0:11.24)	0:11.51 (0:11.51)			0:34.34
Rank	TAB	Horse/Jockey	Barrier	Top Speed [km/h]	Fastest Section				Margin			Distance Travelled [m]
1	7	NAVAJO PEAK Ben Thompson	8	66.3 400m	0:11.10 400m	0:34.09 [3] (0:11.51)	0:22.58 [3] (0:11.10)	0:11.48 [2] (0:11.48)	2:02.03			0:34.09
2	8	SOUTHERN STOCK Mark Du Plessis	3	65.7 400m	0:11.16 400m	0:34.52 [1] (0:11.67)	0:22.85 [2] (0:11.16)	0:11.69 [1] (0:11.69)	1.09L			0:34.52 -9
3	3	FAST TALKING Kyle Wilson-Taylor	4	66.0 400m	0:11.13 400m	0:34.29 [5] (0:11.43)	0:22.86 [5] (0:11.13)	0:11.73 [4] (0:11.73)	2.93L			0:34.29 -6
4	5	MUBARIZ Samantha Collett	1	64.6 400m	0:11.26 400m	0:34.52 [4] (0:11.52)	0:23.00 [4] (0:11.26)	0:11.74 [5] (0:11.74)	3.17L			0:34.52 -14
5	1	MOHICAN HEIGHTS James Orman	2	65.9 400m	0:11.03 400m	0:34.09 [7] (0:11.45)	0:22.64 [7] (0:11.03)	0:11.61 [6] (0:11.61)	3.33L			0:34.09 -11
6	2	TEARS OF LOVE Larry Cassidy	7	64.6 400m	0:11.28 400m	0:34.93 [2] (0:11.58)	0:23.35 [1] (0:11.28)	0:12.07 [3] (0:12.07)	3.58L			0:34.93 -14
7	4	BARADE Justin Huxtable	5	64.8 600m	0:11.29 600m	0:34.90 [6] (0:11.29)	0:23.61 [6] (0:11.38)	0:12.23 [7] (0:12.23)	7.92L			0:34.90 -7
8	6	CHAYSE 'N' NOAH Karl Zechner	6	64.4 400m	0:11.42 400m	0:35.46 [8] (0:11.75)	0:23.71 [8] (0:11.42)	0:12.29 [8] (0:12.29)	12.12L			0:35.46 -13



Horse/Jockey Name	Navajo Peak
Final Rank	1
Fastest Section Time (Section)	0:11.10 (400m)
Top Speed [km/h] (Section)	66.3 (400m)
Race State	Finished



Doomben QLD Professional

Race 2: MAGIC MILLIONS GOLD COAST PLATE - 2000m

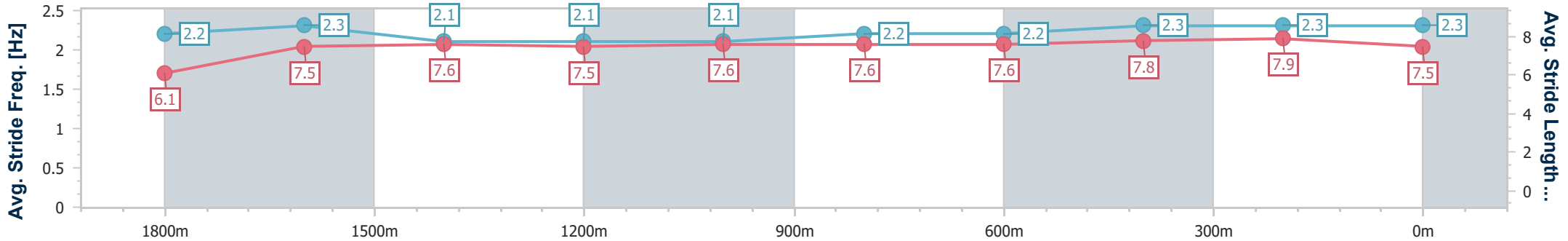
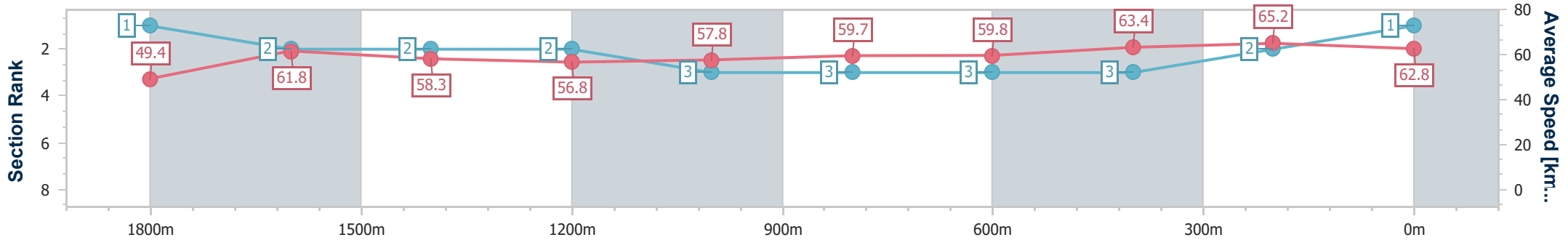
18 March 2023 - 12:33

Track Rating: Soft 5, Weather: Fine, Rail Position: +1.5m Entire Course



BRISBANE RACING CLUB

Section	Overall	1800m	1600m	1400m	1200m	1000m	800m	600m	400m	200m
Section Times	2:02.03 [1] (0:14.59)	1:47.44 [1] (0:11.66)	1:35.78 [2] (0:12.35)	1:23.43 [2] (0:12.65)	1:10.78 [2] (0:12.46)	0:58.32 [3] (0:12.09)	0:46.23 [3] (0:12.14)	0:34.09 [3] (0:11.51)	0:22.58 [3] (0:11.10)	0:11.48 [2] (0:11.48)
Average Speed [km/h]	49.4	61.8	58.3	56.8	57.8	59.7	59.8	63.4	65.2	62.8
Top Speed [km/h]	63.6	63.6	59.7	57.7	59.3	60.8	62.1	64.8	66.3	65.1
Avg. Dist. to Rail [m]	4.5	1.1	0.2	0.2	0.9	1.3	1.6	2.2	3.4	4.7
Avg. Stride Freq. [Hz]	2.2	2.3	2.1	2.1	2.1	2.2	2.2	2.3	2.3	2.3
Avg. Stride Length [m]	6.1	7.5	7.6	7.5	7.6	7.6	7.6	7.8	7.9	7.5



- [] Ranking at each section and finish
- .-.- No data available at this section
- NA No data available



Horse/Jockey Name	Southern Stock
Final Rank	2
Fastest Section Time (Section)	0:11.16 (400m)
Top Speed [km/h] (Section)	65.7 (400m)
Race State	Finished



Doomben QLD Professional

Race 2: MAGIC MILLIONS GOLD COAST PLATE - 2000m

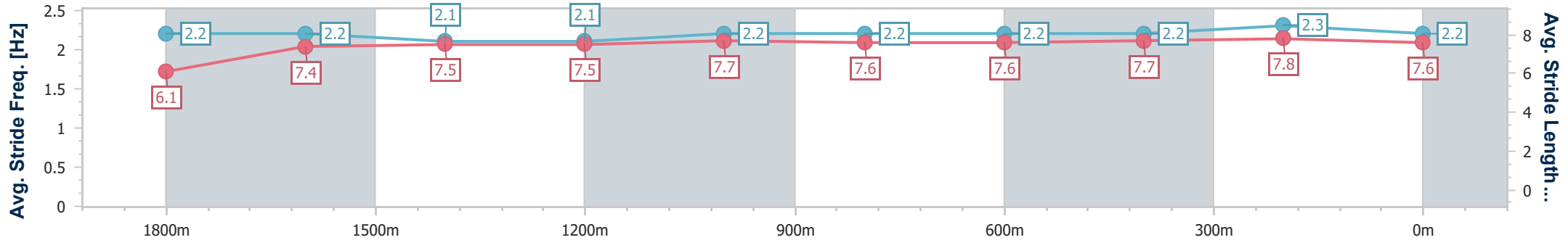
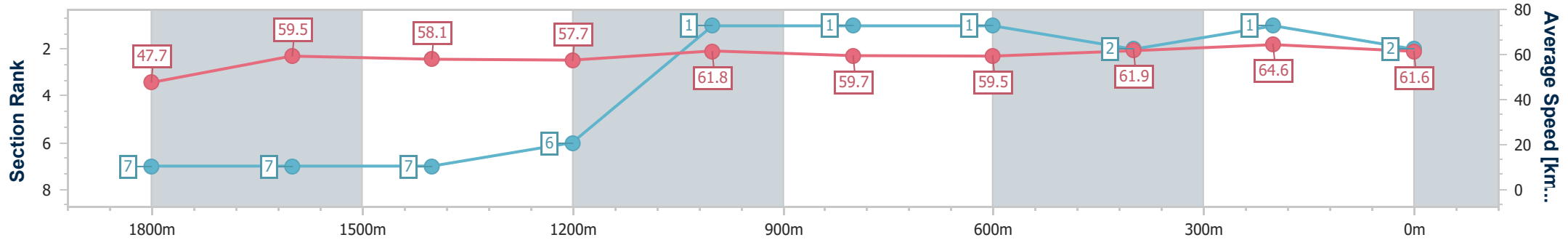
18 March 2023 - 12:33

Track Rating: Soft 5, Weather: Fine, Rail Position: +1.5m Entire Course



BRISBANE RACING CLUB

Section	Overall	1800m	1600m	1400m	1200m	1000m	800m	600m	400m	200m
Section Times	2:02.21 [2] (0:15.14)	1:47.07 [7] (0:12.00)	1:35.07 [7] (0:12.29)	1:22.78 [7] (0:12.39)	1:10.39 [6] (0:11.65)	0:58.74 [1] (0:12.06)	0:46.68 [1] (0:12.16)	0:34.52 [1] (0:11.67)	0:22.85 [2] (0:11.16)	0:11.69 [1] (0:11.69)
Average Speed [km/h]	47.7	59.5	58.1	57.7	61.8	59.7	59.5	61.9	64.6	61.6
Top Speed [km/h]	60.5	62.1	59.6	60.4	62.6	61.5	61.4	63.4	65.7	64.3
Avg. Dist. to Rail [m]	0.9	1.2	2.0	1.2	1.1	0.2	0.7	0.7	1.2	1.3
Avg. Stride Freq. [Hz]	2.2	2.2	2.1	2.1	2.2	2.2	2.2	2.2	2.3	2.2
Avg. Stride Length [m]	6.1	7.4	7.5	7.5	7.7	7.6	7.6	7.7	7.8	7.6



- [] Ranking at each section and finish
- .-.- No data available at this section
- NA No data available



Horse/Jockey Name	Fast Talking
Final Rank	3
Fastest Section Time (Section)	0:11.13 (400m)
Top Speed [km/h] (Section)	66.0 (400m)
Race State	Finished



Doomben QLD Professional

Race 2: MAGIC MILLIONS GOLD COAST PLATE - 2000m

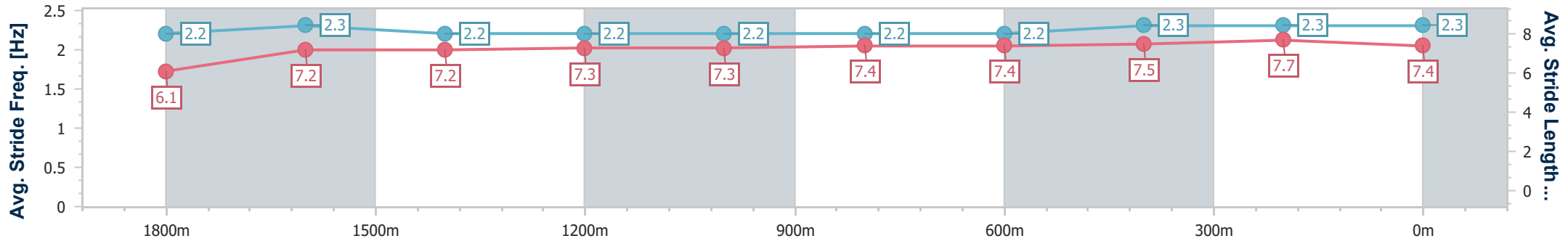
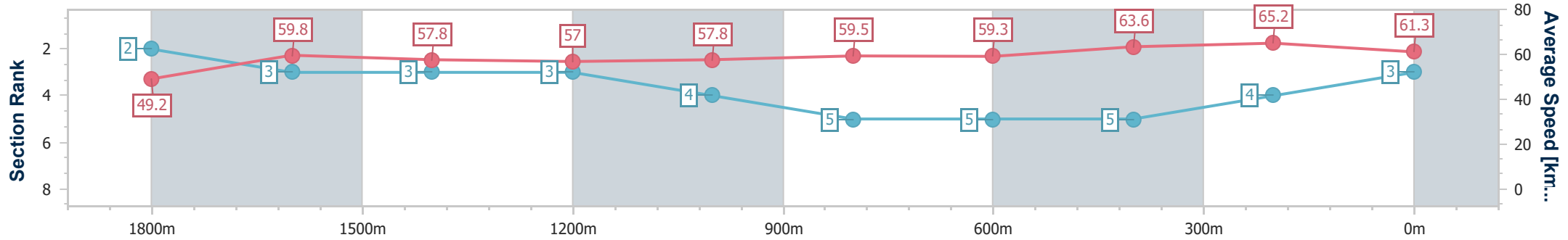
18 March 2023 - 12:33

Track Rating: Soft 5, Weather: Fine, Rail Position: +1.5m Entire Course



BRISBANE RACING CLUB

Section	Overall	1800m	1600m	1400m	1200m	1000m	800m	600m	400m	200m
Section Times	2:02.52 [3] (0:14.66)	1:47.86 [2] (0:11.94)	1:35.92 [3] (0:12.35)	1:23.57 [3] (0:12.49)	1:11.08 [3] (0:12.46)	0:58.62 [4] (0:12.12)	0:46.50 [5] (0:12.21)	0:34.29 [5] (0:11.43)	0:22.86 [5] (0:11.13)	0:11.73 [4] (0:11.73)
Average Speed [km/h]	49.2	59.8	57.8	57.0	57.8	59.5	59.3	63.6	65.2	61.3
Top Speed [km/h]	62.8	62.0	58.4	57.6	58.7	60.6	61.8	65.4	66.0	64.5
Avg. Dist. to Rail [m]	1.2	1.2	2.1	1.6	0.3	0.4	1.4	1.9	3.5	4.8
Avg. Stride Freq. [Hz]	2.2	2.3	2.2	2.2	2.2	2.2	2.2	2.3	2.3	2.3
Avg. Stride Length [m]	6.1	7.2	7.2	7.3	7.3	7.4	7.4	7.5	7.7	7.4



- [] Ranking at each section and finish
- .-.- No data available at this section
- NA No data available



Horse/Jockey Name	Mubariz
Final Rank	4
Fastest Section Time (Section)	0:11.26 (400m)
Top Speed [km/h] (Section)	64.6 (400m)
Race State	Finished



Doomben QLD Professional

Race 2: MAGIC MILLIONS GOLD COAST PLATE - 2000m

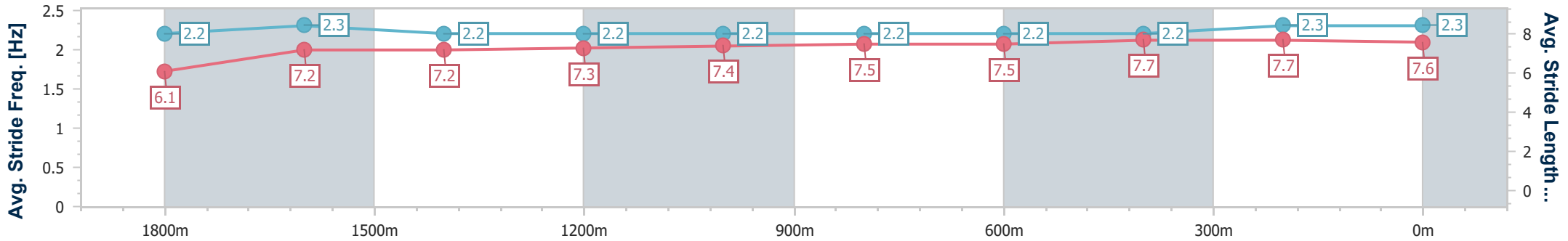
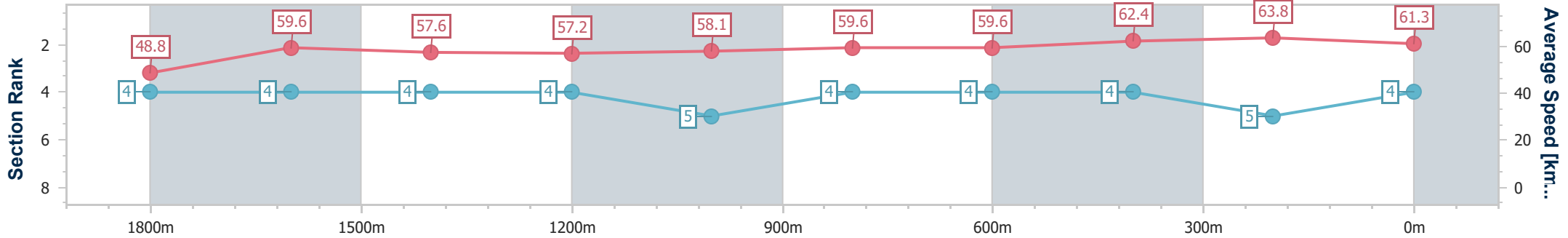
18 March 2023 - 12:33

Track Rating: Soft 5, Weather: Fine, Rail Position: +1.5m Entire Course



BRISBANE RACING CLUB

Section	Overall	1800m	1600m	1400m	1200m	1000m	800m	600m	400m	200m
Section Times	2:02.57 [4] (0:14.77)	1:47.80 [4] (0:11.92)	1:35.88 [4] (0:12.35)	1:23.53 [4] (0:12.46)	1:11.07 [4] (0:12.41)	0:58.66 [5] (0:12.08)	0:46.58 [4] (0:12.06)	0:34.52 [4] (0:11.52)	0:23.00 [4] (0:11.26)	0:11.74 [5] (0:11.74)
Average Speed [km/h]	48.8	59.6	57.6	57.2	58.1	59.6	59.6	62.4	63.8	61.3
Top Speed [km/h]	61.5	61.6	58.8	57.8	59.3	60.5	61.4	63.2	64.6	63.2
Avg. Dist. to Rail [m]	1.9	2.3	2.4	1.4	0.3	0.1	0.2	0.4	0.9	2.4
Avg. Stride Freq. [Hz]	2.2	2.3	2.2	2.2	2.2	2.2	2.2	2.2	2.3	2.3
Avg. Stride Length [m]	6.1	7.2	7.2	7.3	7.4	7.5	7.5	7.7	7.7	7.6



- [] Ranking at each section and finish
- .-.- No data available at this section
- NA No data available



Horse/Jockey Name	Mohican Heights
Final Rank	5
Fastest Section Time (Section)	0:11.03 (400m)
Top Speed [km/h] (Section)	65.9 (400m)
Race State	Finished



Doomben QLD Professional

Race 2: MAGIC MILLIONS GOLD COAST PLATE - 2000m

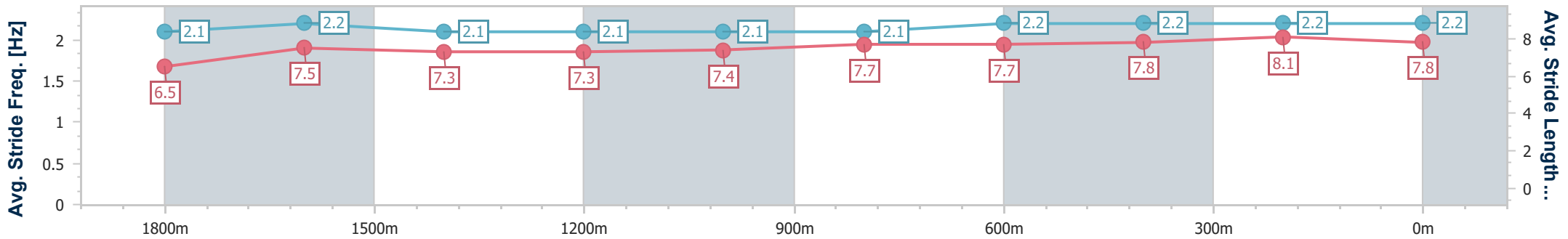
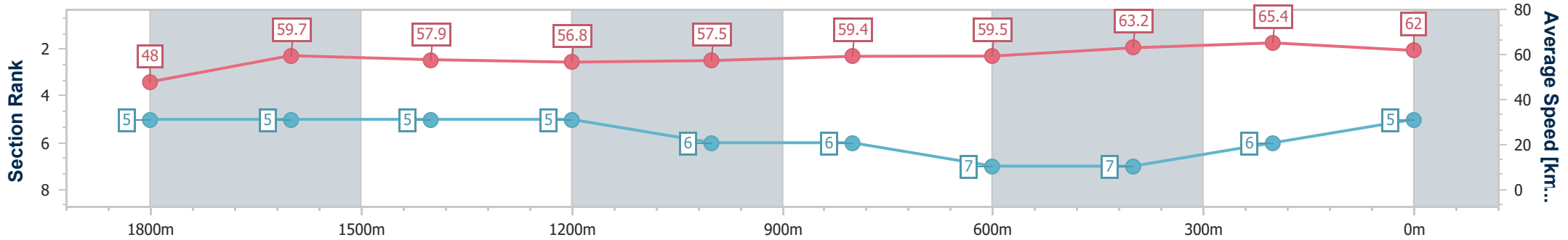
18 March 2023 - 12:33

Track Rating: Soft 5, Weather: Fine, Rail Position: +1.5m Entire Course



BRISBANE RACING CLUB

Section	Overall	1800m	1600m	1400m	1200m	1000m	800m	600m	400m	200m
Section Times	2:02.59 [5] (0:15.00)	1:47.59 [5] (0:11.91)	1:35.68 [5] (0:12.28)	1:23.40 [5] (0:12.56)	1:10.84 [5] (0:12.50)	0:58.34 [6] (0:12.13)	0:46.21 [6] (0:12.12)	0:34.09 [7] (0:11.45)	0:22.64 [7] (0:11.03)	0:11.61 [6] (0:11.61)
Average Speed [km/h]	48.0	59.7	57.9	56.8	57.5	59.4	59.5	63.2	65.4	62.0
Top Speed [km/h]	62.6	62.6	59.3	57.4	58.1	60.6	62.6	64.6	65.9	64.2
Avg. Dist. to Rail [m]	2.3	1.9	2.7	1.6	0.3	0.2	0.5	0.8	1.4	2.6
Avg. Stride Freq. [Hz]	2.1	2.2	2.1	2.1	2.1	2.1	2.2	2.2	2.2	2.2
Avg. Stride Length [m]	6.5	7.5	7.3	7.3	7.4	7.7	7.7	7.8	8.1	7.8



- [] Ranking at each section and finish
- .-.- No data available at this section
- NA No data available



Horse/Jockey Name	Tears Of Love
Final Rank	6
Fastest Section Time (Section)	0:11.28 (400m)
Top Speed [km/h] (Section)	64.6 (400m)
Race State	Finished



Doomben QLD Professional

Race 2: MAGIC MILLIONS GOLD COAST PLATE - 2000m

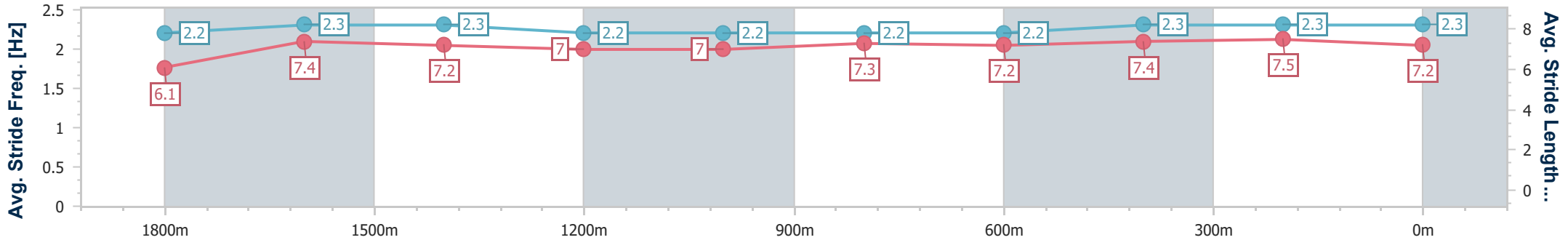
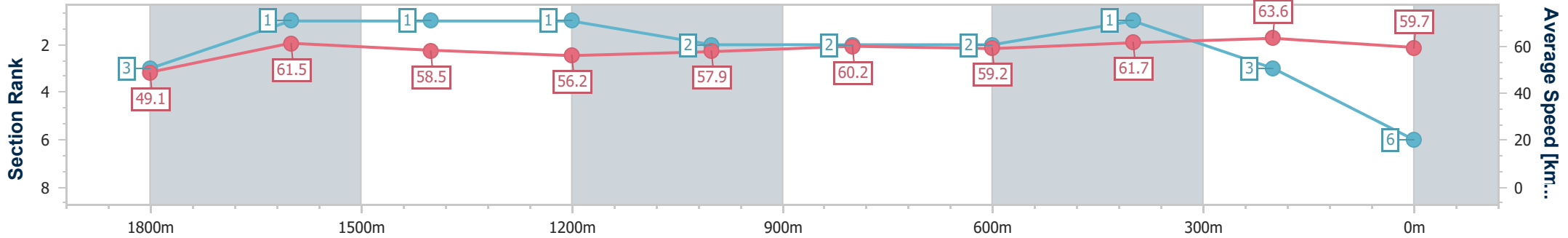
18 March 2023 - 12:33

Track Rating: Soft 5, Weather: Fine, Rail Position: +1.5m Entire Course



BRISBANE RACING CLUB

Section	Overall	1800m	1600m	1400m	1200m	1000m	800m	600m	400m	200m
Section Times	2:02.63 [6] (0:14.67)	1:47.96 [3] (0:11.58)	1:36.38 [1] (0:12.15)	1:24.23 [1] (0:12.72)	1:11.51 [1] (0:12.44)	0:59.07 [2] (0:11.98)	0:47.09 [2] (0:12.16)	0:34.93 [2] (0:11.58)	0:23.35 [1] (0:11.28)	0:12.07 [3] (0:12.07)
Average Speed [km/h]	49.1	61.5	58.5	56.2	57.9	60.2	59.2	61.7	63.6	59.7
Top Speed [km/h]	63.8	63.8	59.6	56.8	62.5	62.8	61.5	62.3	64.6	63.2
Avg. Dist. to Rail [m]	2.3	1.8	2.8	1.1	0.4	0.4	0.1	1.0	1.6	0.9
Avg. Stride Freq. [Hz]	2.2	2.3	2.3	2.2	2.2	2.2	2.2	2.3	2.3	2.3
Avg. Stride Length [m]	6.1	7.4	7.2	7.0	7.0	7.3	7.2	7.4	7.5	7.2



- [] Ranking at each section and finish
- .-.-.- No data available at this section
- NA No data available



Horse/Jockey Name	Barade
Final Rank	7
Fastest Section Time (Section)	0:11.29 (600m)
Top Speed [km/h] (Section)	64.8 (600m)
Race State	Finished



Doomben QLD Professional

Race 2: MAGIC MILLIONS GOLD COAST PLATE - 2000m

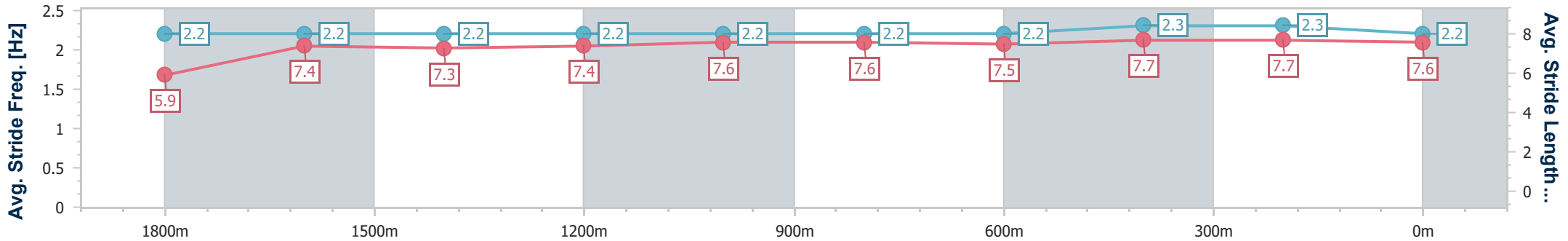
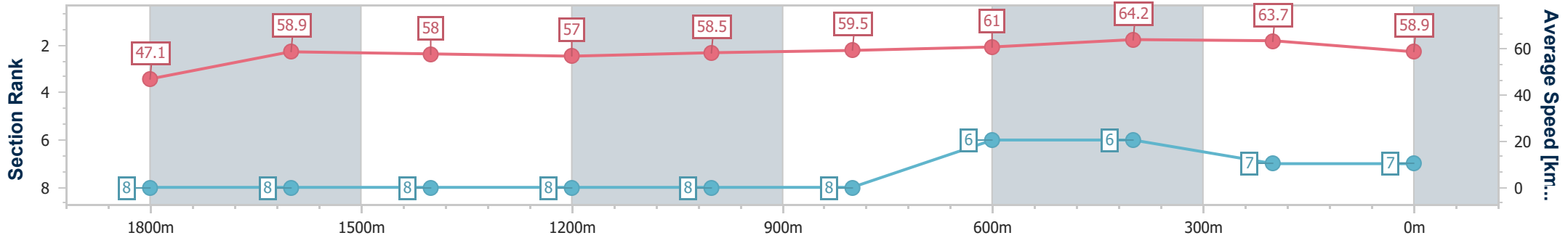
18 March 2023 - 12:33

Track Rating: Soft 5, Weather: Fine, Rail Position: +1.5m Entire Course



BRISBANE RACING CLUB

Section	Overall	1800m	1600m	1400m	1200m	1000m	800m	600m	400m	200m
Section Times	2:03.37 [7] (0:15.29)	1:48.08 [8] (0:12.08)	1:36.00 [8] (0:12.30)	1:23.70 [8] (0:12.48)	1:11.22 [8] (0:12.29)	0:58.93 [8] (0:12.14)	0:46.79 [8] (0:11.89)	0:34.90 [6] (0:11.29)	0:23.61 [6] (0:11.38)	0:12.23 [7] (0:12.23)
Average Speed [km/h]	47.1	58.9	58.0	57.0	58.5	59.5	61.0	64.2	63.7	58.9
Top Speed [km/h]	64.0	61.3	58.7	58.0	59.7	61.5	64.0	64.8	64.7	62.4
Avg. Dist. to Rail [m]	1.7	2.0	2.3	1.9	1.1	1.3	1.3	1.3	4.1	3.6
Avg. Stride Freq. [Hz]	2.2	2.2	2.2	2.2	2.2	2.2	2.2	2.3	2.3	2.2
Avg. Stride Length [m]	5.9	7.4	7.3	7.4	7.6	7.6	7.5	7.7	7.7	7.6



- [] Ranking at each section and finish
- .-.- No data available at this section
- NA No data available



Horse/Jockey Name	Chayse 'N' Noah
Final Rank	8
Fastest Section Time (Section)	0:11.42 (400m)
Top Speed [km/h] (Section)	64.4 (400m)
Race State	Finished



Doomben QLD Professional

Race 2: MAGIC MILLIONS GOLD COAST PLATE - 2000m

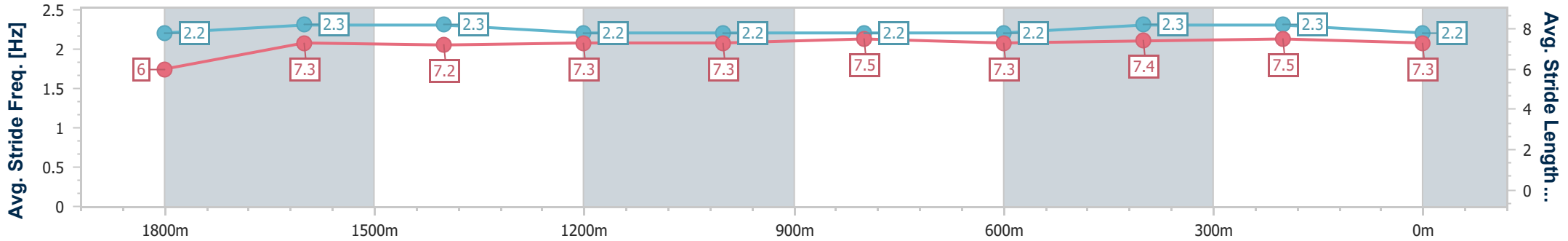
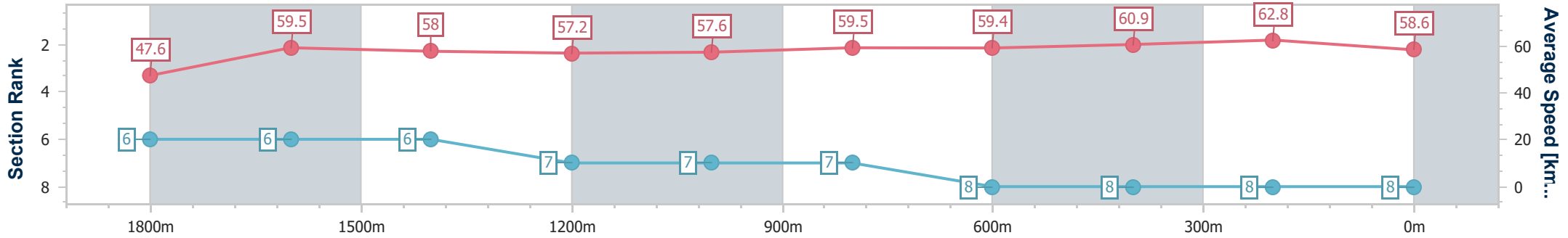
18 March 2023 - 12:33

Track Rating: Soft 5, Weather: Fine, Rail Position: +1.5m Entire Course



BRISBANE RACING CLUB

Section	Overall	1800m	1600m	1400m	1200m	1000m	800m	600m	400m	200m
Section Times	2:04.09 [8] (0:15.13)	1:48.96 [6] (0:11.97)	1:36.99 [6] (0:12.29)	1:24.70 [6] (0:12.49)	1:12.21 [7] (0:12.47)	0:59.74 [7] (0:12.12)	0:47.62 [7] (0:12.16)	0:35.46 [8] (0:11.75)	0:23.71 [8] (0:11.42)	0:12.29 [8] (0:12.29)
Average Speed [km/h]	47.6	59.5	58.0	57.2	57.6	59.5	59.4	60.9	62.8	58.6
Top Speed [km/h]	61.5	61.9	60.2	57.8	58.7	60.2	61.8	62.7	64.4	61.8
Avg. Dist. to Rail [m]	2.6	2.1	1.7	1.6	0.6	0.8	0.7	1.2	1.5	0.7
Avg. Stride Freq. [Hz]	2.2	2.3	2.3	2.2	2.2	2.2	2.2	2.3	2.3	2.2
Avg. Stride Length [m]	6.0	7.3	7.2	7.3	7.3	7.5	7.3	7.4	7.5	7.3



- [] Ranking at each section and finish
- .-.- No data available at this section
- NA No data available