



Aquis Park Gold Coast Poly QLD Professional

Race 1: CARBINE CLUB BENCHMARK 70 Handicap - 2000m

18 March 2023 - 12:49



Track Rating: Synthetic , Weather: Fine, Rail Position: True Entire

| Section | | Overall | 1800m | 1600m | 1400m | 1200m | 1000m | 800m | Last 600m | | | | |
|-------------|---------------------------------------|----------------------|----------------------|----------------------|--------------------------|--------------------------|--------------------------|--------------------------|--------------------------|--------------------------|--------------------------|---------|------------------------|
| Field Times | | 2:06.90 (0:14.55) | 1:52.35 (0:12.28) | 1:40.07 (0:12.64) | 1:27.43 (0:12.52) | 1:14.91 (0:12.01) | 1:02.90 (0:11.91) | 0:50.99 (0:12.05) | 0:38.94 | | | | |
| Rank | TAB Horse/Jockey | Barrier | Top Speed [km/h] | Fastest Section | | | | | | | | | Distance Travelled [m] |
| 1 | 3 LETS TORQUE A DEEL Alisha Donald | 3 | 61.6 1000m | 0:11.91 1000m | 2:06.90 [1] (0:14.55) | 1:52.35 [1] (0:12.28) | 1:40.07 [1] (0:12.64) | 1:27.43 [1] (0:12.52) | 1:14.91 [1] (0:12.01) | 1:02.90 [1] (0:11.91) | 0:50.99 [1] (0:12.05) | 0:38.94 | |
| 2 | 1 LUCKY EXCHANGE Cody Collis | 2 | 62.2 600m | 0:11.95 600m | 2:07.10 [2] (0:15.10) | 1:52.00 [4] (0:12.32) | 1:39.68 [2] (0:12.97) | 1:26.71 [2] (0:13.02) | 1:13.69 [2] (0:12.07) | 1:01.62 [2] (0:12.09) | 0:49.53 [2] (0:12.06) | 0:37.47 | +9 |
| 3 | 4 FIREBOX Micheal Hellyer | 1 | 59.9 1200m | 0:12.18 1200m | 2:09.41 [3] (0:14.95) | 1:54.46 [2] (0:12.52) | 1:41.94 [3] (0:13.02) | 1:28.92 [3] (0:12.94) | 1:15.98 [3] (0:12.18) | 1:03.80 [3] (0:12.38) | 0:51.42 [3] (0:12.33) | 0:39.09 | +0 |
| 4 | 5 THE HOUSEMAN Shane Karlsson | 5 | 59.5 600m | 0:12.38 1200m | 2:11.42 [4] (0:15.05) | 1:56.37 [3] (0:12.66) | 1:43.71 [4] (0:13.14) | 1:30.57 [4] (0:12.84) | 1:17.73 [4] (0:12.38) | 1:05.35 [4] (0:12.49) | 0:52.86 [4] (0:12.42) | 0:40.44 | +0 |

Scratched: Early Thoughts (#2)

[] Ranking at each section and finish
 -:-:-:- No data available at this section
 NA No data available

SCN Saddle cloth number
 DNF Did not finish
 DNT Did not track



Aquis Park Gold Coast Poly QLD Professional

Race 1: CARBINE CLUB BENCHMARK 70 Handicap - 2000m

18 March 2023 - 12:49



Track Rating: Synthetic , Weather: Fine, Rail Position: True Entire

| Section | | | | 600m | 400m | 200m | | | Last 600m | | |
|-------------|-----|--|---------|----------------------|----------------------|--------------------------|--------------------------|--------------------------|------------------------|---------|----|
| Field Times | | | | 0:38.94 (0:12.39) | 0:26.55 (0:13.15) | 0:13.40 (0:13.40) | | | 0:38.94 | | |
| Rank | TAB | Horse/Jockey | Barrier | Top Speed [km/h] | Fastest Section | Margin | | | Distance Travelled [m] | | |
| 1 | 3 | LETS TORQUE A DEEL Alisha Donald | 3 | 61.6 1000m | 0:11.91 1000m | 0:38.94 [1] (0:12.39) | 0:26.55 [1] (0:13.15) | 0:13.40 [1] (0:13.40) | 2:06.90 | 0:38.94 | |
| 2 | 1 | LUCKY EXCHANGE Cody Collis | 2 | 62.2 600m | 0:11.95 600m | 0:37.47 [2] (0:11.95) | 0:25.52 [2] (0:12.52) | 0:13.00 [2] (0:13.00) | 1L | 0:37.47 | +9 |
| 3 | 4 | FIREBOX Micheal Hellyer | 1 | 59.9 1200m | 0:12.18 1200m | 0:39.09 [3] (0:12.45) | 0:26.64 [3] (0:13.10) | 0:13.54 [3] (0:13.54) | 14.5L | 0:39.09 | +0 |
| 4 | 5 | THE HOUSEMAN Shane Karlsson | 5 | 59.5 600m | 0:12.38 1200m | 0:40.44 [4] (0:12.79) | 0:27.65 [4] (0:13.57) | 0:14.08 [4] (0:14.08) | 26.3L | 0:40.44 | +0 |

Scratched: Early Thoughts (#2)

[] Ranking at each section and finish
 -:-:-:- No data available at this section
 NA No data available

SCN Saddle cloth number
 DNF Did not finish
 DNT Did not track



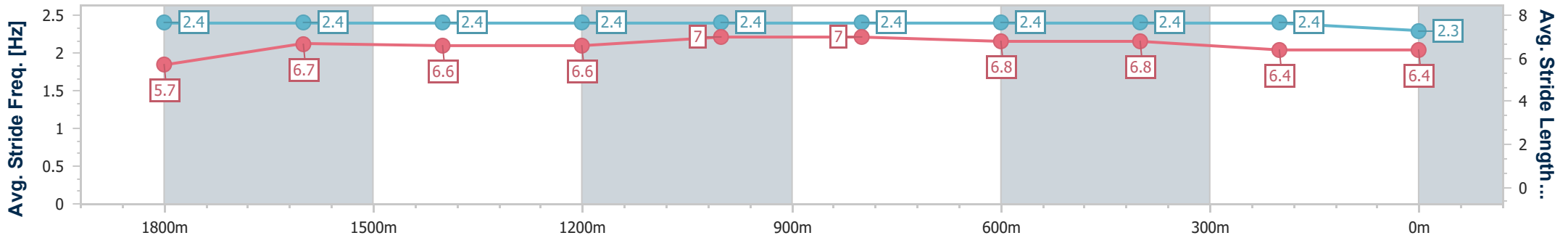
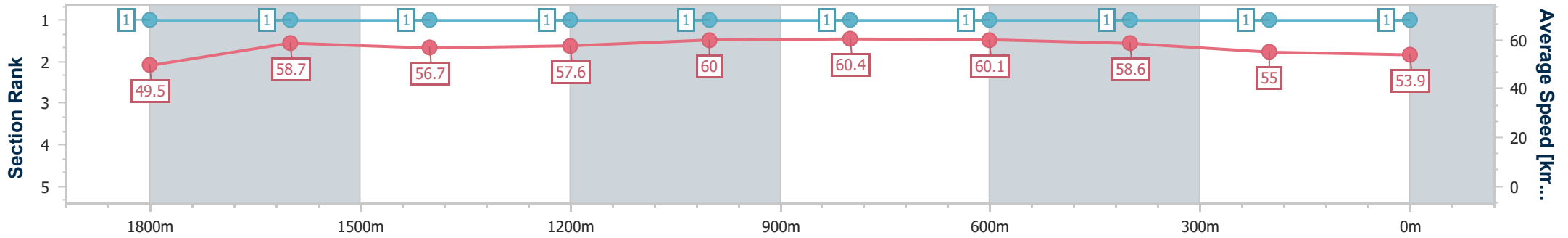
| | |
|--------------------------------|--------------------|
| Horse/Jockey Name | Lets Torque A Deel |
| Final Rank | 1 |
| Fastest Section Time (Section) | 0:11.91 (1000m) |
| Top Speed [km/h] (Section) | 61.6 (1000m) |
| Race State | Finished |



Aquis Park Gold Coast Poly QLD Professional
Race 1: CARBINE CLUB BENCHMARK 70 Handicap - 2000m
 18 March 2023 - 12:49
 Track Rating: Synthetic , Weather: Fine, Rail Position: True Entire



| Section | Overall | 1800m | 1600m | 1400m | 1200m | 1000m | 800m | 600m | 400m | 200m |
|------------------------|--------------------------|--------------------------|--------------------------|--------------------------|--------------------------|--------------------------|--------------------------|--------------------------|--------------------------|--------------------------|
| Section Times | 2:06.90 [1] (0:14.55) | 1:52.35 [1] (0:12.28) | 1:40.07 [1] (0:12.64) | 1:27.43 [1] (0:12.52) | 1:14.91 [1] (0:12.01) | 1:02.90 [1] (0:11.91) | 0:50.99 [1] (0:12.05) | 0:38.94 [1] (0:12.39) | 0:26.55 [1] (0:13.15) | 0:13.40 [1] (0:13.40) |
| Average Speed [km/h] | 49.5 | 58.7 | 56.7 | 57.6 | 60.0 | 60.4 | 60.1 | 58.6 | 55.0 | 53.9 |
| Top Speed [km/h] | 58.2 | 59.5 | 58.1 | 59.3 | 61.2 | 61.6 | 61.2 | 60.9 | 57.2 | 54.9 |
| Avg. Dist. to Rail [m] | 3.9 | 0.3 | 0.6 | 0.6 | 0.8 | 0.2 | 1.0 | 2.0 | 1.9 | 1.4 |
| Avg. Stride Freq. [Hz] | 2.4 | 2.4 | 2.4 | 2.4 | 2.4 | 2.4 | 2.4 | 2.4 | 2.4 | 2.3 |
| Avg. Stride Length [m] | 5.7 | 6.7 | 6.6 | 6.6 | 7.0 | 7.0 | 6.8 | 6.8 | 6.4 | 6.4 |



- [] Ranking at each section and finish
- .-.- No data available at this section
- NA No data available



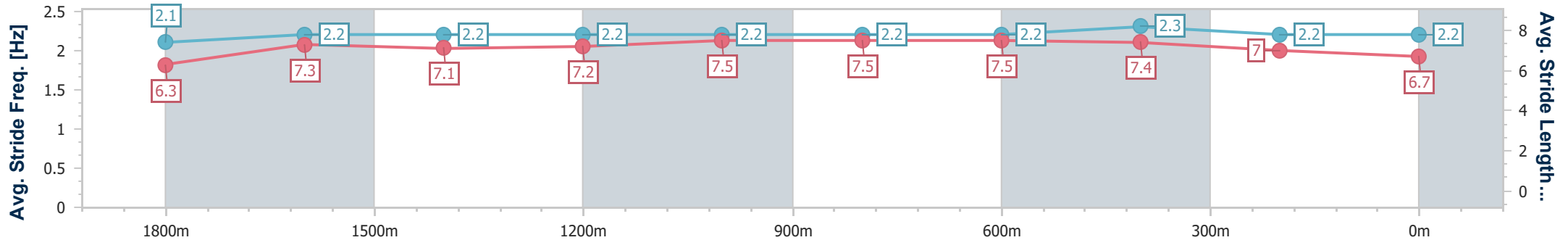
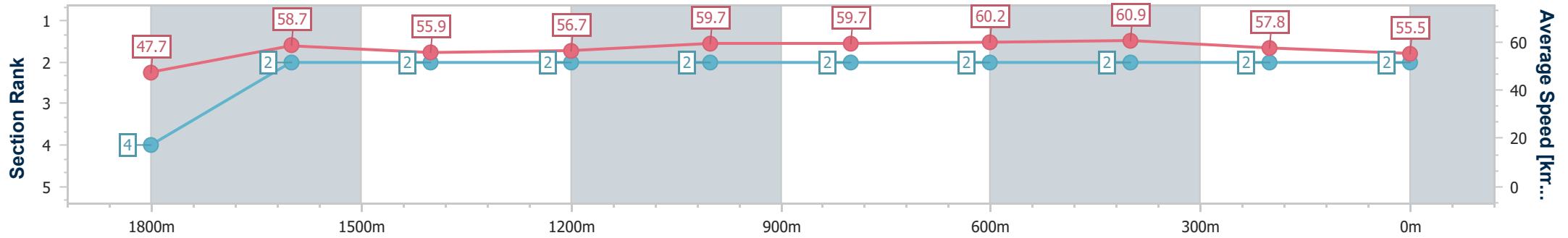
| | |
|--------------------------------|----------------|
| Horse/Jockey Name | Lucky Exchange |
| Final Rank | 2 |
| Fastest Section Time (Section) | 0:11.95 (600m) |
| Top Speed [km/h] (Section) | 62.2 (600m) |
| Race State | Finished |



Aquis Park Gold Coast Poly QLD Professional
Race 1: CARBINE CLUB BENCHMARK 70 Handicap - 2000m
 18 March 2023 - 12:49
 Track Rating: Synthetic , Weather: Fine, Rail Position: True Entire



| Section | Overall | 1800m | 1600m | 1400m | 1200m | 1000m | 800m | 600m | 400m | 200m |
|------------------------|--------------------------|--------------------------|--------------------------|--------------------------|--------------------------|--------------------------|--------------------------|--------------------------|--------------------------|--------------------------|
| Section Times | 2:07.10 [2] (0:15.10) | 1:52.00 [4] (0:12.32) | 1:39.68 [2] (0:12.97) | 1:26.71 [2] (0:13.02) | 1:13.69 [2] (0:12.07) | 1:01.62 [2] (0:12.09) | 0:49.53 [2] (0:12.06) | 0:37.47 [2] (0:11.95) | 0:25.52 [2] (0:12.52) | 0:13.00 [2] (0:13.00) |
| Average Speed [km/h] | 47.7 | 58.7 | 55.9 | 56.7 | 59.7 | 59.7 | 60.2 | 60.9 | 57.8 | 55.5 |
| Top Speed [km/h] | 58.2 | 59.8 | 56.7 | 58.5 | 60.2 | 60.1 | 61.7 | 62.2 | 59.1 | 57.1 |
| Avg. Dist. to Rail [m] | 4.2 | 1.0 | 3.0 | 3.3 | 2.3 | 1.2 | 1.9 | 2.4 | 2.3 | 4.5 |
| Avg. Stride Freq. [Hz] | 2.1 | 2.2 | 2.2 | 2.2 | 2.2 | 2.2 | 2.2 | 2.3 | 2.2 | 2.2 |
| Avg. Stride Length [m] | 6.3 | 7.3 | 7.1 | 7.2 | 7.5 | 7.5 | 7.5 | 7.4 | 7.0 | 6.7 |



- [] Ranking at each section and finish
- .-.- No data available at this section
- NA No data available



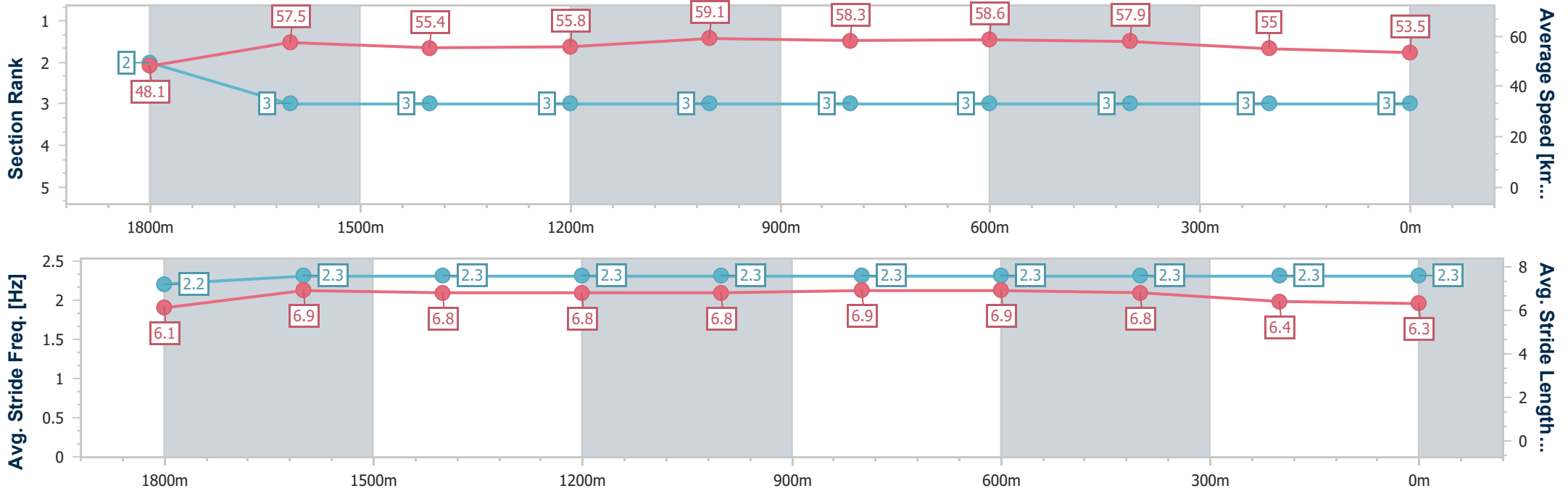
| | |
|--------------------------------|-----------------|
| Horse/Jockey Name | Firebox |
| Final Rank | 3 |
| Fastest Section Time (Section) | 0:12.18 (1200m) |
| Top Speed [km/h] (Section) | 59.9 (1200m) |
| Race State | Finished |



Aquis Park Gold Coast Poly QLD Professional
Race 1: CARBINE CLUB BENCHMARK 70 Handicap - 2000m
 18 March 2023 - 12:49
 Track Rating: Synthetic , Weather: Fine, Rail Position: True Entire



| Section | Overall | 1800m | 1600m | 1400m | 1200m | 1000m | 800m | 600m | 400m | 200m |
|------------------------|--------------------------|--------------------------|--------------------------|--------------------------|--------------------------|--------------------------|--------------------------|--------------------------|--------------------------|--------------------------|
| Section Times | 2:09.41 [3] (0:14.95) | 1:54.46 [2] (0:12.52) | 1:41.94 [3] (0:13.02) | 1:28.92 [3] (0:12.94) | 1:15.98 [3] (0:12.18) | 1:03.80 [3] (0:12.38) | 0:51.42 [3] (0:12.33) | 0:39.09 [3] (0:12.45) | 0:26.64 [3] (0:13.10) | 0:13.54 [3] (0:13.54) |
| Average Speed [km/h] | 48.1 | 57.5 | 55.4 | 55.8 | 59.1 | 58.3 | 58.6 | 57.9 | 55.0 | 53.5 |
| Top Speed [km/h] | 57.3 | 58.9 | 56.0 | 59.7 | 59.9 | 59.2 | 59.5 | 59.8 | 55.9 | 54.8 |
| Avg. Dist. to Rail [m] | 2.2 | 0.1 | 0.7 | 0.7 | 0.8 | 0.5 | 0.5 | 0.8 | 0.8 | 1.0 |
| Avg. Stride Freq. [Hz] | 2.2 | 2.3 | 2.3 | 2.3 | 2.3 | 2.3 | 2.3 | 2.3 | 2.3 | 2.3 |
| Avg. Stride Length [m] | 6.1 | 6.9 | 6.8 | 6.8 | 6.8 | 6.9 | 6.9 | 6.8 | 6.4 | 6.3 |



- [] Ranking at each section and finish
- .-.- No data available at this section
- NA No data available



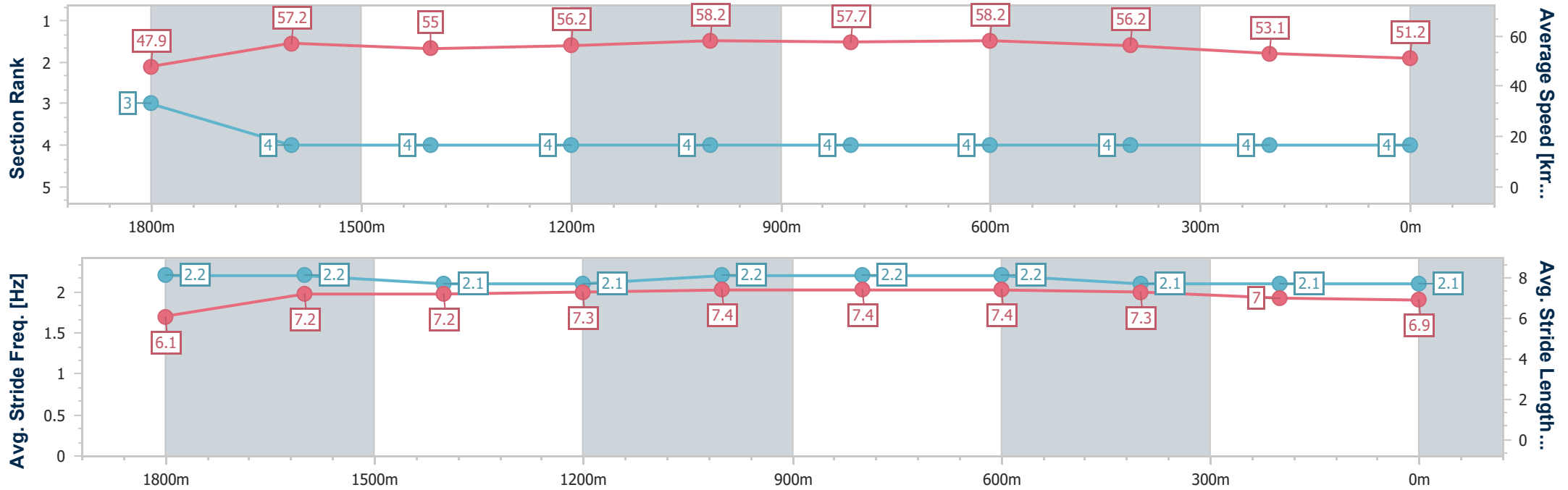
| | |
|--------------------------------|-----------------|
| Horse/Jockey Name | The Houseman |
| Final Rank | 4 |
| Fastest Section Time (Section) | 0:12.38 (1200m) |
| Top Speed [km/h] (Section) | 59.5 (600m) |
| Race State | Finished |



Aquis Park Gold Coast Poly QLD Professional
Race 1: CARBINE CLUB BENCHMARK 70 Handicap - 2000m
 18 March 2023 - 12:49
 Track Rating: Synthetic , Weather: Fine, Rail Position: True Entire



| Section | Overall | 1800m | 1600m | 1400m | 1200m | 1000m | 800m | 600m | 400m | 200m |
|------------------------|--------------------------|--------------------------|--------------------------|--------------------------|--------------------------|--------------------------|--------------------------|--------------------------|--------------------------|--------------------------|
| Section Times | 2:11.42 [4] (0:15.05) | 1:56.37 [3] (0:12.66) | 1:43.71 [4] (0:13.14) | 1:30.57 [4] (0:12.84) | 1:17.73 [4] (0:12.38) | 1:05.35 [4] (0:12.49) | 0:52.86 [4] (0:12.42) | 0:40.44 [4] (0:12.79) | 0:27.65 [4] (0:13.57) | 0:14.08 [4] (0:14.08) |
| Average Speed [km/h] | 47.9 | 57.2 | 55.0 | 56.2 | 58.2 | 57.7 | 58.2 | 56.2 | 53.1 | 51.2 |
| Top Speed [km/h] | 57.7 | 58.2 | 56.1 | 57.1 | 58.8 | 58.4 | 59.4 | 59.5 | 54.0 | 54.1 |
| Avg. Dist. to Rail [m] | 5.4 | 1.8 | 1.2 | 0.3 | 1.1 | 1.5 | 0.6 | 0.3 | 0.9 | 1.7 |
| Avg. Stride Freq. [Hz] | 2.2 | 2.2 | 2.1 | 2.1 | 2.2 | 2.2 | 2.2 | 2.1 | 2.1 | 2.1 |
| Avg. Stride Length [m] | 6.1 | 7.2 | 7.2 | 7.3 | 7.4 | 7.4 | 7.4 | 7.3 | 7.0 | 6.9 |



- [] Ranking at each section and finish
- .-.- No data available at this section
- NA No data available