



# Eagle Farm QLD Professional

## Race 9: QTIS JEWEL RACEDAY 18 MARCH BENCHMARK 70 Handicap - 1500m

15 March 2023 - 17:10



BRISBANE  
RACING CLUB

Track Rating: Good 4, Weather: Fine, Rail Position: + 9.5m Entire Course.

Section														
Field Times	Overall	1400m	1200m	1000m	800m	600m	400m	Last 600m						
	1:30.89 (0:08.32)	1:22.57 (0:11.32)	1:11.25 (0:11.51)	0:59.74 (0:11.98)	0:47.76 (0:12.23)	0:35.53 (0:11.94)	0:23.59 (0:11.41)	0:35.53						
Rank	TAB	Horse/Jockey	Barrier	Top Speed [km/h]	Fastest Section								Distance Travelled [m]	
1	8	<b>AL AABIR</b> Damien Thornton	10	64.9 400m	0:08.68 Overall	1:30.89 [1] (0:08.68)	1:22.21 [10] (0:11.56)	1:10.65 [9] (0:11.68)	0:58.97 [9] (0:11.93)	0:47.04 [9] (0:11.98)	0:35.06 [9] (0:11.69)	0:23.37 [7] (0:11.19)	0:35.06	
2	4	<b>SAMMY</b> Gary Geran	2	63.9 1400m	0:08.40 Overall	1:31.22 [2] (0:08.40)	1:22.82 [5] (0:11.50)	1:11.32 [4] (0:11.63)	0:59.69 [5] (0:12.10)	0:47.59 [7] (0:11.89)	0:35.70 [4] (0:11.82)	0:23.88 [4] (0:11.53)	0:35.70	-3
3	16	<b>ULTIMATE PRIDE</b> Angela Jones	6	64.8 1400m	0:08.74 Overall	1:31.23 [3] (0:08.74)	1:22.49 [11] (0:11.55)	1:10.94 [10] (0:11.77)	0:59.17 [10] (0:12.00)	0:47.17 [10] (0:12.00)	0:35.17 [11] (0:11.73)	0:23.44 [11] (0:11.56)	0:35.17	-11
4	6	<b>BUNDYANDCOKE</b> Michael Cahill	14	65.2 1200m	0:08.60 Overall	1:31.24 [4] (0:08.60)	1:22.64 [8] (0:11.39)	1:11.25 [6] (0:11.44)	0:59.81 [4] (0:11.94)	0:47.87 [3] (0:12.13)	0:35.74 [5] (0:11.86)	0:23.88 [5] (0:11.41)	0:35.74	+1
5	11	<b>TAIRUA</b> Tiffani Brooker	4	64.1 1400m	0:08.57 Overall	1:31.31 [5] (0:08.57)	1:22.74 [7] (0:11.52)	1:11.22 [8] (0:11.56)	0:59.66 [7] (0:11.89)	0:47.77 [4] (0:12.12)	0:35.65 [7] (0:11.93)	0:23.72 [8] (0:11.55)	0:35.65	-5
6	5	<b>AGNELLI</b> Ryan Maloney	5	63.7 400m	0:08.67 Overall	1:31.33 [6] (0:08.67)	1:22.66 [9] (0:11.78)	1:10.88 [11] (0:11.78)	0:59.10 [11] (0:11.95)	0:47.15 [11] (0:11.87)	0:35.28 [10] (0:11.84)	0:23.44 [10] (0:11.46)	0:35.28	-3
7	2	<b>DORSET COAST</b> Cejay Graham	11	65.6 1400m	0:08.35 Overall	1:31.51 [7] (0:08.35)	1:23.16 [2] (0:11.29)	1:11.87 [1] (0:11.61)	1:00.26 [2] (0:11.88)	0:48.38 [1] (0:12.26)	0:36.12 [1] (0:11.97)	0:24.15 [1] (0:11.46)	0:36.12	-1
8	12	<b>HANG FIVE</b> Brodie Loy	3	65.0 1400m	0:08.32 Overall	1:31.54 [8] (0:08.32)	1:23.22 [1] (0:11.46)	1:11.76 [2] (0:11.71)	1:00.05 [3] (0:12.12)	0:47.93 [6] (0:12.05)	0:35.88 [6] (0:11.94)	0:23.94 [6] (0:11.44)	0:35.88	-6
9	1	<b>COLLAY'S SPIRIT</b> Jaden Lloyd	8	63.8 600m	0:08.50 Overall	1:31.70 [9] (0:08.50)	1:23.20 [6] (0:11.56)	1:11.64 [7] (0:11.65)	0:59.99 [8] (0:11.98)	0:48.01 [8] (0:12.14)	0:35.87 [8] (0:11.86)	0:24.01 [9] (0:11.55)	0:35.87	-5
10	14	<b>BINDING</b> Ben Thompson	9	65.5 1200m	0:08.38 Overall	1:31.70 [10] (0:08.38)	1:23.32 [3] (0:11.42)	1:11.90 [3] (0:11.35)	1:00.55 [1] (0:12.06)	0:48.49 [2] (0:12.15)	0:36.34 [2] (0:11.94)	0:24.40 [2] (0:11.74)	0:36.34	-1

Scratched: He's The Ultimate (#7), Havlicek (#15), Eyes To Eye (#17), Royal Performance (#9), Zadig (#10), Rose Of Duporth (#3)



**Eagle Farm QLD Professional**  
**Race 9: QTIS JEWEL RACEDAY 18 MARCH BENCHMARK 70 Handicap - 1500m**

15 March 2023 - 17:10



BRISBANE  
RACING CLUB

Track Rating: Good 4, Weather: Fine, Rail Position: + 9.5m Entire Course.

Section	Overall	1400m	1200m	1000m	800m	600m	400m	Last 600m
Field Times	1:30.89 (0:08.32)	1:22.57 (0:11.32)	1:11.25 (0:11.51)	0:59.74 (0:11.98)	0:47.76 (0:12.23)	0:35.53 (0:11.94)	0:23.59 (0:11.41)	0:35.53

Rank	TAB	Horse/Jockey	Barrier	Top Speed [km/h]	Fastest Section	Overall	1400m	1200m	1000m	800m	600m	400m	Last 600m	Distance Travelled [m]
11	13	MERIMEE	1	64.9	0:08.42	1:31.71 [11]	1:23.29 [4]	1:11.70 [5]	1:00.09 [6]	0:48.08 [5]	0:36.10 [3]	0:24.24 [3]	0:36.10	-9
		James Orman		1400m	Overall	(0:08.42)	(0:11.59)	(0:11.61)	(0:12.01)	(0:11.98)	(0:11.86)	(0:11.52)		

Scratched: He's The Ultimate (#7), Havlicek (#15), Eyes To Eye (#17), Royal Performance (#9), Zadig (#10), Rose Of Duporth (#3)



**Eagle Farm QLD Professional**  
**Race 9: QTIS JEWEL RACEDAY 18 MARCH BENCHMARK 70 Handicap - 1500m**  
**15 March 2023 - 17:10**



Track Rating: Good 4, Weather: Fine, Rail Position: + 9.5m Entire Course.

Section				200m				Last 600m	
Field Times				0:12.18 (0:12.18)				0:35.53	
Rank	TAB	Horse/Jockey	Barrier	Top Speed [km/h]	Fastest Section	Margin			Distance Travelled [m]
1	8	<b>AL AABIR</b> Damien Thornton	10	64.9 400m	0:08.68 Overall	0:12.18 [2] (0:12.18)	1:30.89		0:35.06
2	4	<b>SAMMY</b> Gary Geran	2	63.9 1400m	0:08.40 Overall	0:12.35 [5] (0:12.35)	1.99L		0:35.70 -3
3	16	<b>ULTIMATE PRIDE</b> Angela Jones	6	64.8 1400m	0:08.74 Overall	0:11.88 [11] (0:11.88)	2.05L		0:35.17 -11
4	6	<b>BUNDYANDCOKE</b> Michael Cahill	14	65.2 1200m	0:08.60 Overall	0:12.47 [4] (0:12.47)	2.1L		0:35.74 +1
5	11	<b>TAIRUA</b> Tiffani Brooker	4	64.1 1400m	0:08.57 Overall	0:12.17 [8] (0:12.17)	2.51L		0:35.65 -5
6	5	<b>AGNELLI</b> Ryan Maloney	5	63.7 400m	0:08.67 Overall	0:11.98 [10] (0:11.98)	2.64L		0:35.28 -3
7	2	<b>DORSET COAST</b> Cejay Graham	11	65.6 1400m	0:08.35 Overall	0:12.69 [1] (0:12.69)	3.69L		0:36.12 -1
8	12	<b>HANG FIVE</b> Brodie Loy	3	65.0 1400m	0:08.32 Overall	0:12.50 [6] (0:12.50)	3.87L		0:35.88 -6
9	1	<b>COLLAY'S SPIRIT</b> Jaden Lloyd	8	63.8 600m	0:08.50 Overall	0:12.46 [9] (0:12.46)	4.77L		0:35.87 -5
10	14	<b>BINDING</b> Ben Thompson	9	65.5 1200m	0:08.38 Overall	0:12.66 [7] (0:12.66)	4.8L		0:36.34 -1

Scratched: He's The Ultimate (#7), Havlicek (#15), Eyes To Eye (#17), Royal Performance (#9), Zadig (#10), Rose Of Duporth (#3)

[ ] Ranking at each section and finish  
 -:-:- No data available at this section  
 NA No data available

SCN Saddle cloth number  
 DNF Did not finish  
 DNT Did not track



**Eagle Farm QLD Professional**  
**Race 9: QTIS JEWEL RACEDAY 18 MARCH BENCHMARK 70 Handicap -**  
**1500m**  
**15 March 2023 - 17:10**



**Track Rating: Good 4, Weather: Fine, Rail Position: + 9.5m Entire Course.**

Section				200m				Last 600m	
Field Times				0:12.18 (0:12.18)				0:35.53	
Rank	TAB Horse/Jockey	Barrier	Top Speed [km/h]	Fastest Section	Margin			Distance Travelled [m]	
11	13 MERIMEE	1	64.9	0:08.42	0:12.72 [3]	4.84L		0:36.10	-9
	James Orman		1400m	Overall	(0:12.72)				

Scratched: He's The Ultimate (#7), Havlicek (#15), Eyes To Eye (#17), Royal Performance (#9), Zadig (#10), Rose Of Duporth (#3)

[ ] Ranking at each section and finish  
 -:-:- No data available at this section  
 NA No data available

SCN Saddle cloth number  
 DNF Did not finish  
 DNT Did not track



Horse/Jockey Name	Al Aabir
Final Rank	1
Fastest Section Time (Section)	0:08.68 (Overall)
Top Speed [km/h] (Section)	64.9 (400m)
Race State	Finished

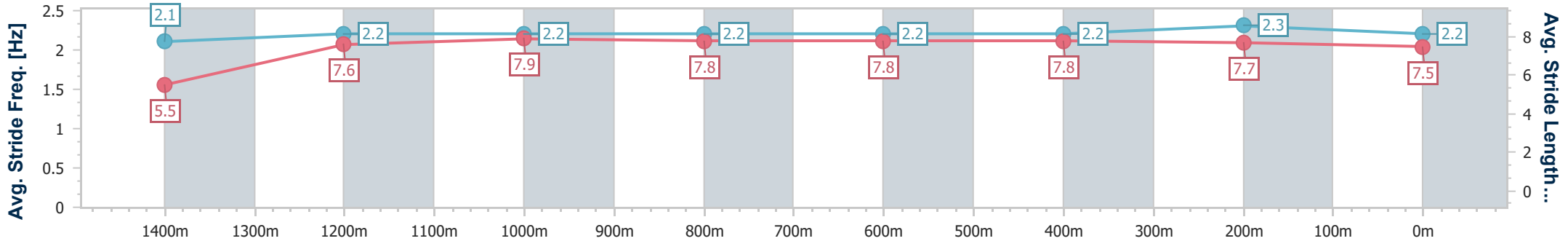
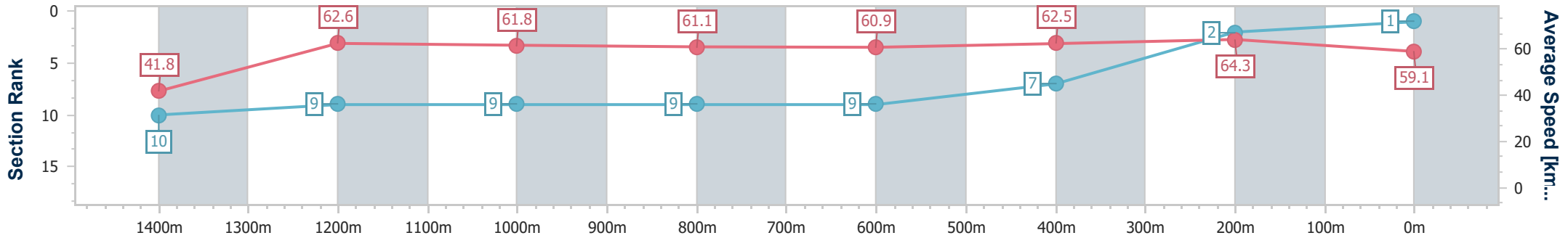


Eagle Farm QLD Professional  
 Race 9: QTIS JEWEL RACEDAY 18 MARCH BENCHMARK 70  
 Handicap - 1500m  
 15 March 2023 - 17:10  
 Track Rating: Good 4, Weather: Fine, Rail Position: + 9.5m Entire Course.



BRISBANE  
 RACING CLUB

Section	Overall	1400m	1200m	1000m	800m	600m	400m	200m
Section Times	1:30.89 [1] (0:08.68)	1:22.21 [10] (0:11.56)	1:10.65 [9] (0:11.68)	0:58.97 [9] (0:11.93)	0:47.04 [9] (0:11.98)	0:35.06 [9] (0:11.69)	0:23.37 [7] (0:11.19)	0:12.18 [2] (0:12.18)
Average Speed [km/h]	41.8	62.6	61.8	61.1	60.9	62.5	64.3	59.1
Top Speed [km/h]	58.2	64.3	63.1	61.9	61.6	64.4	64.9	63.1
Avg. Dist. to Rail [m]	13.2	4.8	3.1	2.9	2.9	3.0	5.3	3.0
Avg. Stride Freq. [Hz]	2.1	2.2	2.2	2.2	2.2	2.2	2.3	2.2
Avg. Stride Length [m]	5.5	7.6	7.9	7.8	7.8	7.8	7.7	7.5



- [ ] Ranking at each section and finish
- .-.- No data available at this section
- NA No data available



Horse/Jockey Name	Sammy
Final Rank	2
Fastest Section Time (Section)	0:08.40 (Overall)
Top Speed [km/h] (Section)	63.9 (1400m)
Race State	Finished

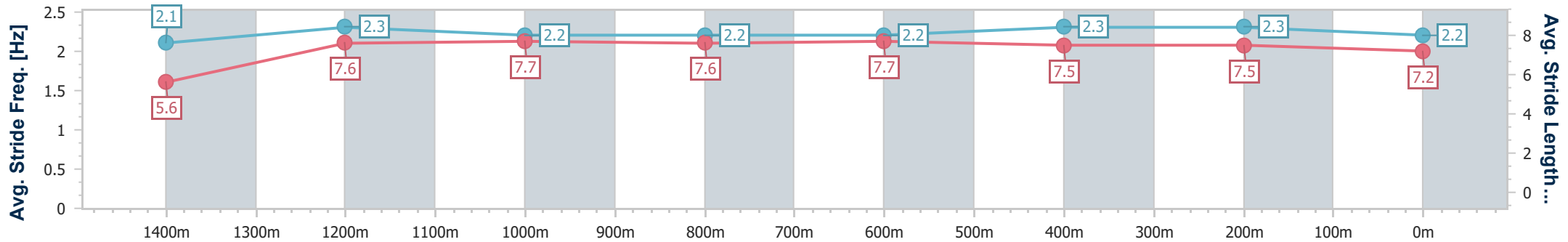
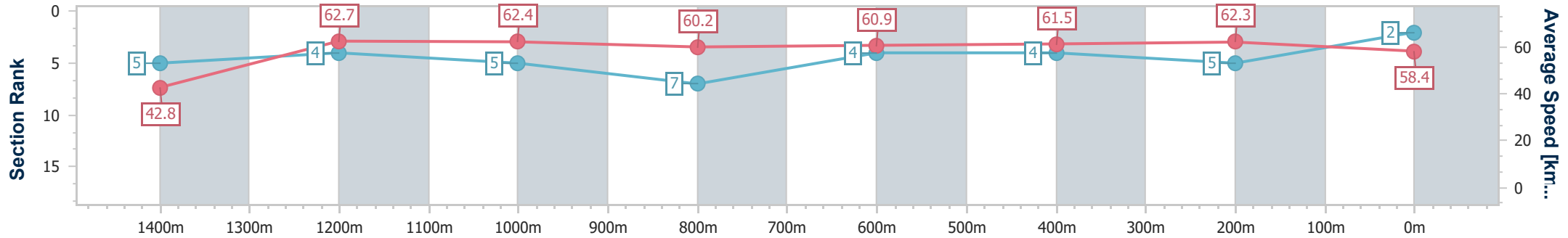


Eagle Farm QLD Professional  
 Race 9: QTIS JEWEL RACEDAY 18 MARCH BENCHMARK 70  
 Handicap - 1500m  
 15 March 2023 - 17:10  
 Track Rating: Good 4, Weather: Fine, Rail Position: + 9.5m Entire Course.



BRISBANE  
 RACING CLUB

Section	Overall	1400m	1200m	1000m	800m	600m	400m	200m
Section Times	1:31.22 [2] (0:08.40)	1:22.82 [5] (0:11.50)	1:11.32 [4] (0:11.63)	0:59.69 [5] (0:12.10)	0:47.59 [7] (0:11.89)	0:35.70 [4] (0:11.82)	0:23.88 [4] (0:11.53)	0:12.35 [5] (0:12.35)
Average Speed [km/h]	42.8	62.7	62.4	60.2	60.9	61.5	62.3	58.4
Top Speed [km/h]	60.4	63.9	63.3	61.5	61.8	62.4	63.2	61.1
Avg. Dist. to Rail [m]	6.3	2.8	4.1	2.8	1.6	1.7	3.3	4.1
Avg. Stride Freq. [Hz]	2.1	2.3	2.2	2.2	2.2	2.3	2.3	2.2
Avg. Stride Length [m]	5.6	7.6	7.7	7.6	7.7	7.5	7.5	7.2



- [ ] Ranking at each section and finish
- .-.- No data available at this section
- NA No data available



Horse/Jockey Name	Ultimate Pride
Final Rank	3
Fastest Section Time (Section)	0:08.74 (Overall)
Top Speed [km/h] (Section)	64.8 (1400m)
Race State	Finished

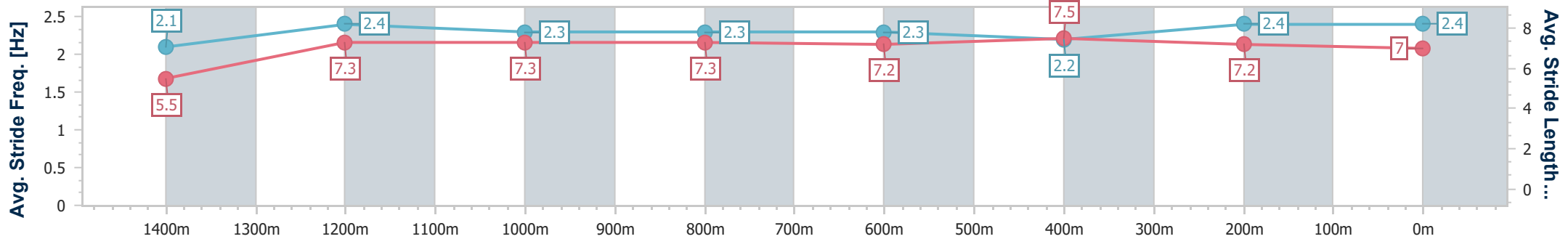
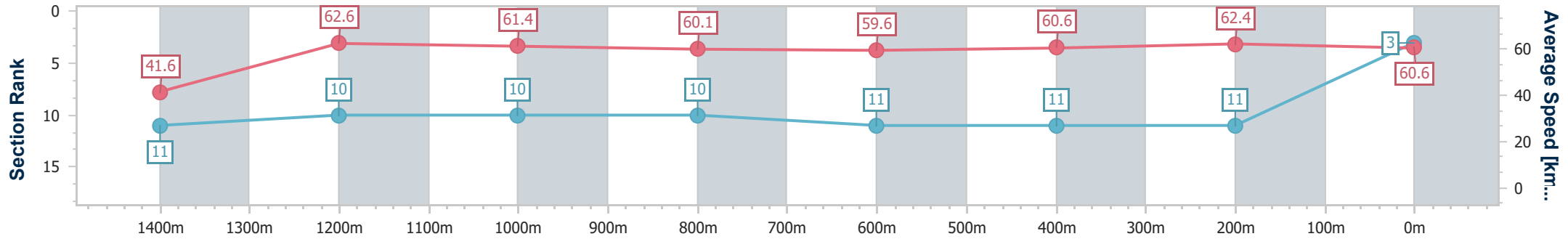


Eagle Farm QLD Professional  
 Race 9: QTIS JEWEL RACEDAY 18 MARCH BENCHMARK 70  
 Handicap - 1500m  
 15 March 2023 - 17:10  
 Track Rating: Good 4, Weather: Fine, Rail Position: + 9.5m Entire Course.



BRISBANE  
 RACING CLUB

Section	Overall	1400m	1200m	1000m	800m	600m	400m	200m
Section Times	1:31.23 [3] (0:08.74)	1:22.49 [11] (0:11.55)	1:10.94 [10] (0:11.77)	0:59.17 [10] (0:12.00)	0:47.17 [10] (0:12.00)	0:35.17 [11] (0:11.73)	0:23.44 [11] (0:11.56)	0:11.88 [11] (0:11.88)
Average Speed [km/h]	41.6	62.6	61.4	60.1	59.6	60.6	62.4	60.6
Top Speed [km/h]	58.6	64.8	63.6	60.9	60.8	62.7	63.6	63.2
Avg. Dist. to Rail [m]	10.2	4.5	3.2	0.5	0.9	2.8	1.8	6.0
Avg. Stride Freq. [Hz]	2.1	2.4	2.3	2.3	2.3	2.2	2.4	2.4
Avg. Stride Length [m]	5.5	7.3	7.3	7.3	7.2	7.5	7.2	7.0



- [ ] Ranking at each section and finish
- .-.- No data available at this section
- NA No data available



Horse/Jockey Name	Bundyandcoke
Final Rank	4
Fastest Section Time (Section)	0:08.60 (Overall)
Top Speed [km/h] (Section)	65.2 (1200m)
Race State	Finished

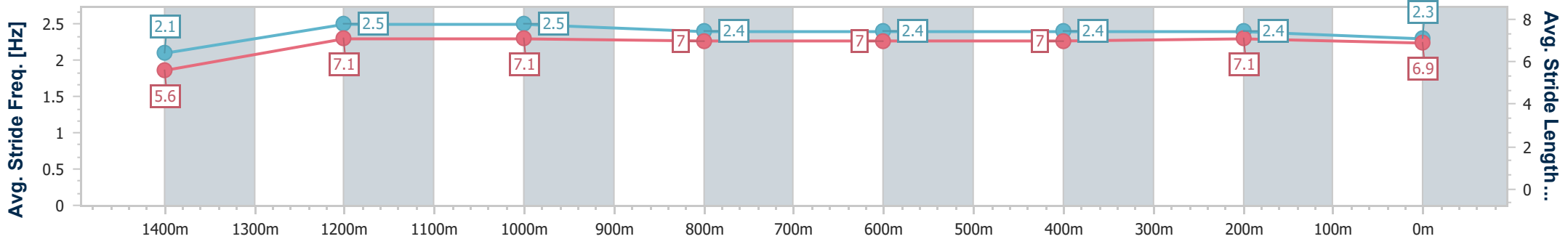
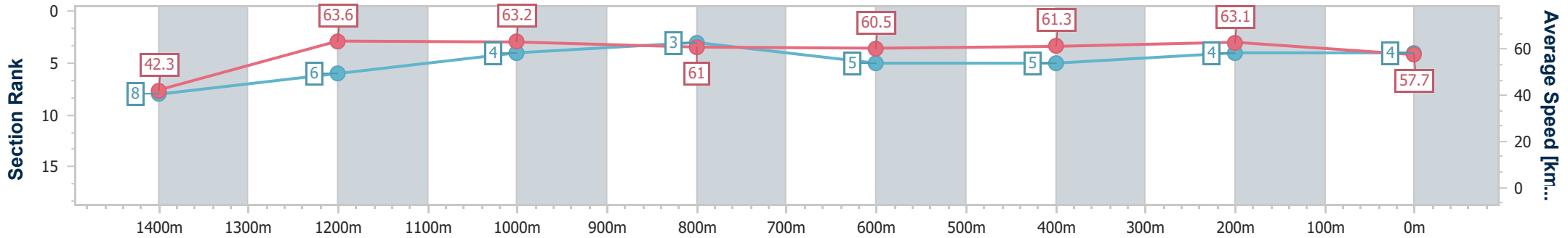


Eagle Farm QLD Professional  
 Race 9: QTIS JEWEL RACEDAY 18 MARCH BENCHMARK 70  
 Handicap - 1500m  
 15 March 2023 - 17:10  
 Track Rating: Good 4, Weather: Fine, Rail Position: + 9.5m Entire Course.



BRISBANE  
 RACING CLUB

Section	Overall	1400m	1200m	1000m	800m	600m	400m	200m
Section Times	1:31.24 [4] (0:08.60)	1:22.64 [8] (0:11.39)	1:11.25 [6] (0:11.44)	0:59.81 [4] (0:11.94)	0:47.87 [3] (0:12.13)	0:35.74 [5] (0:11.86)	0:23.88 [5] (0:11.41)	0:12.47 [4] (0:12.47)
Average Speed [km/h]	42.3	63.6	63.2	61.0	60.5	61.3	63.1	57.7
Top Speed [km/h]	60.8	65.0	65.2	61.8	61.1	62.4	64.0	61.5
Avg. Dist. to Rail [m]	15.7	5.5	3.9	2.6	3.4	2.3	2.3	3.0
Avg. Stride Freq. [Hz]	2.1	2.5	2.5	2.4	2.4	2.4	2.4	2.3
Avg. Stride Length [m]	5.6	7.1	7.1	7.0	7.0	7.0	7.1	6.9



- [ ] Ranking at each section and finish
- .-.- No data available at this section
- NA No data available





Horse/Jockey Name	Tairua
Final Rank	5
Fastest Section Time (Section)	0:08.57 (Overall)
Top Speed [km/h] (Section)	64.1 (1400m)
Race State	Finished

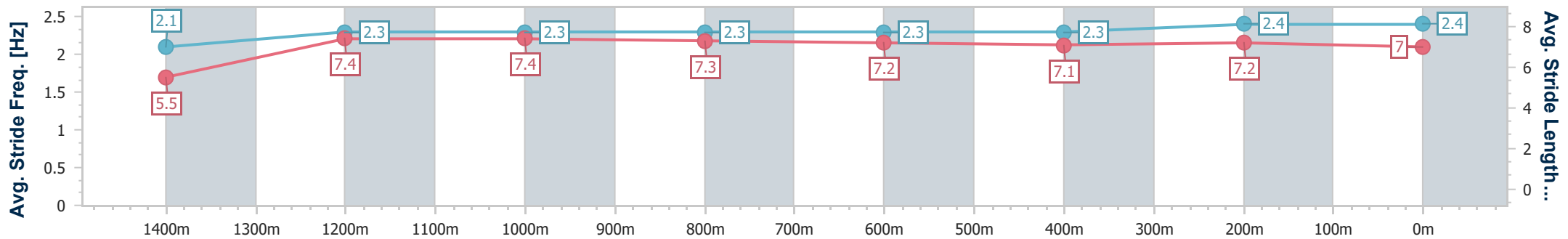
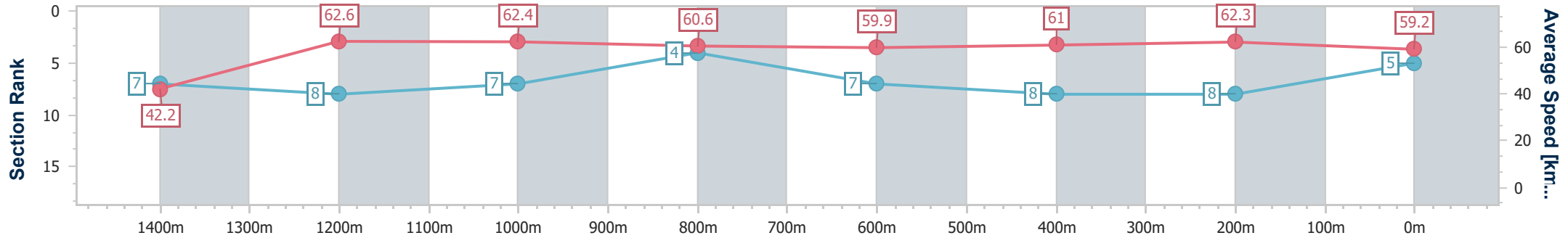


Eagle Farm QLD Professional  
 Race 9: QTIS JEWEL RACEDAY 18 MARCH BENCHMARK 70  
 Handicap - 1500m  
 15 March 2023 - 17:10  
 Track Rating: Good 4, Weather: Fine, Rail Position: + 9.5m Entire Course.



BRISBANE  
 RACING CLUB

Section	Overall	1400m	1200m	1000m	800m	600m	400m	200m
Section Times	1:31.31 [5] (0:08.57)	1:22.74 [7] (0:11.52)	1:11.22 [8] (0:11.56)	0:59.66 [7] (0:11.89)	0:47.77 [4] (0:12.12)	0:35.65 [7] (0:11.93)	0:23.72 [8] (0:11.55)	0:12.17 [8] (0:12.17)
Average Speed [km/h]	42.2	62.6	62.4	60.6	59.9	61.0	62.3	59.2
Top Speed [km/h]	61.7	64.1	63.9	61.4	61.1	63.0	63.1	62.0
Avg. Dist. to Rail [m]	7.9	2.3	1.2	0.5	2.0	1.9	3.1	6.0
Avg. Stride Freq. [Hz]	2.1	2.3	2.3	2.3	2.3	2.3	2.4	2.4
Avg. Stride Length [m]	5.5	7.4	7.4	7.3	7.2	7.1	7.2	7.0



- [ ] Ranking at each section and finish
- .-.- No data available at this section
- NA No data available



Horse/Jockey Name	Agnelli
Final Rank	6
Fastest Section Time (Section)	0:08.67 (Overall)
Top Speed [km/h] (Section)	63.7 (400m)
Race State	Finished

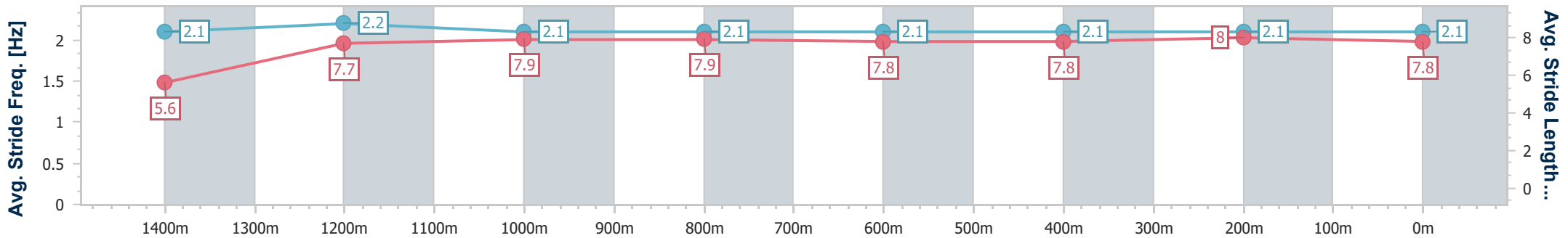
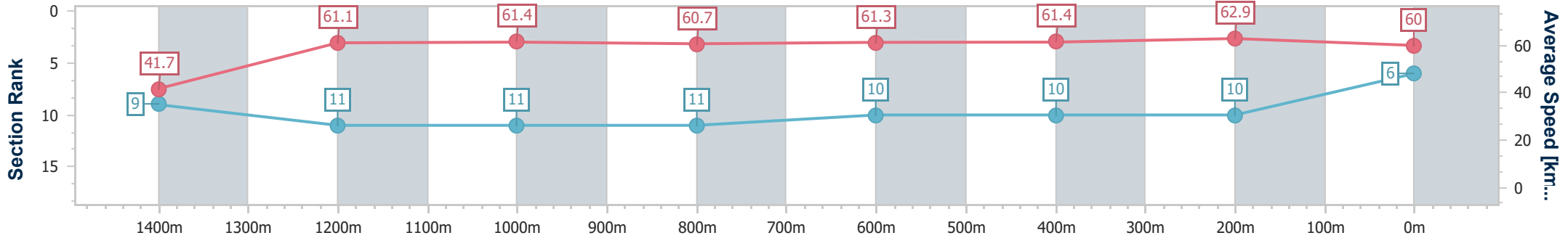


Eagle Farm QLD Professional  
 Race 9: QTIS JEWEL RACEDAY 18 MARCH BENCHMARK 70  
 Handicap - 1500m  
 15 March 2023 - 17:10  
 Track Rating: Good 4, Weather: Fine, Rail Position: + 9.5m Entire Course.



BRISBANE  
 RACING CLUB

Section	Overall	1400m	1200m	1000m	800m	600m	400m	200m
Section Times	1:31.33 [6] (0:08.67)	1:22.66 [9] (0:11.78)	1:10.88 [11] (0:11.78)	0:59.10 [11] (0:11.95)	0:47.15 [11] (0:11.87)	0:35.28 [10] (0:11.84)	0:23.44 [10] (0:11.46)	0:11.98 [10] (0:11.98)
Average Speed [km/h]	41.7	61.1	61.4	60.7	61.3	61.4	62.9	60.0
Top Speed [km/h]	59.5	63.1	62.9	61.6	62.3	63.0	63.7	61.9
Avg. Dist. to Rail [m]	8.6	1.9	2.1	1.5	2.2	2.4	5.9	8.2
Avg. Stride Freq. [Hz]	2.1	2.2	2.1	2.1	2.1	2.1	2.1	2.1
Avg. Stride Length [m]	5.6	7.7	7.9	7.9	7.8	7.8	8.0	7.8



- [ ] Ranking at each section and finish
- .-.- No data available at this section
- NA No data available



Horse/Jockey Name	Dorset Coast
Final Rank	7
Fastest Section Time (Section)	0:08.35 (Overall)
Top Speed [km/h] (Section)	65.6 (1400m)
Race State	Finished

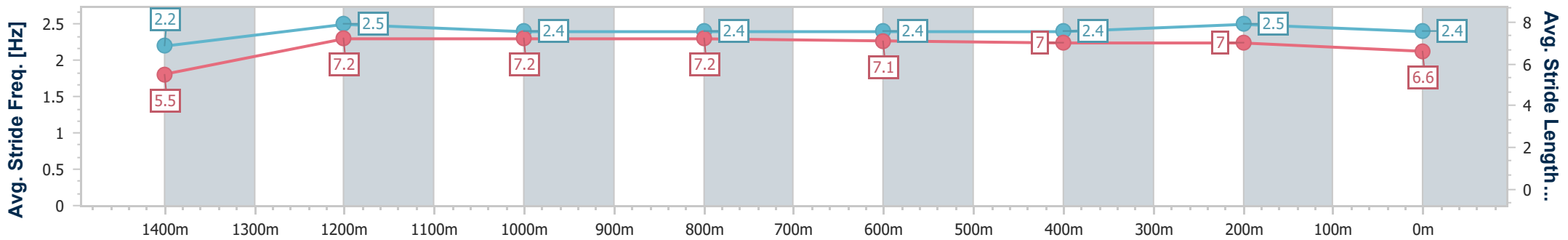
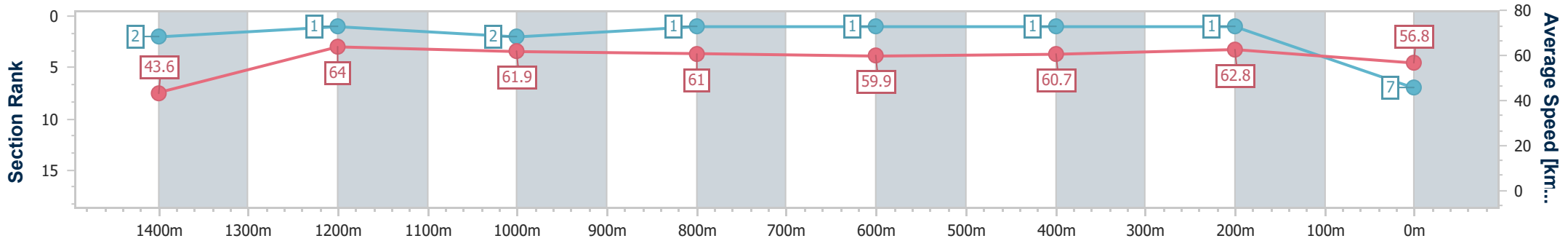


Eagle Farm QLD Professional  
 Race 9: QTIS JEWEL RACEDAY 18 MARCH BENCHMARK 70  
 Handicap - 1500m  
 15 March 2023 - 17:10  
 Track Rating: Good 4, Weather: Fine, Rail Position: + 9.5m Entire Course.



BRISBANE  
 RACING CLUB

Section	Overall	1400m	1200m	1000m	800m	600m	400m	200m
Section Times	1:31.51 [7] (0:08.35)	1:23.16 [2] (0:11.29)	1:11.87 [1] (0:11.61)	1:00.26 [2] (0:11.88)	0:48.38 [1] (0:12.26)	0:36.12 [1] (0:11.97)	0:24.15 [1] (0:11.46)	0:12.69 [1] (0:12.69)
Average Speed [km/h]	43.6	64.0	61.9	61.0	59.9	60.7	62.8	56.8
Top Speed [km/h]	62.6	65.6	64.1	62.6	61.1	62.9	63.5	61.7
Avg. Dist. to Rail [m]	14.2	4.5	0.6	1.4	4.6	1.6	1.0	1.2
Avg. Stride Freq. [Hz]	2.2	2.5	2.4	2.4	2.4	2.4	2.5	2.4
Avg. Stride Length [m]	5.5	7.2	7.2	7.2	7.1	7.0	7.0	6.6



- [ ] Ranking at each section and finish
- .-.- No data available at this section
- NA No data available



Horse/Jockey Name	Hang Five
Final Rank	8
Fastest Section Time (Section)	0:08.32 (Overall)
Top Speed [km/h] (Section)	65.0 (1400m)
Race State	Finished

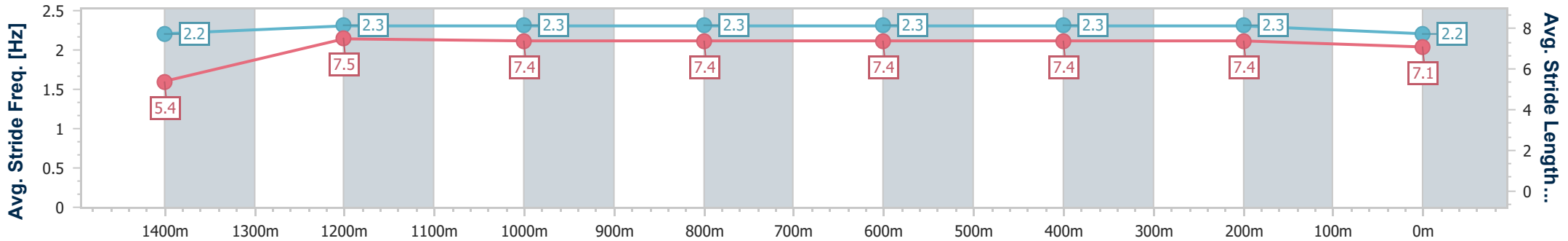
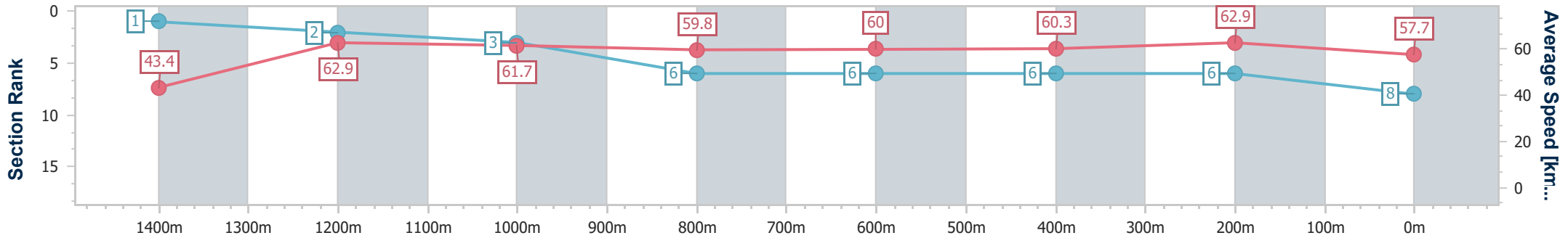


Eagle Farm QLD Professional  
 Race 9: QTIS JEWEL RACEDAY 18 MARCH BENCHMARK 70  
 Handicap - 1500m  
 15 March 2023 - 17:10  
 Track Rating: Good 4, Weather: Fine, Rail Position: + 9.5m Entire Course.



BRISBANE  
 RACING CLUB

Section	Overall	1400m	1200m	1000m	800m	600m	400m	200m
Section Times	1:31.54 [8] (0:08.32)	1:23.22 [1] (0:11.46)	1:11.76 [2] (0:11.71)	1:00.05 [3] (0:12.12)	0:47.93 [6] (0:12.05)	0:35.88 [6] (0:11.94)	0:23.94 [6] (0:11.44)	0:12.50 [6] (0:12.50)
Average Speed [km/h]	43.4	62.9	61.7	59.8	60.0	60.3	62.9	57.7
Top Speed [km/h]	61.5	65.0	63.2	61.1	60.9	64.9	64.9	60.6
Avg. Dist. to Rail [m]	7.8	2.1	2.4	1.6	1.1	0.6	0.2	1.6
Avg. Stride Freq. [Hz]	2.2	2.3	2.3	2.3	2.3	2.3	2.3	2.2
Avg. Stride Length [m]	5.4	7.5	7.4	7.4	7.4	7.4	7.4	7.1



- [ ] Ranking at each section and finish
- .-.- No data available at this section
- NA No data available



Horse/Jockey Name	Collay's Spirit
Final Rank	9
Fastest Section Time (Section)	0:08.50 (Overall)
Top Speed [km/h] (Section)	63.8 (600m)
Race State	Finished

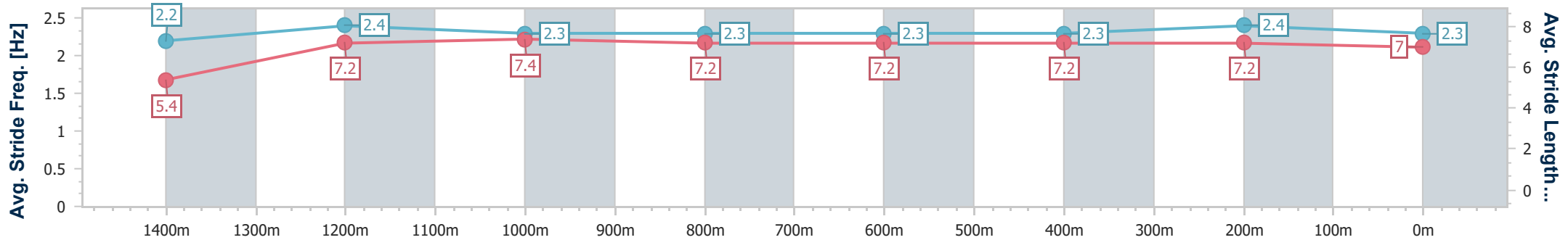
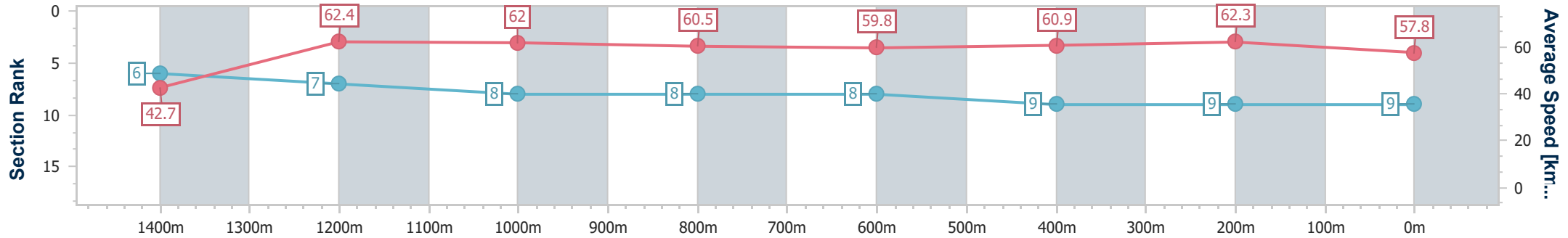


Eagle Farm QLD Professional  
 Race 9: QTIS JEWEL RACEDAY 18 MARCH BENCHMARK 70  
 Handicap - 1500m  
 15 March 2023 - 17:10  
 Track Rating: Good 4, Weather: Fine, Rail Position: + 9.5m Entire Course.



BRISBANE  
 RACING CLUB

Section	Overall	1400m	1200m	1000m	800m	600m	400m	200m						
Section Times	1:31.70 [9] (0:08.50)	1:23.20 [6] (0:11.56)	1:11.64 [7] (0:11.65)	0:59.99 [8] (0:11.98)	0:48.01 [8] (0:12.14)	0:35.87 [8] (0:11.86)	0:24.01 [9] (0:11.55)	0:12.46 [9] (0:12.46)						
Average Speed [km/h]	42.7	62.4	62.0	60.5	59.8	60.9	62.3	57.8						
Top Speed [km/h]	60.5	63.7	63.4	61.0	60.7	63.8	63.7	61.3						
Avg. Dist. to Rail [m]	10.8	3.5	2.2	1.3	1.7	0.8	1.7	3.8						
Avg. Stride Freq. [Hz]	2.2	2.4	2.3	2.3	2.3	2.3	2.4	2.3						
Avg. Stride Length [m]	5.4	7.2	7.4	7.2	7.2	7.2	7.2	7.0						



- [ ] Ranking at each section and finish
- .-.- No data available at this section
- NA No data available



Horse/Jockey Name	Binding
Final Rank	10
Fastest Section Time (Section)	0:08.38 (Overall)
Top Speed [km/h] (Section)	65.5 (1200m)
Race State	Finished

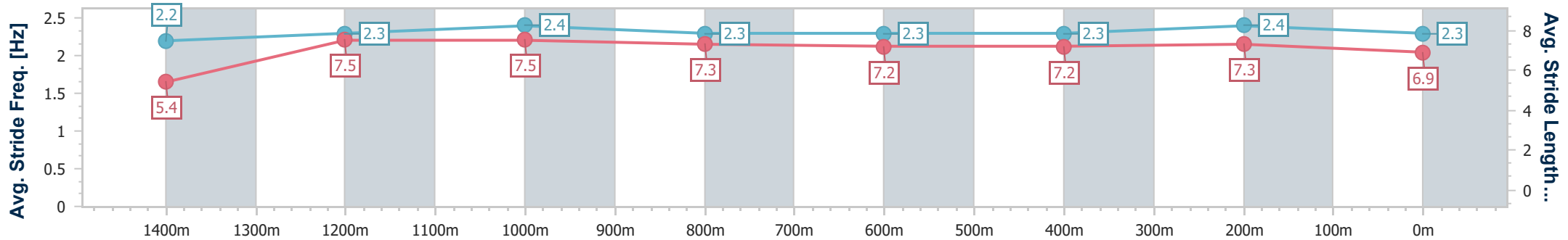
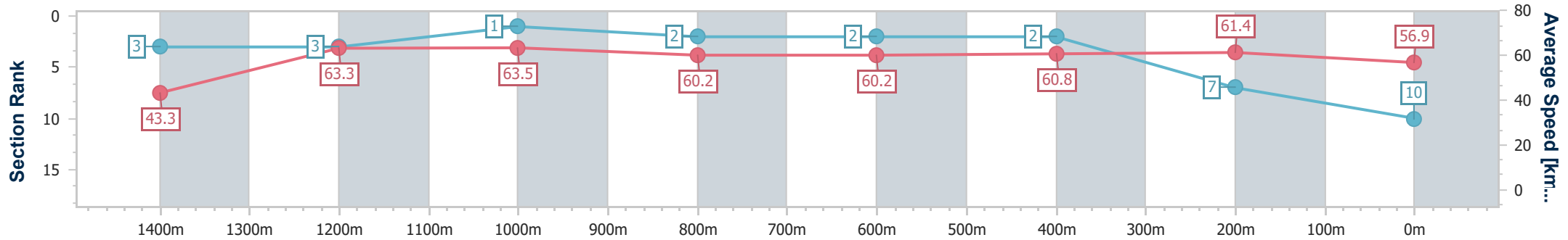


Eagle Farm QLD Professional  
 Race 9: QTIS JEWEL RACEDAY 18 MARCH BENCHMARK 70  
 Handicap - 1500m  
 15 March 2023 - 17:10  
 Track Rating: Good 4, Weather: Fine, Rail Position: + 9.5m Entire Course.



BRISBANE  
 RACING CLUB

Section	Overall	1400m	1200m	1000m	800m	600m	400m	200m						
Section Times	1:31.70 [10] (0:08.38)	1:23.32 [3] (0:11.42)	1:11.90 [3] (0:11.35)	1:00.55 [1] (0:12.06)	0:48.49 [2] (0:12.15)	0:36.34 [2] (0:11.94)	0:24.40 [2] (0:11.74)	0:12.66 [7] (0:12.66)						
Average Speed [km/h]	43.3	63.3	63.5	60.2	60.2	60.8	61.4	56.9						
Top Speed [km/h]	62.9	63.7	65.5	61.2	61.2	62.9	62.6	59.6						
Avg. Dist. to Rail [m]	12.3	4.0	2.8	1.4	3.2	2.1	0.9	1.1						
Avg. Stride Freq. [Hz]	2.2	2.3	2.4	2.3	2.3	2.3	2.4	2.3						
Avg. Stride Length [m]	5.4	7.5	7.5	7.3	7.2	7.2	7.3	6.9						



- [ ] Ranking at each section and finish
- .-.- No data available at this section
- NA No data available



Horse/Jockey Name	Merimee
Final Rank	11
Fastest Section Time (Section)	0:08.42 (Overall)
Top Speed [km/h] (Section)	64.9 (1400m)
Race State	Finished

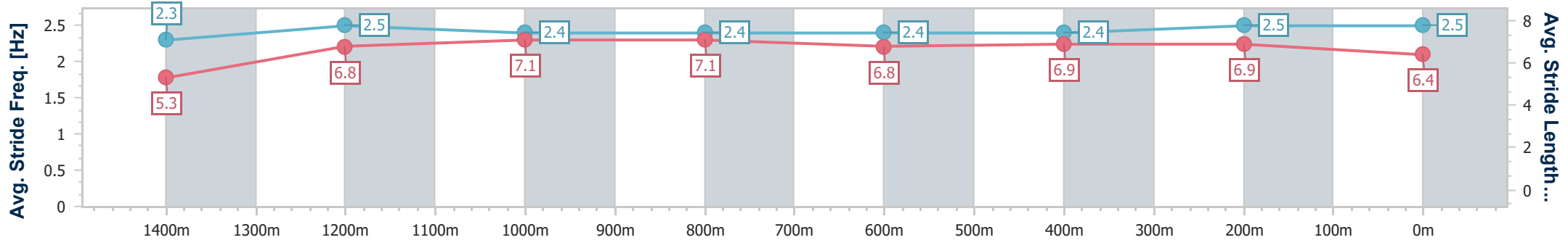
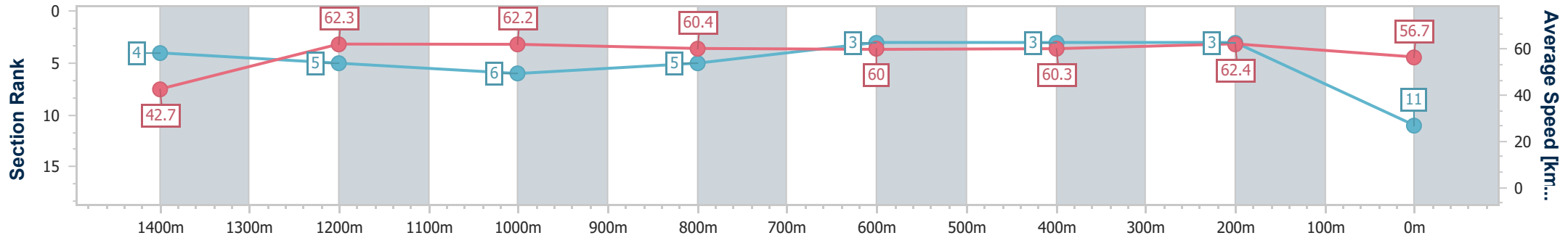


Eagle Farm QLD Professional  
 Race 9: QTIS JEWEL RACEDAY 18 MARCH BENCHMARK 70  
 Handicap - 1500m  
 15 March 2023 - 17:10  
 Track Rating: Good 4, Weather: Fine, Rail Position: + 9.5m Entire Course.



BRISBANE  
 RACING CLUB

Section	Overall	1400m	1200m	1000m	800m	600m	400m	200m						
Section Times	1:31.71 [11] (0:08.42)	1:23.29 [4] (0:11.59)	1:11.70 [5] (0:11.61)	1:00.09 [6] (0:12.01)	0:48.08 [5] (0:11.98)	0:36.10 [3] (0:11.86)	0:24.24 [3] (0:11.52)	0:12.72 [3] (0:12.72)						
Average Speed [km/h]	42.7	62.3	62.2	60.4	60.0	60.3	62.4	56.7						
Top Speed [km/h]	61.4	64.9	64.8	61.6	61.2	62.3	64.0	61.2						
Avg. Dist. to Rail [m]	5.5	2.0	3.3	1.4	0.4	1.4	1.6	1.8						
Avg. Stride Freq. [Hz]	2.3	2.5	2.4	2.4	2.4	2.4	2.5	2.5						
Avg. Stride Length [m]	5.3	6.8	7.1	7.1	6.8	6.9	6.9	6.4						



- [ ] Ranking at each section and finish
- .-.- No data available at this section
- NA No data available