



# Eagle Farm QLD Professional

## Race 6: XXXX DRY Class 1 Handicap - 1400m

15 March 2023 - 15:23



BRISBANE  
RACING CLUB

Track Rating: Good 4, Weather: Fine, Rail Position: + 9.5m Entire Course.

Section												Last 600m					
Field Times												0:34.72					
	Overall	1200m	1000m	800m	600m	400m											
	1:24.71 (0:14.30)	1:10.41 (0:11.70)	0:58.71 (0:11.96)	0:46.75 (0:12.03)	0:34.72 (0:11.64)	0:23.08 (0:11.16)											
Rank	TAB	Horse/Jockey	Barrier	Top Speed [km/h]	Fastest Section												Distance Travelled [m]
1	5	<b>INVINCIBLE COURAGE</b> James Orman	4	65.4 400m	0:11.16 400m	1:24.71 [1] (0:14.30)	1:10.41 [1] (0:11.70)	0:58.71 [1] (0:11.96)	0:46.75 [1] (0:12.03)	0:34.72 [1] (0:11.64)	0:23.08 [1] (0:11.16)	0:34.72					
2	1	<b>MISTA OMEGA</b> Jaden Lloyd	6	66.1 400m	0:11.15 400m	1:24.97 [2] (0:14.96)	1:10.01 [6] (0:11.80)	0:58.21 [5] (0:11.80)	0:46.41 [5] (0:11.86)	0:34.55 [5] (0:11.52)	0:23.03 [6] (0:11.15)	0:34.55 -1					
3	7	<b>AMPHAWA</b> Sean Cormack	1	63.4 400m	0:11.47 400m	1:25.30 [3] (0:14.55)	1:10.75 [3] (0:11.84)	0:58.91 [3] (0:11.88)	0:47.03 [3] (0:11.93)	0:35.10 [2] (0:11.63)	0:23.47 [4] (0:11.47)	0:35.10 +2					
4	4	<b>ABAN</b> Nikita Beriman	7	65.7 400m	0:11.33 400m	1:25.41 [4] (0:14.40)	1:11.01 [2] (0:11.81)	0:59.20 [2] (0:11.90)	0:47.30 [2] (0:12.11)	0:35.19 [3] (0:11.52)	0:23.67 [3] (0:11.33)	0:35.19 +8					
5	6	<b>THE LIONS' GATE</b> Andrew Mallyon	2	64.9 400m	0:11.35 400m	1:25.58 [5] (0:14.70)	1:10.88 [4] (0:11.86)	0:59.02 [4] (0:11.95)	0:47.07 [4] (0:11.76)	0:35.31 [4] (0:11.38)	0:23.93 [2] (0:11.35)	0:35.31 +1					
6	8	<b>STAR CHANCE</b> Adin Thompson	8	65.0 400m	0:11.43 400m	1:25.91 [6] (0:15.10)	1:10.81 [7] (0:11.97)	0:58.84 [7] (0:11.83)	0:47.01 [7] (0:11.73)	0:35.28 [7] (0:11.55)	0:23.73 [8] (0:11.43)	0:35.28 +4					
7	9	<b>NANO STAR</b> Damien Thornton	5	65.5 600m	0:11.43 400m	1:26.23 [7] (0:14.85)	1:11.38 [5] (0:11.93)	0:59.45 [6] (0:11.83)	0:47.62 [6] (0:11.81)	0:35.81 [5] (0:11.52)	0:24.29 [5] (0:11.43)	0:35.81 +16					
8	10	<b>HOKE'S RUN</b> Karl Zechner	9	64.2 600m	0:11.45 600m	1:26.76 [8] (0:15.19)	1:11.57 [8] (0:11.90)	0:59.67 [8] (0:11.82)	0:47.85 [8] (0:11.76)	0:36.09 [8] (0:11.45)	0:24.64 [7] (0:11.66)	0:36.09 +8					

Scratched: Port Mourant (#2), Security Advisor (#3)

[ ] Ranking at each section and finish  
 -:-:- No data available at this section  
 NA No data available

SCN Saddle cloth number  
 DNF Did not finish  
 DNT Did not track



# Eagle Farm QLD Professional

## Race 6: XXXX DRY Class 1 Handicap - 1400m

15 March 2023 - 15:23



BRISBANE  
RACING CLUB

Track Rating: Good 4, Weather: Fine, Rail Position: + 9.5m Entire Course.

Section							200m			Last 600m
Field Times							0:11.92 (0:11.92)			0:34.72
Rank	TAB	Horse/Jockey	Barrier	Top Speed [km/h]	Fastest Section	Margin			Distance Travelled [m]	
1	5	<b>INVINCIBLE COURAGE</b> James Orman	4	65.4 400m	0:11.16 400m	0:11.92 [1] (0:11.92)	1:24.71		0:34.72	
2	1	<b>MISTA OMEGA</b> Jaden Lloyd	6	66.1 400m	0:11.15 400m	0:11.88 [4] (0:11.88)	1.58L		0:34.55 -1	
3	7	<b>AMPHAWA</b> Sean Cormack	1	63.4 400m	0:11.47 400m	0:12.00 [5] (0:12.00)	3.48L		0:35.10 +2	
4	4	<b>ABAN</b> Nikita Beriman	7	65.7 400m	0:11.33 400m	0:12.34 [3] (0:12.34)	4.16L		0:35.19 +8	
5	6	<b>THE LIONS' GATE</b> Andrew Mallyon	2	64.9 400m	0:11.35 400m	0:12.58 [2] (0:12.58)	5.13L		0:35.31 +1	
6	8	<b>STAR CHANCE</b> Adin Thompson	8	65.0 400m	0:11.43 400m	0:12.30 [7] (0:12.30)	7.07L		0:35.28 +4	
7	9	<b>NANO STAR</b> Damien Thornton	5	65.5 600m	0:11.43 400m	0:12.86 [6] (0:12.86)	8.97L		0:35.81 +16	
8	10	<b>HOKE'S RUN</b> Karl Zechner	9	64.2 600m	0:11.45 600m	0:12.98 [8] (0:12.98)	12.08L		0:36.09 +8	

Scratched: Port Mourant (#2), Security Advisor (#3)



Horse/Jockey Name	Invincible Courage
Final Rank	1
Fastest Section Time (Section)	0:11.16 (400m)
Top Speed [km/h] (Section)	65.4 (400m)
Race State	Finished



### Eagle Farm QLD Professional

Race 6: XXXX DRY Class 1 Handicap - 1400m

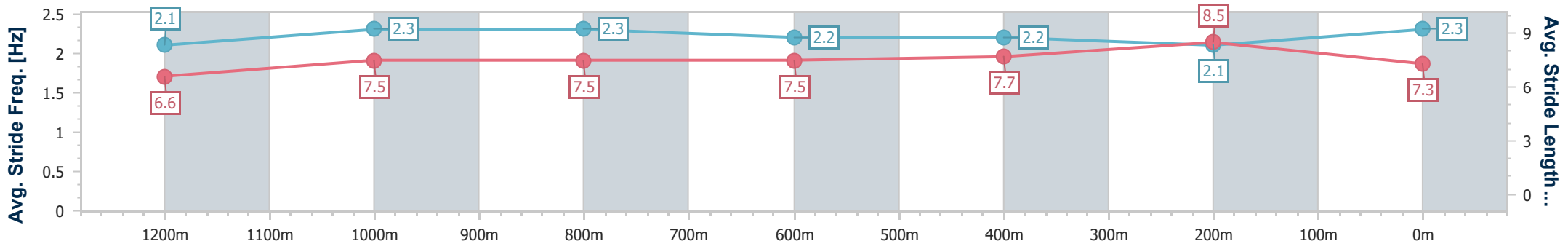
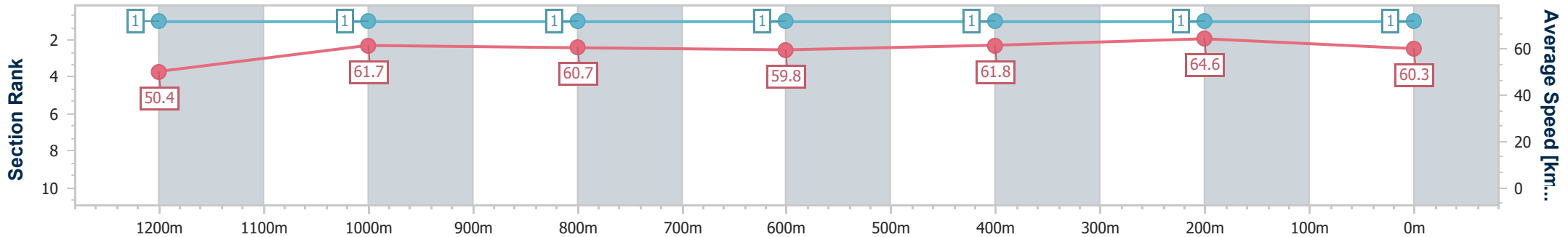
15 March 2023 - 15:23

Track Rating: Good 4, Weather: Fine, Rail Position: + 9.5m Entire Course.



BRISBANE RACING CLUB

Section	Overall	1200m	1000m	800m	600m	400m	200m
Section Times	1:24.71 [1] (0:14.30)	1:10.41 [1] (0:11.70)	0:58.71 [1] (0:11.96)	0:46.75 [1] (0:12.03)	0:34.72 [1] (0:11.64)	0:23.08 [1] (0:11.16)	0:11.92 [1] (0:11.92)
Average Speed [km/h]	50.4	61.7	60.7	59.8	61.8	64.6	60.3
Top Speed [km/h]	62.2	62.2	61.4	60.5	63.5	65.4	64.5
Avg. Dist. to Rail [m]	2.9	2.1	1.6	0.3	0.4	0.2	0.4
Avg. Stride Freq. [Hz]	2.1	2.3	2.3	2.2	2.2	2.1	2.3
Avg. Stride Length [m]	6.6	7.5	7.5	7.5	7.7	8.5	7.3



- [ ] Ranking at each section and finish
- .-.- No data available at this section
- NA No data available



Horse/Jockey Name	Mista Omega
Final Rank	2
Fastest Section Time (Section)	0:11.15 (400m)
Top Speed [km/h] (Section)	66.1 (400m)
Race State	Finished

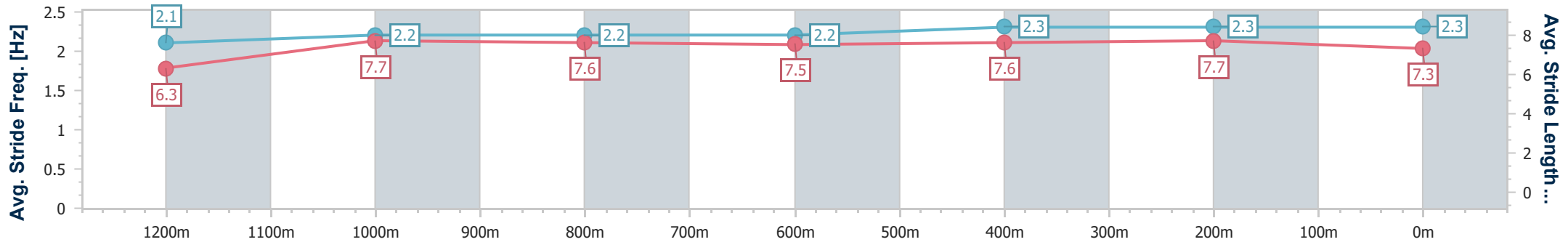
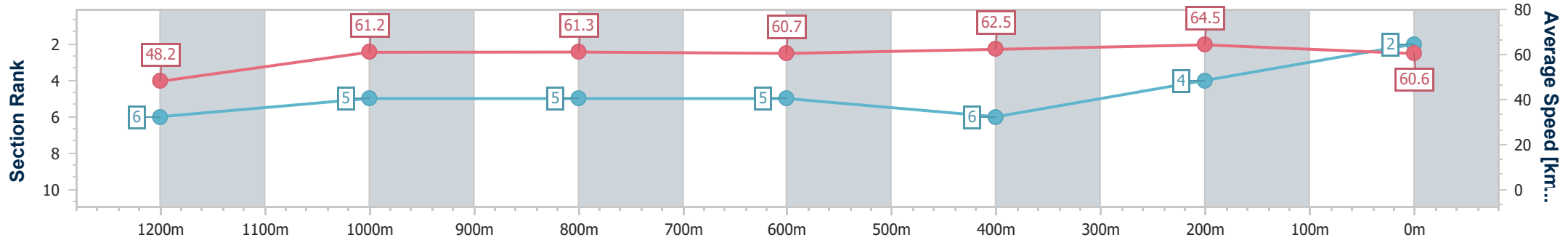


Eagle Farm QLD Professional  
 Race 6: XXXX DRY Class 1 Handicap - 1400m  
 15 March 2023 - 15:23  
 Track Rating: Good 4, Weather: Fine, Rail Position: + 9.5m Entire Course.



BRISBANE  
 RACING CLUB

Section	Overall	1200m	1000m	800m	600m	400m	200m
Section Times	1:24.97 [2] (0:14.96)	1:10.01 [6] (0:11.80)	0:58.21 [5] (0:11.80)	0:46.41 [5] (0:11.86)	0:34.55 [5] (0:11.52)	0:23.03 [6] (0:11.15)	0:11.88 [4] (0:11.88)
Average Speed [km/h]	48.2	61.2	61.3	60.7	62.5	64.5	60.6
Top Speed [km/h]	61.4	61.9	62.5	61.4	65.5	66.1	63.5
Avg. Dist. to Rail [m]	2.8	1.8	0.9	0.2	0.5	2.6	2.8
Avg. Stride Freq. [Hz]	2.1	2.2	2.2	2.2	2.3	2.3	2.3
Avg. Stride Length [m]	6.3	7.7	7.6	7.5	7.6	7.7	7.3



- [ ] Ranking at each section and finish
- .-.- No data available at this section
- NA No data available



Horse/Jockey Name	Amphawa
Final Rank	3
Fastest Section Time (Section)	0:11.47 (400m)
Top Speed [km/h] (Section)	63.4 (400m)
Race State	Finished

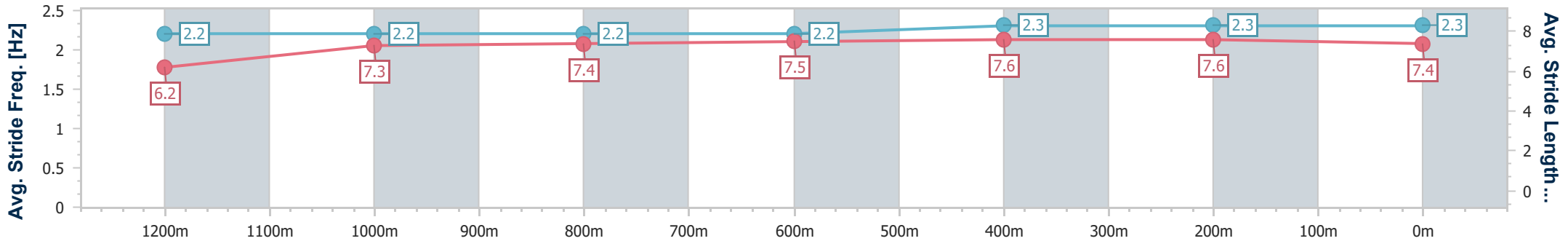
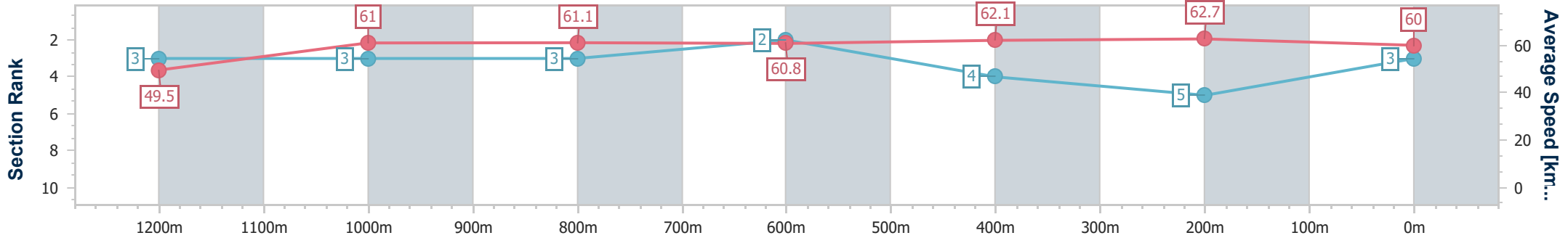


Eagle Farm QLD Professional  
 Race 6: XXXX DRY Class 1 Handicap - 1400m  
 15 March 2023 - 15:23  
 Track Rating: Good 4, Weather: Fine, Rail Position: + 9.5m Entire Course.



BRISBANE  
 RACING CLUB

Section	Overall	1200m	1000m	800m	600m	400m	200m
Section Times	1:25.30 [3] (0:14.55)	1:10.75 [3] (0:11.84)	0:58.91 [3] (0:11.88)	0:47.03 [3] (0:11.93)	0:35.10 [2] (0:11.63)	0:23.47 [4] (0:11.47)	0:12.00 [5] (0:12.00)
Average Speed [km/h]	49.5	61.0	61.1	60.8	62.1	62.7	60.0
Top Speed [km/h]	61.2	61.4	61.5	61.9	63.1	63.4	61.7
Avg. Dist. to Rail [m]	1.3	2.0	2.0	1.5	0.7	1.3	0.9
Avg. Stride Freq. [Hz]	2.2	2.2	2.2	2.2	2.3	2.3	2.3
Avg. Stride Length [m]	6.2	7.3	7.4	7.5	7.6	7.6	7.4



- [ ] Ranking at each section and finish
- .-.- No data available at this section
- NA No data available



Horse/Jockey Name	Aban
Final Rank	4
Fastest Section Time (Section)	0:11.33 (400m)
Top Speed [km/h] (Section)	65.7 (400m)
Race State	Finished

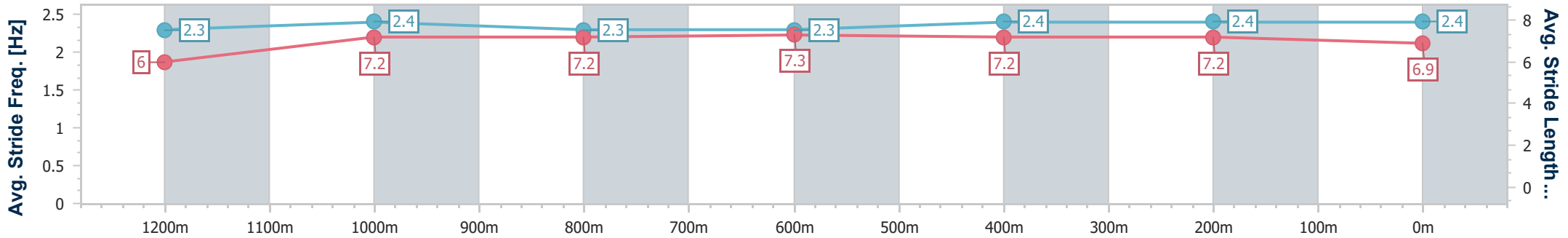
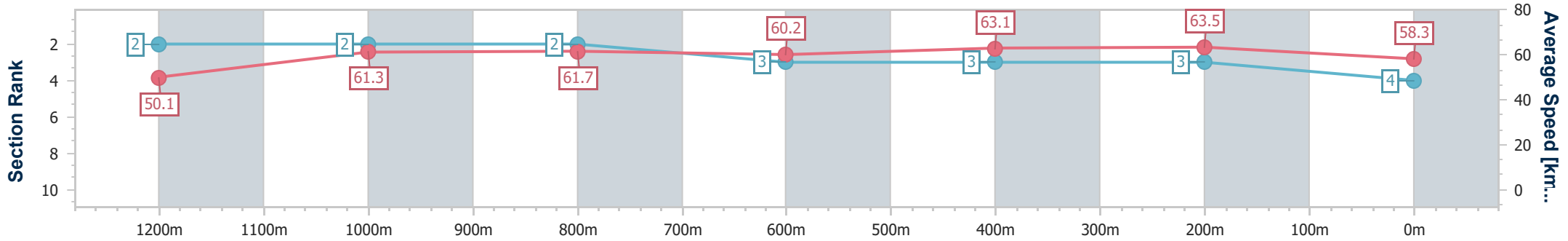


Eagle Farm QLD Professional  
 Race 6: XXXX DRY Class 1 Handicap - 1400m  
 15 March 2023 - 15:23  
 Track Rating: Good 4, Weather: Fine, Rail Position: + 9.5m Entire Course.



BRISBANE  
 RACING CLUB

Section	Overall	1200m	1000m	800m	600m	400m	200m
Section Times	1:25.41 [4] (0:14.40)	1:11.01 [2] (0:11.81)	0:59.20 [2] (0:11.90)	0:47.30 [2] (0:12.11)	0:35.19 [3] (0:11.52)	0:23.67 [3] (0:11.33)	0:12.34 [3] (0:12.34)
Average Speed [km/h]	50.1	61.3	61.7	60.2	63.1	63.5	58.3
Top Speed [km/h]	62.3	62.4	62.4	61.7	65.6	65.7	62.0
Avg. Dist. to Rail [m]	4.6	4.2	4.2	3.2	1.9	2.3	1.8
Avg. Stride Freq. [Hz]	2.3	2.4	2.3	2.3	2.4	2.4	2.4
Avg. Stride Length [m]	6.0	7.2	7.2	7.3	7.2	7.2	6.9



- [ ] Ranking at each section and finish
- .-.- No data available at this section
- NA No data available



Horse/Jockey Name	The Lions' Gate
Final Rank	5
Fastest Section Time (Section)	0:11.35 (400m)
Top Speed [km/h] (Section)	64.9 (400m)
Race State	Finished



### Eagle Farm QLD Professional

Race 6: XXXX DRY Class 1 Handicap - 1400m

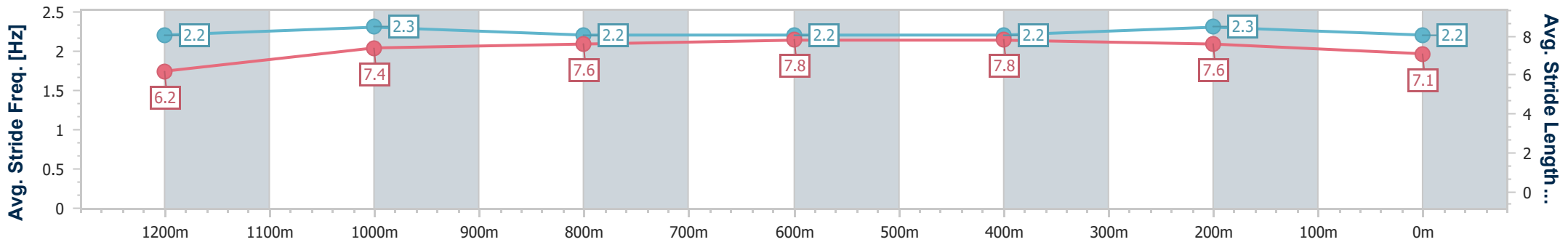
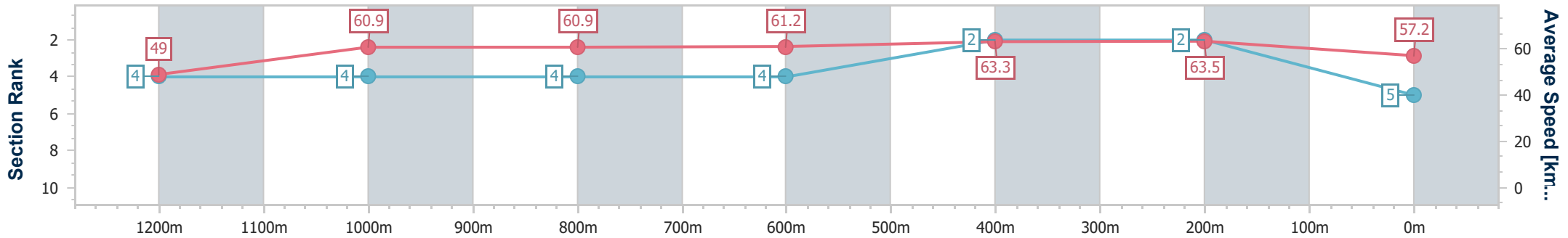
15 March 2023 - 15:23

Track Rating: Good 4, Weather: Fine, Rail Position: + 9.5m Entire Course.



BRISBANE RACING CLUB

Section	Overall	1200m	1000m	800m	600m	400m	200m
Section Times	1:25.58 [5] (0:14.70)	1:10.88 [4] (0:11.86)	0:59.02 [4] (0:11.95)	0:47.07 [4] (0:11.76)	0:35.31 [4] (0:11.38)	0:23.93 [2] (0:11.35)	0:12.58 [2] (0:12.58)
Average Speed [km/h]	49.0	60.9	60.9	61.2	63.3	63.5	57.2
Top Speed [km/h]	60.0	61.3	61.3	62.4	64.7	64.9	61.3
Avg. Dist. to Rail [m]	1.7	2.0	2.2	0.4	0.5	2.2	2.2
Avg. Stride Freq. [Hz]	2.2	2.3	2.2	2.2	2.2	2.3	2.2
Avg. Stride Length [m]	6.2	7.4	7.6	7.8	7.8	7.6	7.1



- [ ] Ranking at each section and finish
- .-.- No data available at this section
- NA No data available



Horse/Jockey Name	Star Chance
Final Rank	6
Fastest Section Time (Section)	0:11.43 (400m)
Top Speed [km/h] (Section)	65.0 (400m)
Race State	Finished



### Eagle Farm QLD Professional

Race 6: XXXX DRY Class 1 Handicap - 1400m

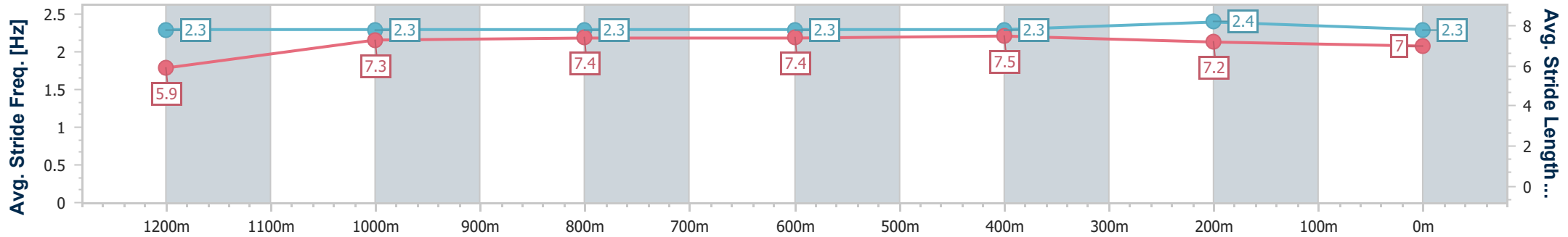
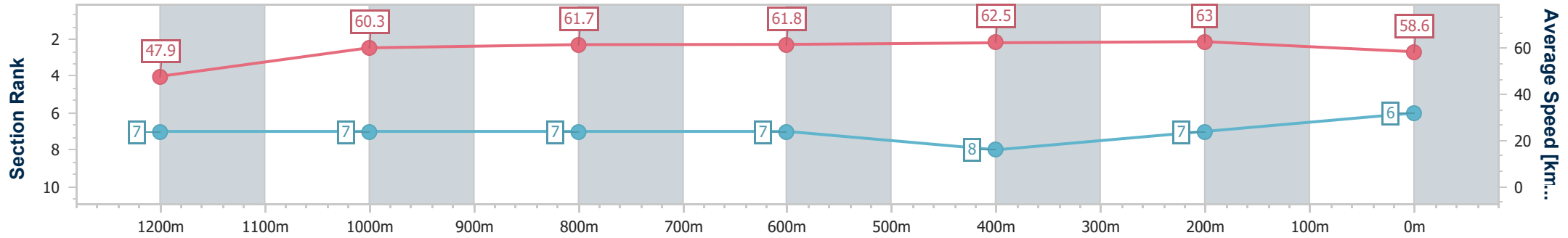
15 March 2023 - 15:23

Track Rating: Good 4, Weather: Fine, Rail Position: + 9.5m Entire Course.



BRISBANE RACING CLUB

Section	Overall	1200m	1000m	800m	600m	400m	200m
Section Times	1:25.91 [6] (0:15.10)	1:10.81 [7] (0:11.97)	0:58.84 [7] (0:11.83)	0:47.01 [7] (0:11.73)	0:35.28 [7] (0:11.55)	0:23.73 [8] (0:11.43)	0:12.30 [7] (0:12.30)
Average Speed [km/h]	47.9	60.3	61.7	61.8	62.5	63.0	58.6
Top Speed [km/h]	59.5	60.4	63.2	62.6	63.2	65.0	63.3
Avg. Dist. to Rail [m]	4.0	2.8	3.1	1.5	0.7	5.9	5.3
Avg. Stride Freq. [Hz]	2.3	2.3	2.3	2.3	2.3	2.4	2.3
Avg. Stride Length [m]	5.9	7.3	7.4	7.4	7.5	7.2	7.0



- [ ] Ranking at each section and finish
- .-.- No data available at this section
- NA No data available





Horse/Jockey Name	Nano Star
Final Rank	7
Fastest Section Time (Section)	0:11.43 (400m)
Top Speed [km/h] (Section)	65.5 (600m)
Race State	Finished

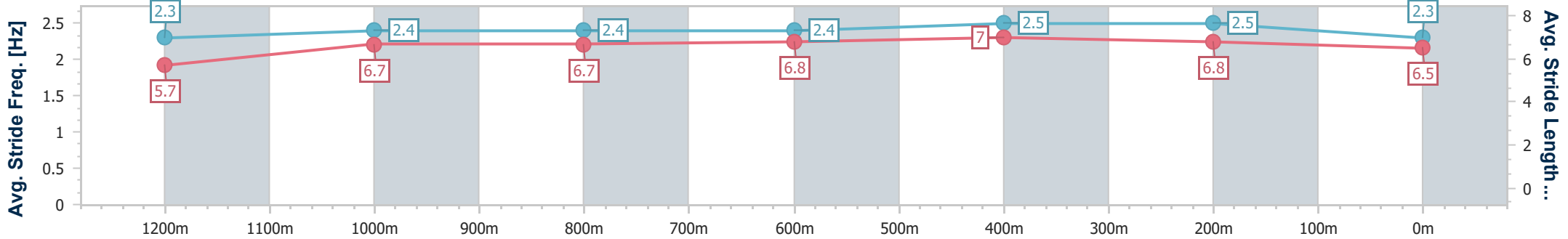
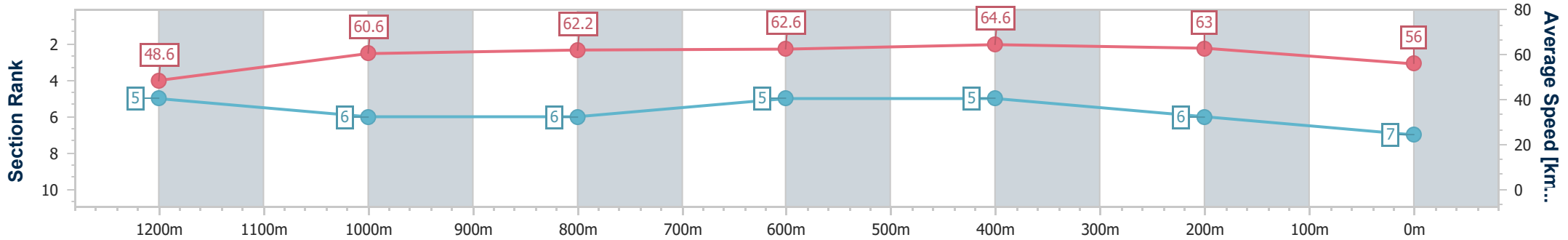


Eagle Farm QLD Professional  
 Race 6: XXXX DRY Class 1 Handicap - 1400m  
 15 March 2023 - 15:23  
 Track Rating: Good 4, Weather: Fine, Rail Position: + 9.5m Entire Course.



BRISBANE  
 RACING CLUB

Section	Overall	1200m	1000m	800m	600m	400m	200m
Section Times	1:26.23 [7] (0:14.85)	1:11.38 [5] (0:11.93)	0:59.45 [6] (0:11.83)	0:47.62 [6] (0:11.81)	0:35.81 [5] (0:11.52)	0:24.29 [5] (0:11.43)	0:12.86 [6] (0:12.86)
Average Speed [km/h]	48.6	60.6	62.2	62.6	64.6	63.0	56.0
Top Speed [km/h]	61.4	61.4	63.1	63.4	65.5	65.3	60.2
Avg. Dist. to Rail [m]	3.1	3.2	4.8	5.8	6.9	7.7	8.2
Avg. Stride Freq. [Hz]	2.3	2.4	2.4	2.4	2.5	2.5	2.3
Avg. Stride Length [m]	5.7	6.7	6.7	6.8	7.0	6.8	6.5



- [ ] Ranking at each section and finish
- .-.- No data available at this section
- NA No data available



Horse/Jockey Name	Hoke's Run
Final Rank	8
Fastest Section Time (Section)	0:11.45 (600m)
Top Speed [km/h] (Section)	64.2 (600m)
Race State	Finished

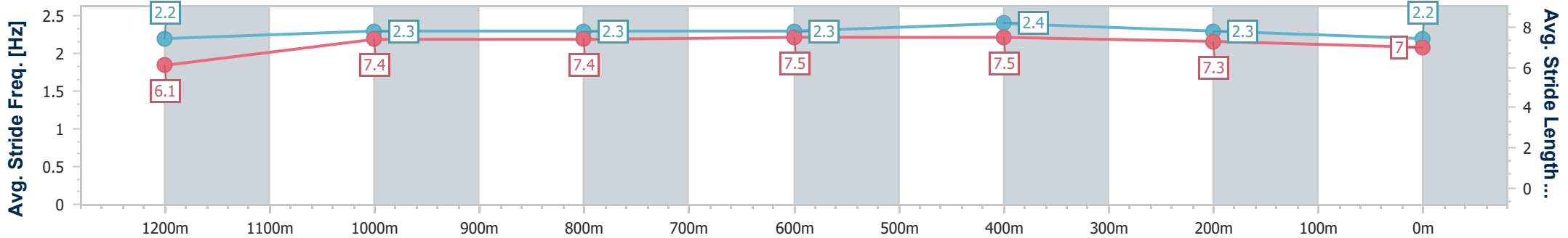
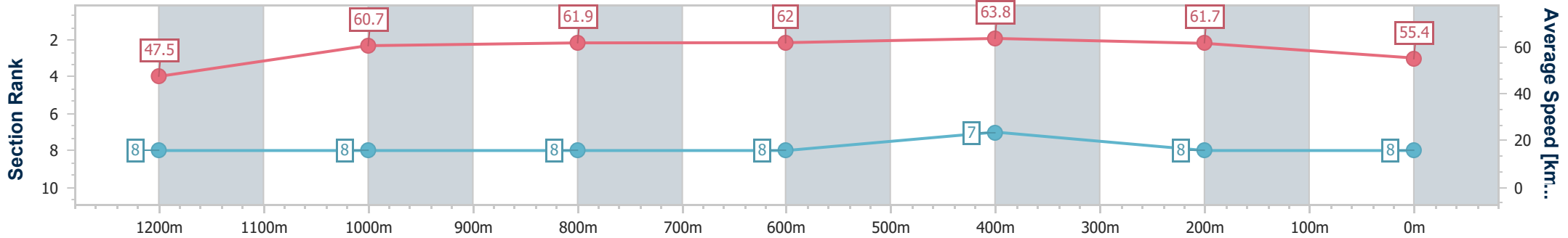


Eagle Farm QLD Professional  
 Race 6: XXXX DRY Class 1 Handicap - 1400m  
 15 March 2023 - 15:23  
 Track Rating: Good 4, Weather: Fine, Rail Position: + 9.5m Entire Course.



BRISBANE  
 RACING CLUB

Section	Overall	1200m	1000m	800m	600m	400m	200m
Section Times	1:26.76 [8] (0:15.19)	1:11.57 [8] (0:11.90)	0:59.67 [8] (0:11.82)	0:47.85 [8] (0:11.76)	0:36.09 [8] (0:11.45)	0:24.64 [7] (0:11.66)	0:12.98 [8] (0:12.98)
Average Speed [km/h]	47.5	60.7	61.9	62.0	63.8	61.7	55.4
Top Speed [km/h]	59.8	62.1	63.1	62.8	64.2	64.2	58.6
Avg. Dist. to Rail [m]	5.0	3.1	3.3	3.1	2.5	4.3	2.3
Avg. Stride Freq. [Hz]	2.2	2.3	2.3	2.3	2.4	2.3	2.2
Avg. Stride Length [m]	6.1	7.4	7.4	7.5	7.5	7.3	7.0



- [ ] Ranking at each section and finish
- .-.- No data available at this section
- NA No data available