



Eagle Farm QLD Professional

Race 2: GALLOPERS SPORTS CLUB Maiden Plate - 1400m

15 March 2023 - 13:04



BRISBANE
RACING CLUB

Track Rating: Good 4, Weather: Fine, Rail Position: + 9.5m Entire Course.

Section												Last 600m	
Field Times												0:35.84	
					Overall	1200m	1000m	800m	600m	400m			
					1:24.19 (0:13.85)	1:10.34 (0:11.08)	0:59.26 (0:11.50)	0:47.76 (0:11.92)	0:35.84 (0:11.86)	0:23.98 (0:11.62)			
Rank	TAB	Horse/Jockey	Barrier	Top Speed [km/h]	Fastest Section							Distance Travelled [m]	
1	7	NAVAL TRADER Jaden Lloyd	7	65.7 1200m	0:11.18 1200m	1:24.19 [1] (0:14.05)	1:10.14 [4] (0:11.18)	0:58.96 [5] (0:11.67)	0:47.29 [5] (0:11.90)	0:35.39 [6] (0:11.72)	0:23.67 [4] (0:11.31)	0:35.39	
2	8	PARALLEL James Orman	1	65.9 1200m	0:11.20 1200m	1:24.50 [2] (0:14.73)	1:09.77 [10] (0:11.20)	0:58.57 [10] (0:11.58)	0:46.99 [10] (0:11.82)	0:35.17 [10] (0:11.81)	0:23.36 [10] (0:11.44)	0:35.17	-3
3	9	SIMPLE WAY Ben Thompson	15	66.4 1200m	0:11.08 1200m	1:24.69 [3] (0:13.85)	1:10.84 [1] (0:11.08)	0:59.76 [1] (0:11.50)	0:48.26 [1] (0:11.92)	0:36.34 [1] (0:11.86)	0:24.48 [1] (0:11.64)	0:36.34	+1
4	1	AMERICAN PIONEER Anthony Allen	8	67.2 1200m	0:11.04 1200m	1:24.95 [4] (0:14.41)	1:10.54 [7] (0:11.04)	0:59.50 [7] (0:11.64)	0:47.86 [8] (0:11.96)	0:35.90 [8] (0:11.63)	0:24.27 [5] (0:11.78)	0:35.90	+2
5	5	TIGER FOR LIFE Kyle Wilson-Taylor	4	67.0 1200m	0:10.93 1200m	1:25.00 [5] (0:14.11)	1:10.89 [5] (0:10.93)	0:59.96 [4] (0:11.50)	0:48.46 [2] (0:11.88)	0:36.58 [2] (0:11.90)	0:24.68 [2] (0:11.87)	0:36.58	-3
6	14	LADY MATILDA Elione Chaves	2	65.1 1200m	0:11.24 1200m	1:25.20 [6] (0:15.26)	1:09.94 [12] (0:11.24)	0:58.70 [12] (0:11.62)	0:47.08 [12] (0:11.64)	0:35.44 [12] (0:11.56)	0:23.88 [12] (0:11.64)	0:35.44	-1
7	11	DUCHESS BREE Nathan Evans	3	66.4 1200m	0:11.12 1200m	1:25.25 [7] (0:14.88)	1:10.37 [11] (0:11.12)	0:59.25 [11] (0:11.57)	0:47.68 [11] (0:11.68)	0:36.00 [11] (0:11.65)	0:24.35 [11] (0:11.58)	0:36.00	+0
8	15	FLAWLESS AMBITION Nikita Beriman	10	66.4 1200m	0:11.06 1200m	1:25.29 [8] (0:14.40)	1:10.89 [6] (0:11.06)	0:59.83 [8] (0:11.60)	0:48.23 [6] (0:11.76)	0:36.47 [5] (0:11.88)	0:24.59 [6] (0:11.84)	0:36.47	+7
9	12	TALANTINO Wanderson D'Avila	14	66.3 1200m	0:11.03 1200m	1:25.34 [9] (0:13.97)	1:11.37 [2] (0:11.03)	1:00.34 [3] (0:11.71)	0:48.63 [4] (0:12.03)	0:36.60 [4] (0:11.77)	0:24.83 [3] (0:11.87)	0:36.60	+2
10	6	DEELBREAKA Boris Thornton	6	66.1 1200m	0:11.14 1200m	1:25.56 [10] (0:14.59)	1:10.97 [9] (0:11.14)	0:59.83 [9] (0:11.58)	0:48.25 [9] (0:11.71)	0:36.54 [9] (0:11.72)	0:24.82 [8] (0:11.79)	0:36.54	+4

Scratched: Big Ticket Boy (#2), Darkened Destiny (#3), Different Road (#4), Ultimate Outcome (#10)

[] Ranking at each section and finish
 -:-:- No data available at this section
 NA No data available

SCN Saddle cloth number
 DNF Did not finish
 DNT Did not track



Eagle Farm QLD Professional

Race 2: GALLOPERS SPORTS CLUB Maiden Plate - 1400m

15 March 2023 - 13:04



BRISBANE
RACING CLUB

Track Rating: Good 4, Weather: Fine, Rail Position: + 9.5m Entire Course.

Section	Overall	1200m	1000m	800m	600m	400m	Last 600m
Field Times	1:24.19 (0:13.85)	1:10.34 (0:11.08)	0:59.26 (0:11.50)	0:47.76 (0:11.92)	0:35.84 (0:11.86)	0:23.98 (0:11.62)	0:35.84

Rank	TAB	Horse/Jockey	Barrier	Top Speed [km/h]	Fastest Section	Overall	1200m	1000m	800m	600m	400m	Last 600m	Distance Travelled [m]
11	16	HOT ROD JACK Adin Thompson	5	66.7 1200m	0:10.99 1200m	1:25.94 [11] (0:14.42)	1:11.52 [8] (0:10.99)	1:00.53 [6] (0:11.70)	0:48.83 [7] (0:11.91)	0:36.92 [7] (0:11.77)	0:25.15 [7] (0:11.94)	0:36.92	+2
12	13	ARTURA Tiffani Brooker	9	67.2 1200m	0:10.95 1200m	1:28.56 [12] (0:14.02)	1:14.54 [3] (0:10.95)	1:03.59 [2] (0:11.66)	0:51.93 [3] (0:11.87)	0:40.06 [3] (0:12.23)	0:27.83 [9] (0:12.67)	0:40.06	+7

Scratched: Big Ticket Boy (#2), Darkened Destiny (#3), Different Road (#4), Ultimate Outcome (#10)

[] Ranking at each section and finish
 -:-:-:- No data available at this section
 NA No data available

SCN Saddle cloth number
 DNF Did not finish
 DNT Did not track



Eagle Farm QLD Professional

Race 2: GALLOPERS SPORTS CLUB Maiden Plate - 1400m

15 March 2023 - 13:04



BRISBANE
RACING CLUB

Track Rating: Good 4, Weather: Fine, Rail Position: + 9.5m Entire Course.

Section							200m			Last 600m
Field Times							0:12.36			0:35.84
							(0:12.36)			
Rank	TAB	Horse/Jockey	Barrier	Top Speed [km/h]	Fastest Section	Margin			Distance Travelled [m]	
1	7	NAVAL TRADER Jaden Lloyd	7	65.7 1200m	0:11.18 1200m	0:12.36 [1] (0:12.36)	1:24.19		0:35.39	
2	8	PARALLEL James Orman	1	65.9 1200m	0:11.20 1200m	0:11.92 [4] (0:11.92)	1.79L		0:35.17 -3	
3	9	SIMPLE WAY Ben Thompson	15	66.4 1200m	0:11.08 1200m	0:12.84 [2] (0:12.84)	2.96L		0:36.34 +1	
4	1	AMERICAN PIONEER Anthony Allen	8	67.2 1200m	0:11.04 1200m	0:12.49 [5] (0:12.49)	4.49L		0:35.90 +2	
5	5	TIGER FOR LIFE Kyle Wilson-Taylor	4	67.0 1200m	0:10.93 1200m	0:12.81 [3] (0:12.81)	4.74L		0:36.58 -3	
6	14	LADY MATILDA Elione Chaves	2	65.1 1200m	0:11.24 1200m	0:12.24 [11] (0:12.24)	5.96L		0:35.44 -1	
7	11	DUCHESS BREE Nathan Evans	3	66.4 1200m	0:11.12 1200m	0:12.77 [9] (0:12.77)	6.25L		0:36.00 +0	
8	15	FLAWLESS AMBITION Nikita Beriman	10	66.4 1200m	0:11.06 1200m	0:12.75 [7] (0:12.75)	6.49L		0:36.47 +7	
9	12	TALANTINO Wanderson D'Avila	14	66.3 1200m	0:11.03 1200m	0:12.96 [6] (0:12.96)	6.78L		0:36.60 +2	
10	6	DEELBREAKA Boris Thornton	6	66.1 1200m	0:11.14 1200m	0:13.03 [8] (0:13.03)	8.03L		0:36.54 +4	

Scratched: Big Ticket Boy (#2), Darkened Destiny (#3), Different Road (#4), Ultimate Outcome (#10)

Report Created: Wed 15 March 2023 13:23 GMT+1 (Note: Timing is based on position data)

Page 3/16

[] Ranking at each section and finish
 -:-:- No data available at this section
 NA No data available

SCN Saddle cloth number
 DNF Did not finish
 DNT Did not track

data processed by  TRIPLESDATA



Eagle Farm QLD Professional

Race 2: GALLOPERS SPORTS CLUB Maiden Plate - 1400m

15 March 2023 - 13:04



BRISBANE
RACING CLUB

Track Rating: Good 4, Weather: Fine, Rail Position: + 9.5m Entire Course.

Section				200m				Last 600m		
Field Times				0:12.36 (0:12.36)				0:35.84		
Rank	TAB	Horse/Jockey	Barrier	Top Speed [km/h]	Fastest Section	Margin			Distance Travelled [m]	
11	16	HOT ROD JACK	5	66.7	0:10.99	0:13.21 [10]	10.26L		0:36.92	+2
		Adin Thompson		1200m	1200m	(0:13.21)				
12	13	ARTURA	9	67.2	0:10.95	0:15.16 [12]	25.72L		0:40.06	+7
		Tiffani Brooker		1200m	1200m	(0:15.16)				

Scratched: Big Ticket Boy (#2), Darkened Destiny (#3), Different Road (#4), Ultimate Outcome (#10)



Horse/Jockey Name	Naval Trader
Final Rank	1
Fastest Section Time (Section)	0:11.18 (1200m)
Top Speed [km/h] (Section)	65.7 (1200m)
Race State	Finished



Eagle Farm QLD Professional

Race 2: GALLOPERS SPORTS CLUB Maiden Plate - 1400m

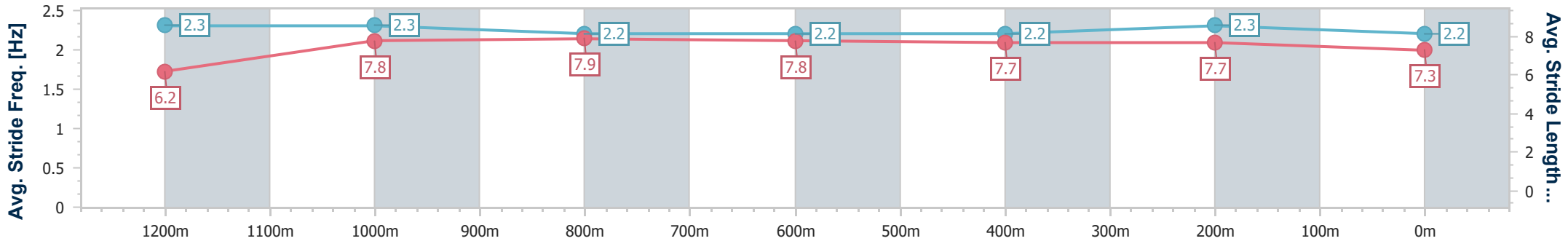
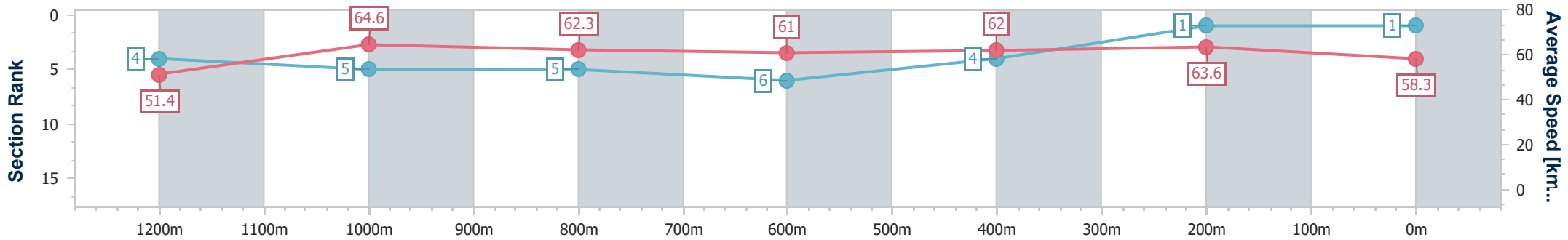
15 March 2023 - 13:04

Track Rating: Good 4, Weather: Fine, Rail Position: + 9.5m Entire Course.



BRISBANE RACING CLUB

Section	Overall	1200m	1000m	800m	600m	400m	200m
Section Times	1:24.19 [1] (0:14.05)	1:10.14 [4] (0:11.18)	0:58.96 [5] (0:11.67)	0:47.29 [5] (0:11.90)	0:35.39 [6] (0:11.72)	0:23.67 [4] (0:11.31)	0:12.36 [1] (0:12.36)
Average Speed [km/h]	51.4	64.6	62.3	61.0	62.0	63.6	58.3
Top Speed [km/h]	65.5	65.7	63.4	61.8	64.4	64.6	62.5
Avg. Dist. to Rail [m]	4.1	2.9	2.3	1.6	1.7	4.5	3.0
Avg. Stride Freq. [Hz]	2.3	2.3	2.2	2.2	2.2	2.3	2.2
Avg. Stride Length [m]	6.2	7.8	7.9	7.8	7.7	7.7	7.3



- [] Ranking at each section and finish
- .-.- No data available at this section
- NA No data available



Horse/Jockey Name	Parallel
Final Rank	2
Fastest Section Time (Section)	0:11.20 (1200m)
Top Speed [km/h] (Section)	65.9 (1200m)
Race State	Finished



Eagle Farm QLD Professional

Race 2: GALLOPERS SPORTS CLUB Maiden Plate - 1400m

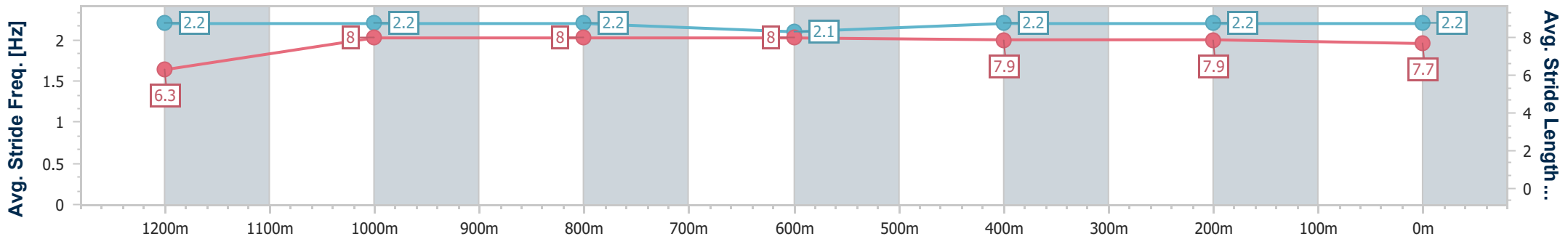
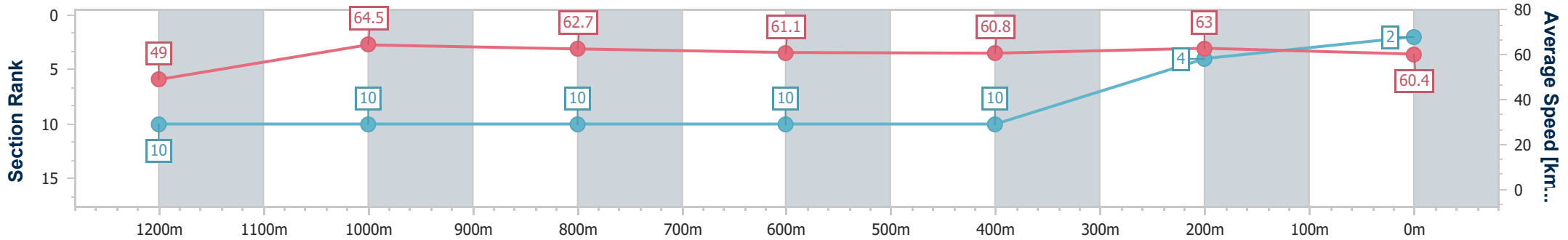
15 March 2023 - 13:04

Track Rating: Good 4, Weather: Fine, Rail Position: + 9.5m Entire Course.



BRISBANE RACING CLUB

Section	Overall	1200m	1000m	800m	600m	400m	200m
Section Times	1:24.50 [2] (0:14.73)	1:09.77 [10] (0:11.20)	0:58.57 [10] (0:11.58)	0:46.99 [10] (0:11.82)	0:35.17 [10] (0:11.81)	0:23.36 [10] (0:11.44)	0:11.92 [4] (0:11.92)
Average Speed [km/h]	49.0	64.5	62.7	61.1	60.8	63.0	60.4
Top Speed [km/h]	62.6	65.9	64.6	62.0	61.7	63.7	62.6
Avg. Dist. to Rail [m]	1.5	2.5	2.0	0.7	0.6	1.0	1.2
Avg. Stride Freq. [Hz]	2.2	2.2	2.2	2.1	2.2	2.2	2.2
Avg. Stride Length [m]	6.3	8.0	8.0	8.0	7.9	7.9	7.7



- [] Ranking at each section and finish
- .-.- No data available at this section
- NA No data available



Horse/Jockey Name	Simple Way
Final Rank	3
Fastest Section Time (Section)	0:11.08 (1200m)
Top Speed [km/h] (Section)	66.4 (1200m)
Race State	Finished



Eagle Farm QLD Professional

Race 2: GALLOPERS SPORTS CLUB Maiden Plate - 1400m

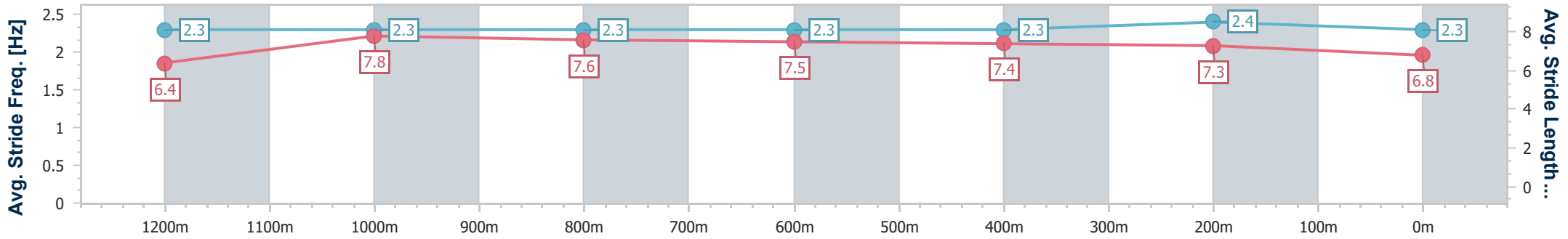
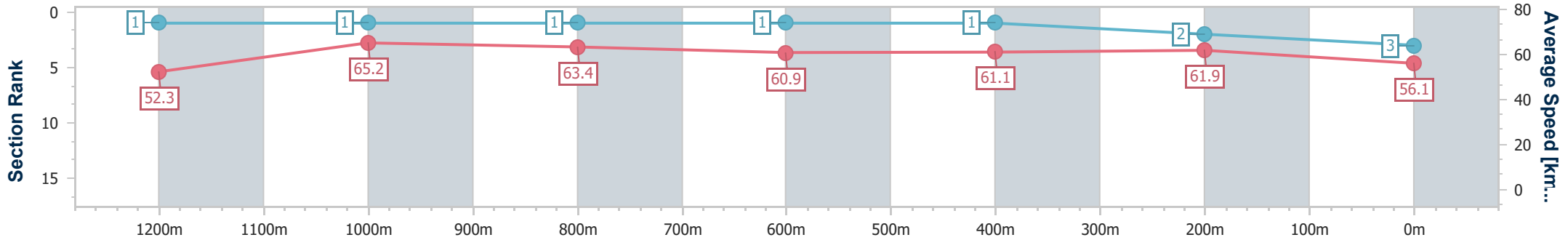
15 March 2023 - 13:04

Track Rating: Good 4, Weather: Fine, Rail Position: + 9.5m Entire Course.



BRISBANE RACING CLUB

Section	Overall	1200m	1000m	800m	600m	400m	200m
Section Times	1:24.69 [3] (0:13.85)	1:10.84 [1] (0:11.08)	0:59.76 [1] (0:11.50)	0:48.26 [1] (0:11.92)	0:36.34 [1] (0:11.86)	0:24.48 [1] (0:11.64)	0:12.84 [2] (0:12.84)
Average Speed [km/h]	52.3	65.2	63.4	60.9	61.1	61.9	56.1
Top Speed [km/h]	65.4	66.4	64.7	62.1	61.8	62.9	59.8
Avg. Dist. to Rail [m]	7.4	3.5	2.6	2.3	1.1	2.0	2.6
Avg. Stride Freq. [Hz]	2.3	2.3	2.3	2.3	2.3	2.4	2.3
Avg. Stride Length [m]	6.4	7.8	7.6	7.5	7.4	7.3	6.8



- [] Ranking at each section and finish
- .-.- No data available at this section
- NA No data available



Horse/Jockey Name	American Pioneer
Final Rank	4
Fastest Section Time (Section)	0:11.04 (1200m)
Top Speed [km/h] (Section)	67.2 (1200m)
Race State	Finished



Eagle Farm QLD Professional

Race 2: GALLOPERS SPORTS CLUB Maiden Plate - 1400m

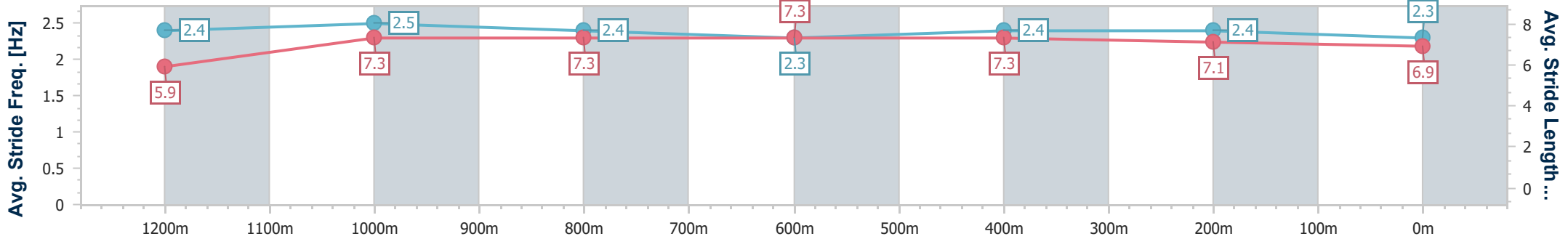
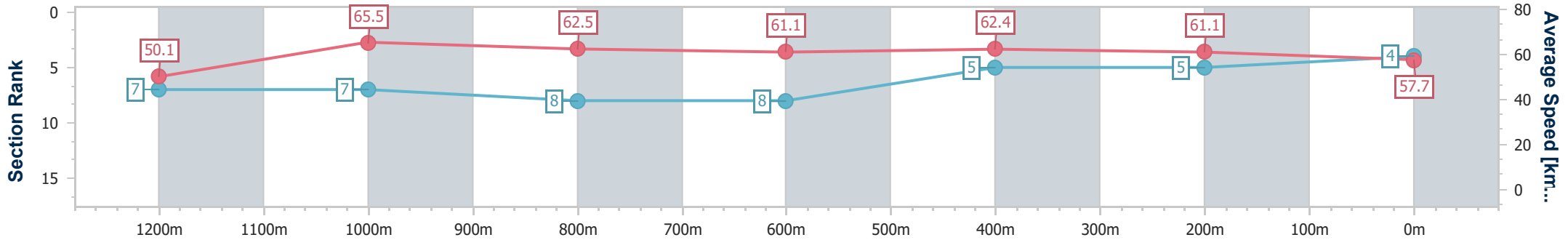
15 March 2023 - 13:04

Track Rating: Good 4, Weather: Fine, Rail Position: + 9.5m Entire Course.



BRISBANE RACING CLUB

Section	Overall	1200m	1000m	800m	600m	400m	200m
Section Times	1:24.95 [4] (0:14.41)	1:10.54 [7] (0:11.04)	0:59.50 [7] (0:11.64)	0:47.86 [8] (0:11.96)	0:35.90 [8] (0:11.63)	0:24.27 [5] (0:11.78)	0:12.49 [5] (0:12.49)
Average Speed [km/h]	50.1	65.5	62.5	61.1	62.4	61.1	57.7
Top Speed [km/h]	64.6	67.2	65.9	61.8	63.5	62.7	60.6
Avg. Dist. to Rail [m]	4.6	1.4	2.7	3.1	1.4	4.7	5.3
Avg. Stride Freq. [Hz]	2.4	2.5	2.4	2.3	2.4	2.4	2.3
Avg. Stride Length [m]	5.9	7.3	7.3	7.3	7.3	7.1	6.9



- [] Ranking at each section and finish
- .-.- No data available at this section
- NA No data available



Horse/Jockey Name	Tiger For Life
Final Rank	5
Fastest Section Time (Section)	0:10.93 (1200m)
Top Speed [km/h] (Section)	67.0 (1200m)
Race State	Finished



Eagle Farm QLD Professional

Race 2: GALLOPERS SPORTS CLUB Maiden Plate - 1400m

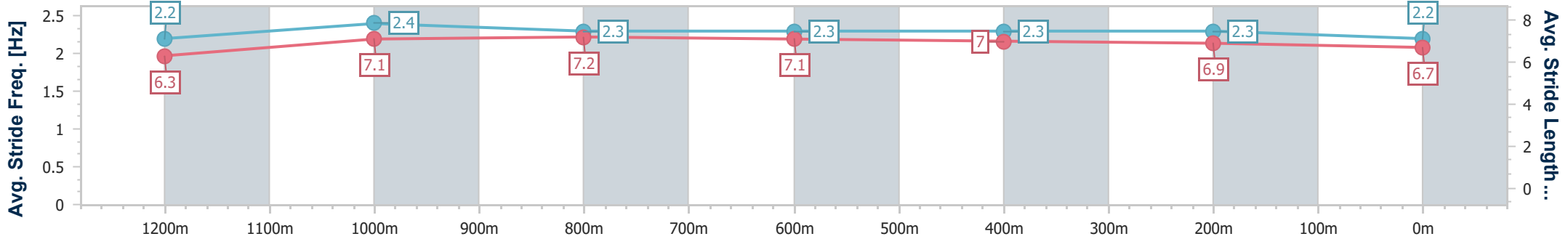
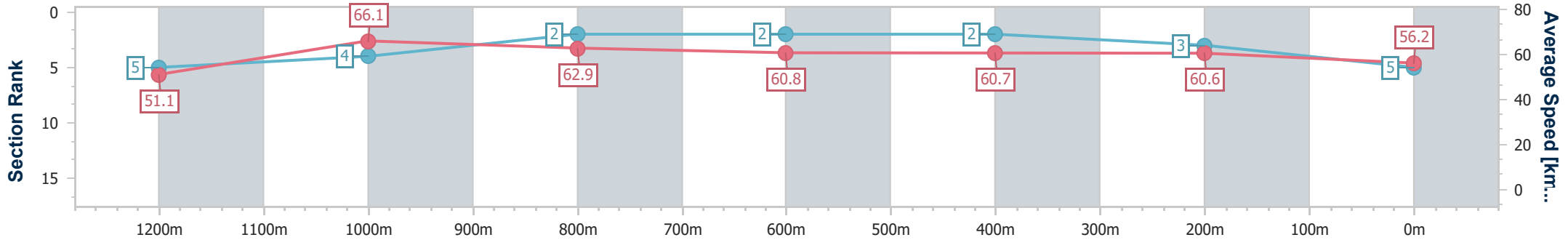
15 March 2023 - 13:04

Track Rating: Good 4, Weather: Fine, Rail Position: + 9.5m Entire Course.



BRISBANE RACING CLUB

Section	Overall	1200m	1000m	800m	600m	400m	200m
Section Times	1:25.00 [5] (0:14.11)	1:10.89 [5] (0:10.93)	0:59.96 [4] (0:11.50)	0:48.46 [2] (0:11.88)	0:36.58 [2] (0:11.90)	0:24.68 [2] (0:11.87)	0:12.81 [3] (0:12.81)
Average Speed [km/h]	51.1	66.1	62.9	60.8	60.7	60.6	56.2
Top Speed [km/h]	65.6	67.0	64.7	61.1	61.2	61.4	58.6
Avg. Dist. to Rail [m]	2.2	1.7	1.3	0.9	0.5	1.4	3.2
Avg. Stride Freq. [Hz]	2.2	2.4	2.3	2.3	2.3	2.3	2.2
Avg. Stride Length [m]	6.3	7.1	7.2	7.1	7.0	6.9	6.7



- [] Ranking at each section and finish
- .-.- No data available at this section
- NA No data available



Horse/Jockey Name	Lady Matilda
Final Rank	6
Fastest Section Time (Section)	0:11.24 (1200m)
Top Speed [km/h] (Section)	65.1 (1200m)
Race State	Finished



Eagle Farm QLD Professional

Race 2: GALLOPERS SPORTS CLUB Maiden Plate - 1400m

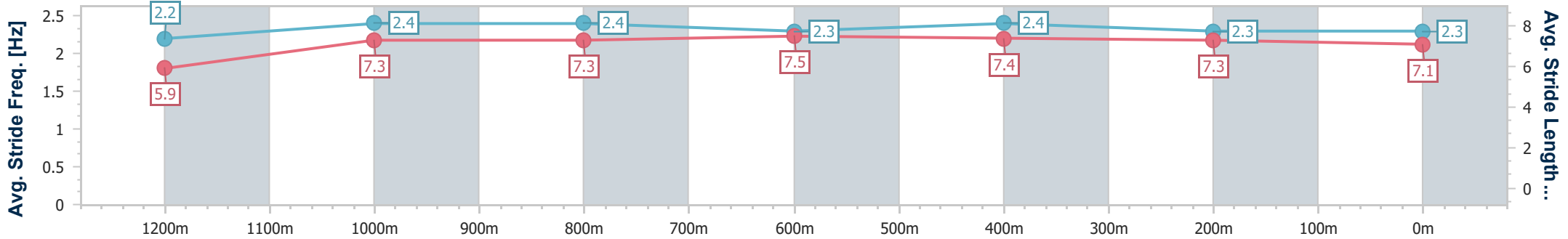
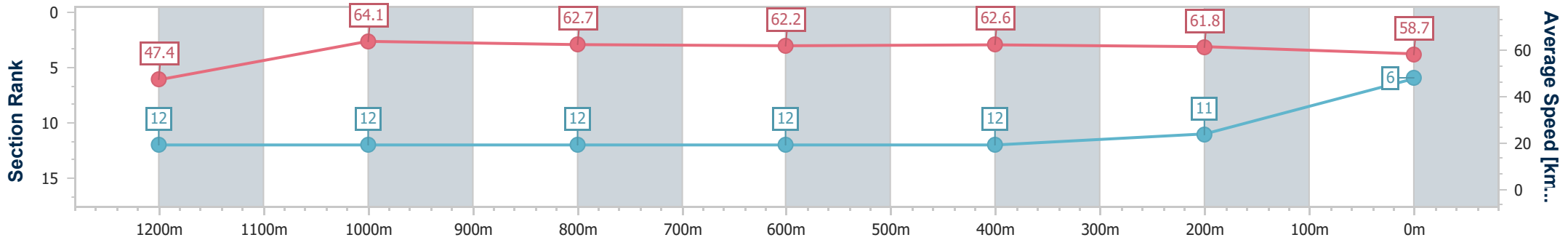
15 March 2023 - 13:04

Track Rating: Good 4, Weather: Fine, Rail Position: + 9.5m Entire Course.



BRISBANE RACING CLUB

Section	Overall	1200m	1000m	800m	600m	400m	200m
Section Times	1:25.20 [6] (0:15.26)	1:09.94 [12] (0:11.24)	0:58.70 [12] (0:11.62)	0:47.08 [12] (0:11.64)	0:35.44 [12] (0:11.56)	0:23.88 [12] (0:11.64)	0:12.24 [11] (0:12.24)
Average Speed [km/h]	47.4	64.1	62.7	62.2	62.6	61.8	58.7
Top Speed [km/h]	62.8	65.1	64.0	63.5	63.1	63.6	61.2
Avg. Dist. to Rail [m]	1.7	1.5	2.3	1.3	0.9	1.7	1.0
Avg. Stride Freq. [Hz]	2.2	2.4	2.4	2.3	2.4	2.3	2.3
Avg. Stride Length [m]	5.9	7.3	7.3	7.5	7.4	7.3	7.1



- [] Ranking at each section and finish
- .-.- No data available at this section
- NA No data available



Horse/Jockey Name	Duchess Bree
Final Rank	7
Fastest Section Time (Section)	0:11.12 (1200m)
Top Speed [km/h] (Section)	66.4 (1200m)
Race State	Finished



Eagle Farm QLD Professional

Race 2: GALLOPERS SPORTS CLUB Maiden Plate - 1400m

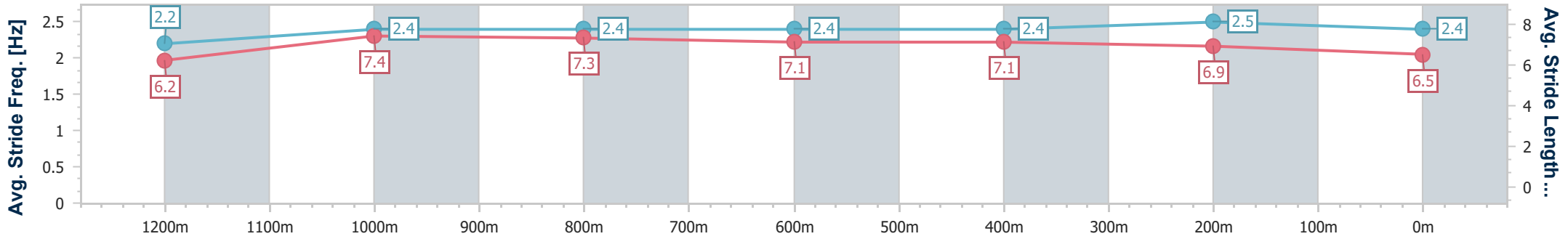
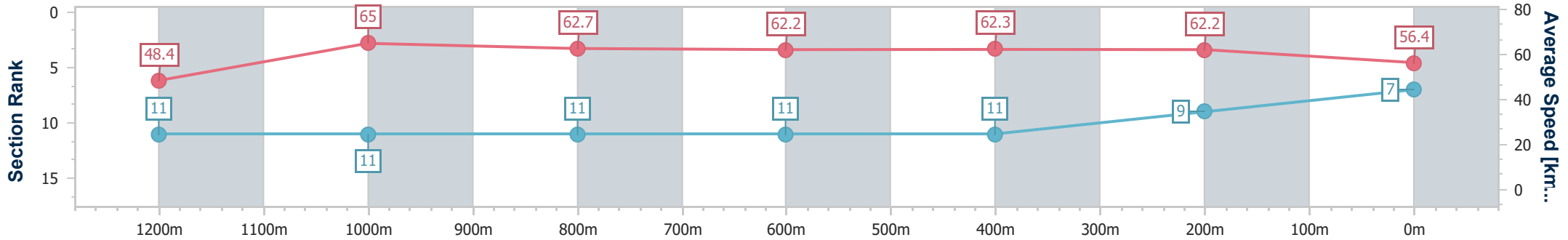
15 March 2023 - 13:04

Track Rating: Good 4, Weather: Fine, Rail Position: + 9.5m Entire Course.



BRISBANE RACING CLUB

Section	Overall	1200m	1000m	800m	600m	400m	200m
Section Times	1:25.25 [7] (0:14.88)	1:10.37 [11] (0:11.12)	0:59.25 [11] (0:11.57)	0:47.68 [11] (0:11.68)	0:36.00 [11] (0:11.65)	0:24.35 [11] (0:11.58)	0:12.77 [9] (0:12.77)
Average Speed [km/h]	48.4	65.0	62.7	62.2	62.3	62.2	56.4
Top Speed [km/h]	61.0	66.4	64.7	64.2	63.3	63.7	60.0
Avg. Dist. to Rail [m]	1.6	2.1	2.0	1.8	2.0	6.7	7.3
Avg. Stride Freq. [Hz]	2.2	2.4	2.4	2.4	2.4	2.5	2.4
Avg. Stride Length [m]	6.2	7.4	7.3	7.1	7.1	6.9	6.5



- [] Ranking at each section and finish
- .-.- No data available at this section
- NA No data available



Horse/Jockey Name	Flawless Ambition
Final Rank	8
Fastest Section Time (Section)	0:11.06 (1200m)
Top Speed [km/h] (Section)	66.4 (1200m)
Race State	Finished



Eagle Farm QLD Professional

Race 2: GALLOPERS SPORTS CLUB Maiden Plate - 1400m

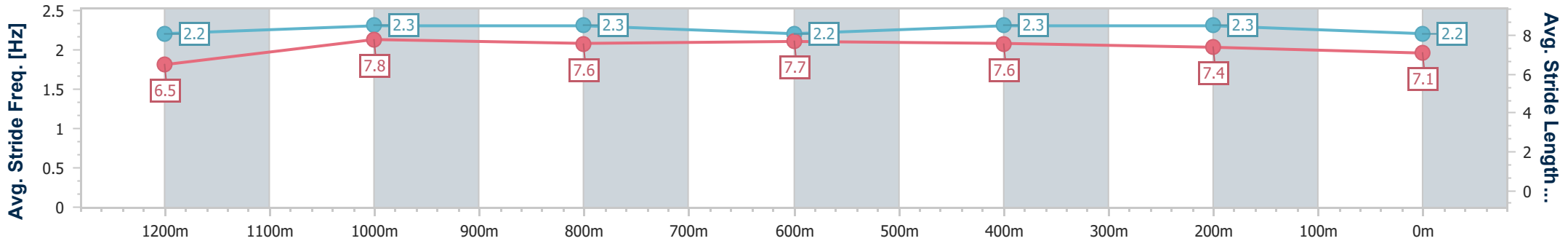
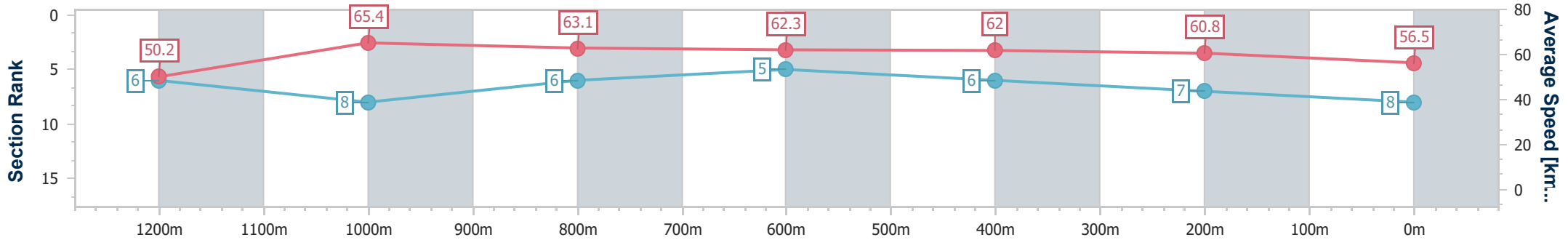
15 March 2023 - 13:04

Track Rating: Good 4, Weather: Fine, Rail Position: + 9.5m Entire Course.



BRISBANE RACING CLUB

Section	Overall	1200m	1000m	800m	600m	400m	200m
Section Times	1:25.29 [8] (0:14.40)	1:10.89 [6] (0:11.06)	0:59.83 [8] (0:11.60)	0:48.23 [6] (0:11.76)	0:36.47 [5] (0:11.88)	0:24.59 [6] (0:11.84)	0:12.75 [7] (0:12.75)
Average Speed [km/h]	50.2	65.4	63.1	62.3	62.0	60.8	56.5
Top Speed [km/h]	65.3	66.4	65.0	63.7	63.2	61.7	59.7
Avg. Dist. to Rail [m]	7.4	4.6	3.6	3.7	4.9	7.5	7.6
Avg. Stride Freq. [Hz]	2.2	2.3	2.3	2.2	2.3	2.3	2.2
Avg. Stride Length [m]	6.5	7.8	7.6	7.7	7.6	7.4	7.1



- [] Ranking at each section and finish
- .-.- No data available at this section
- NA No data available



Horse/Jockey Name	Talantino
Final Rank	9
Fastest Section Time (Section)	0:11.03 (1200m)
Top Speed [km/h] (Section)	66.3 (1200m)
Race State	Finished



Eagle Farm QLD Professional

Race 2: GALLOPERS SPORTS CLUB Maiden Plate - 1400m

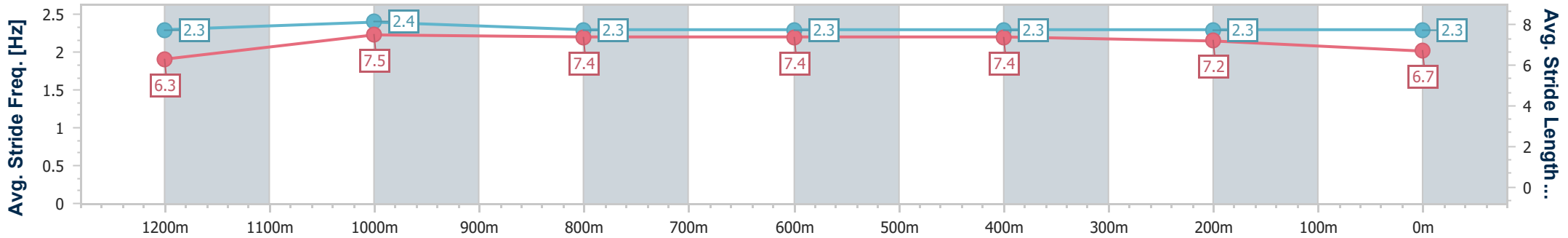
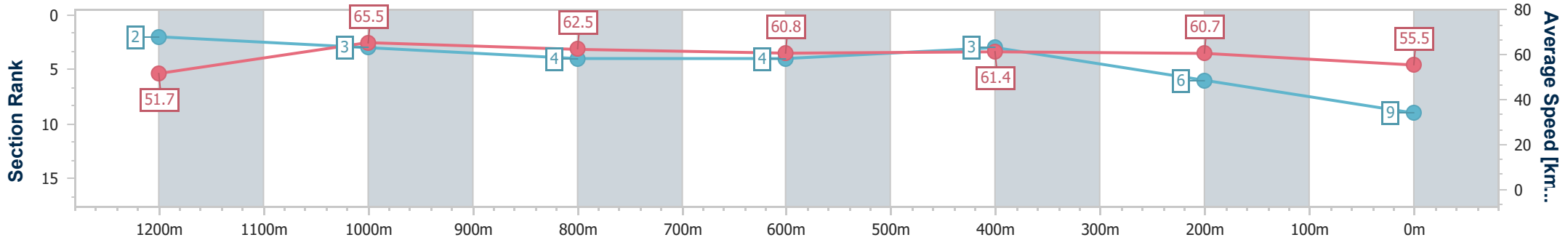
15 March 2023 - 13:04

Track Rating: Good 4, Weather: Fine, Rail Position: + 9.5m Entire Course.



BRISBANE RACING CLUB

Section	Overall	1200m	1000m	800m	600m	400m	200m
Section Times	1:25.34 [9] (0:13.97)	1:11.37 [2] (0:11.03)	1:00.34 [3] (0:11.71)	0:48.63 [4] (0:12.03)	0:36.60 [4] (0:11.77)	0:24.83 [3] (0:11.87)	0:12.96 [6] (0:12.96)
Average Speed [km/h]	51.7	65.5	62.5	60.8	61.4	60.7	55.5
Top Speed [km/h]	66.0	66.3	64.0	61.7	63.6	62.4	58.6
Avg. Dist. to Rail [m]	6.6	2.2	3.7	3.1	0.9	1.9	2.7
Avg. Stride Freq. [Hz]	2.3	2.4	2.3	2.3	2.3	2.3	2.3
Avg. Stride Length [m]	6.3	7.5	7.4	7.4	7.4	7.2	6.7



- [] Ranking at each section and finish
- .-.- No data available at this section
- NA No data available



Horse/Jockey Name	Deelbreaka
Final Rank	10
Fastest Section Time (Section)	0:11.14 (1200m)
Top Speed [km/h] (Section)	66.1 (1200m)
Race State	Finished



Eagle Farm QLD Professional

Race 2: GALLOPERS SPORTS CLUB Maiden Plate - 1400m

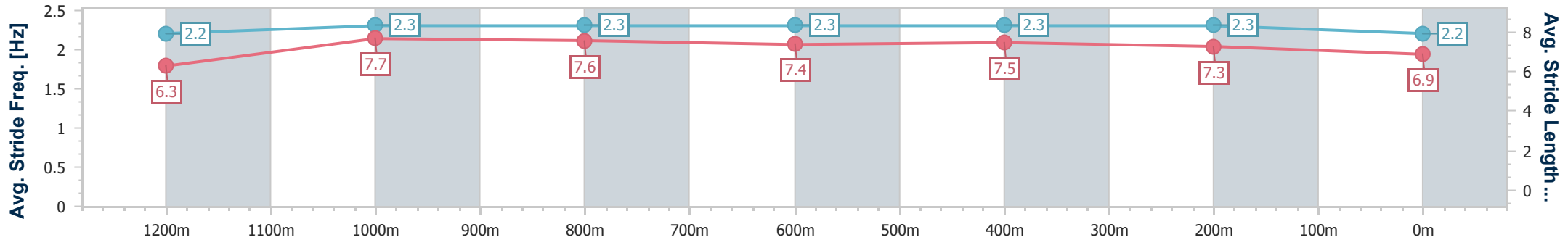
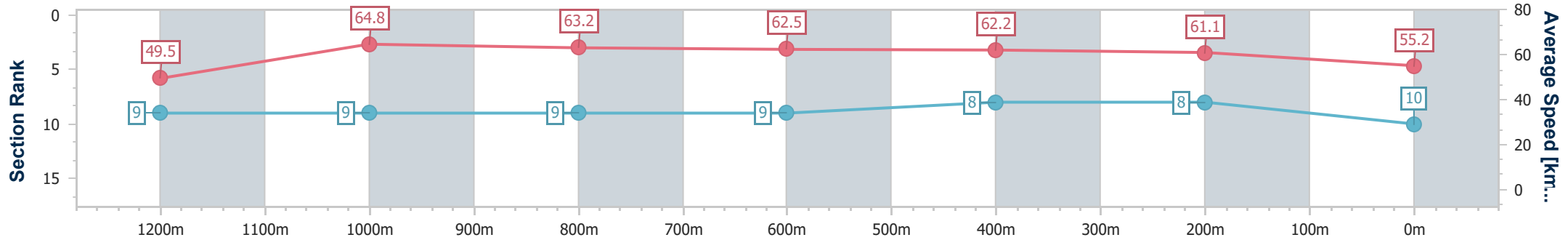
15 March 2023 - 13:04

Track Rating: Good 4, Weather: Fine, Rail Position: + 9.5m Entire Course.



BRISBANE RACING CLUB

Section	Overall	1200m	1000m	800m	600m	400m	200m
Section Times	1:25.56 [10] (0:14.59)	1:10.97 [9] (0:11.14)	0:59.83 [9] (0:11.58)	0:48.25 [9] (0:11.71)	0:36.54 [9] (0:11.72)	0:24.82 [8] (0:11.79)	0:13.03 [8] (0:13.03)
Average Speed [km/h]	49.5	64.8	63.2	62.5	62.2	61.1	55.2
Top Speed [km/h]	63.8	66.1	64.5	63.7	62.7	62.7	58.6
Avg. Dist. to Rail [m]	3.3	2.6	3.5	3.6	2.5	5.2	5.6
Avg. Stride Freq. [Hz]	2.2	2.3	2.3	2.3	2.3	2.3	2.2
Avg. Stride Length [m]	6.3	7.7	7.6	7.4	7.5	7.3	6.9



- [] Ranking at each section and finish
- .-.- No data available at this section
- NA No data available



Horse/Jockey Name	Hot Rod Jack
Final Rank	11
Fastest Section Time (Section)	0:10.99 (1200m)
Top Speed [km/h] (Section)	66.7 (1200m)
Race State	Finished



Eagle Farm QLD Professional

Race 2: GALLOPERS SPORTS CLUB Maiden Plate - 1400m

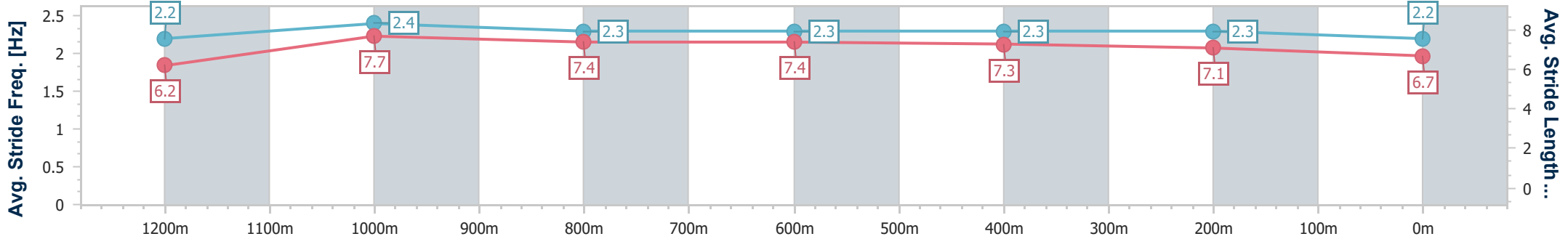
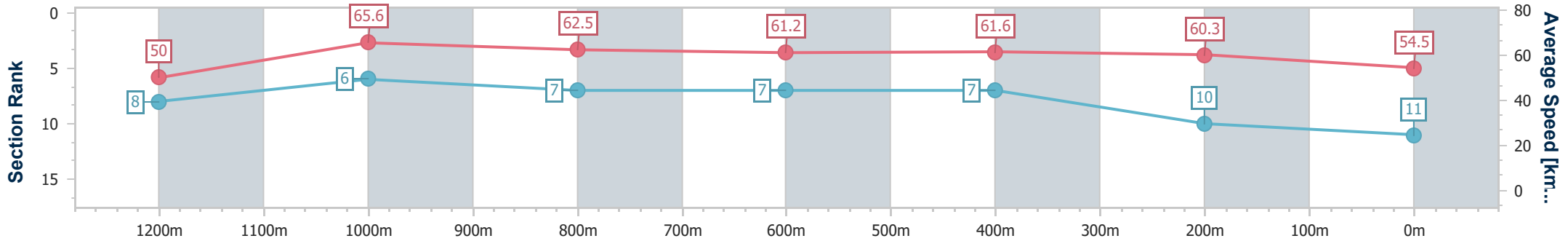
15 March 2023 - 13:04

Track Rating: Good 4, Weather: Fine, Rail Position: + 9.5m Entire Course.



BRISBANE RACING CLUB

Section	Overall	1200m	1000m	800m	600m	400m	200m
Section Times	1:25.94 [11] (0:14.42)	1:11.52 [8] (0:10.99)	1:00.53 [6] (0:11.70)	0:48.83 [7] (0:11.91)	0:36.92 [7] (0:11.77)	0:25.15 [7] (0:11.94)	0:13.21 [10] (0:13.21)
Average Speed [km/h]	50.0	65.6	62.5	61.2	61.6	60.3	54.5
Top Speed [km/h]	64.7	66.7	65.1	62.6	62.3	62.7	58.3
Avg. Dist. to Rail [m]	2.0	1.4	3.3	2.7	2.0	2.0	0.7
Avg. Stride Freq. [Hz]	2.2	2.4	2.3	2.3	2.3	2.3	2.2
Avg. Stride Length [m]	6.2	7.7	7.4	7.4	7.3	7.1	6.7



- [] Ranking at each section and finish
- .-.- No data available at this section
- NA No data available



Horse/Jockey Name	Artura
Final Rank	12
Fastest Section Time (Section)	0:10.95 (1200m)
Top Speed [km/h] (Section)	67.2 (1200m)
Race State	Finished



Eagle Farm QLD Professional

Race 2: GALLOPERS SPORTS CLUB Maiden Plate - 1400m

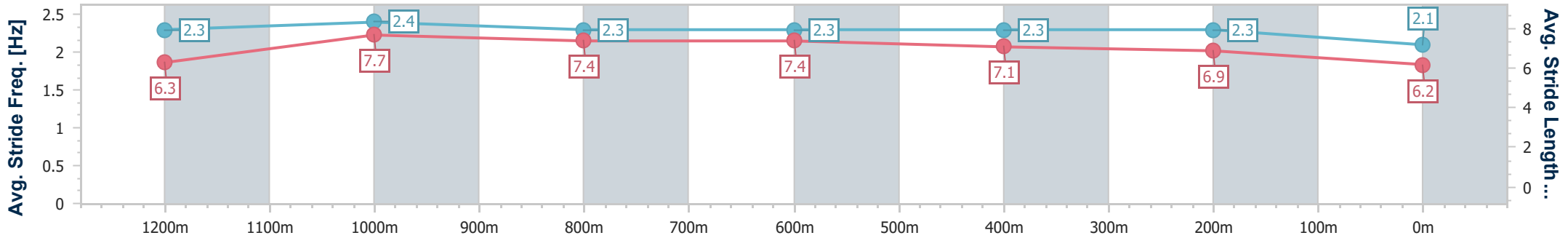
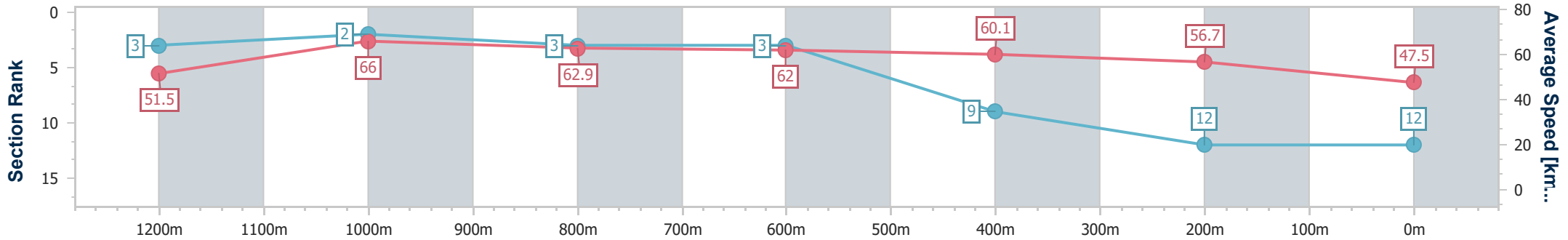
15 March 2023 - 13:04

Track Rating: Good 4, Weather: Fine, Rail Position: + 9.5m Entire Course.



BRISBANE RACING CLUB

Section	Overall	1200m	1000m	800m	600m	400m	200m
Section Times	1:28.56 [12] (0:14.02)	1:14.54 [3] (0:10.95)	1:03.59 [2] (0:11.66)	0:51.93 [3] (0:11.87)	0:40.06 [3] (0:12.23)	0:27.83 [9] (0:12.67)	0:15.16 [12] (0:15.16)
Average Speed [km/h]	51.5	66.0	62.9	62.0	60.1	56.7	47.5
Top Speed [km/h]	66.9	67.2	64.7	63.8	61.0	59.0	53.3
Avg. Dist. to Rail [m]	6.1	3.4	4.2	4.4	4.2	4.5	4.7
Avg. Stride Freq. [Hz]	2.3	2.4	2.3	2.3	2.3	2.3	2.1
Avg. Stride Length [m]	6.3	7.7	7.4	7.4	7.1	6.9	6.2



- [] Ranking at each section and finish
- .-.- No data available at this section
- NA No data available