



Toowoomba QLD Professional

Race 6: RDO EQUIPMENT 0 - 62 Handicap - 1640m

11 March 2023 - 20:11



Track Rating: Soft 7, Weather: Overcast, Rail Position: +4.0m Entire

Section		Overall	1400m	1200m	1000m	800m	600m	400m	Last 600m				
Field Times		1:42.00 (0:15.48)	1:26.52 (0:11.24)	1:15.28 (0:11.49)	1:03.79 (0:12.33)	0:51.46 (0:12.90)	0:38.56 (0:12.98)	0:25.58 (0:12.84)	0:38.56				
Rank	TAB Horse/Jockey	Barrier	Top Speed [km/h]	Fastest Section									Distance Travelled [m]
1	2 GOT THE LOT Montanna Savva	6	67.6 1400m	0:10.85 1400m	1:42.00 [1] (0:16.28)	1:25.72 [5] (0:10.85)	1:14.87 [3] (0:11.47)	1:03.40 [3] (0:12.33)	0:51.07 [3] (0:12.82)	0:38.25 [3] (0:12.90)	0:25.35 [2] (0:12.61)	0:38.25	
2	6 IRISH SALLY Gary Geran	4	65.8 Overall	0:11.13 1400m	1:42.11 [2] (0:16.44)	1:25.67 [6] (0:11.13)	1:14.54 [6] (0:11.70)	1:02.84 [6] (0:12.27)	0:50.57 [6] (0:12.61)	0:37.96 [6] (0:12.75)	0:25.21 [4] (0:12.58)	0:37.96	+2
3	3 JERONIMOS Jake Molloy	8	64.7 Overall	0:11.30 1400m	1:42.37 [3] (0:16.59)	1:25.78 [8] (0:11.30)	1:14.48 [8] (0:11.68)	1:02.80 [8] (0:12.42)	0:50.38 [8] (0:12.58)	0:37.80 [8] (0:12.62)	0:25.18 [6] (0:12.50)	0:37.80	+8
4	5 HEAT Karl Zechner	7	67.4 Overall	0:11.17 1400m	1:42.69 [4] (0:16.23)	1:26.46 [4] (0:11.17)	1:15.29 [5] (0:11.65)	1:03.64 [5] (0:12.38)	0:51.26 [4] (0:12.60)	0:38.66 [4] (0:13.01)	0:25.65 [5] (0:12.76)	0:38.66	+10
5	4 TRUE PATRIOT Justin Stanley	3	69.2 Overall	0:11.24 1400m	1:44.32 [5] (0:15.48)	1:28.84 [1] (0:11.24)	1:17.60 [1] (0:11.49)	1:06.11 [1] (0:12.33)	0:53.78 [1] (0:12.90)	0:40.88 [1] (0:12.98)	0:27.90 [1] (0:13.38)	0:40.88	+5
6	9 KIBBIT RAHEEB Wanderson D'Avila	9	67.6 1400m	0:11.27 1400m	1:44.50 [6] (0:16.46)	1:28.04 [7] (0:11.27)	1:16.77 [7] (0:11.58)	1:05.19 [7] (0:12.28)	0:52.91 [7] (0:12.64)	0:40.27 [7] (0:13.22)	0:27.05 [8] (0:13.16)	0:40.27	+13
7	8 FOXY ROSE Alisha Donald	10	70.4 Overall	0:11.19 1400m	1:44.72 [7] (0:16.12)	1:28.60 [3] (0:11.19)	1:17.41 [4] (0:11.52)	1:05.89 [4] (0:12.48)	0:53.41 [5] (0:12.73)	0:40.68 [5] (0:13.20)	0:27.48 [7] (0:13.49)	0:40.68	+16
8	7 DESHORENTE Rikki Jamieson	1	68.3 Overall	0:11.09 1400m	1:45.12 [8] (0:15.87)	1:29.25 [2] (0:11.09)	1:18.16 [2] (0:11.47)	1:06.69 [2] (0:12.36)	0:54.33 [2] (0:12.90)	0:41.43 [2] (0:13.31)	0:28.12 [3] (0:13.80)	0:41.43	+6

Scratched: Star Diva (#10), Drop The Pilot (#1)

[] Ranking at each section and finish
 -:-:- No data available at this section
 NA No data available

SCN Saddle cloth number
 DNF Did not finish
 DNT Did not track



Toowoomba QLD Professional
Race 6: RDO EQUIPMENT 0 - 62 Handicap - 1640m
11 March 2023 - 20:11



Track Rating: Soft 7, Weather: Overcast, Rail Position: +4.0m Entire

Section							200m			Last 600m
Field Times							0:12.74 (0:12.74)			0:38.56
Rank	TAB	Horse/Jockey	Barrier	Top Speed [km/h]	Fastest Section	Margin			Distance Travelled [m]	
1	2	GOT THE LOT Montanna Savva	6	67.6 1400m	0:10.85 1400m	0:12.74 [1] (0:12.74)	1:42.00		0:38.25	
2	6	IRISH SALLY Gary Geran	4	65.8 Overall	0:11.13 1400m	0:12.63 [2] (0:12.63)	0.5L		0:37.96 +2	
3	3	JERONIMOS Jake Molloy	8	64.7 Overall	0:11.30 1400m	0:12.68 [4] (0:12.68)	2L		0:37.80 +8	
4	5	HEAT Karl Zechner	7	67.4 Overall	0:11.17 1400m	0:12.89 [3] (0:12.89)	3.8L		0:38.66 +10	
5	4	TRUE PATRIOT Justin Stanley	3	69.2 Overall	0:11.24 1400m	0:14.52 [5] (0:14.52)	13.3L		0:40.88 +5	
6	9	KIBBIT RAHEEB Wanderson D'Avila	9	67.6 1400m	0:11.27 1400m	0:13.89 [6] (0:13.89)	14.3L		0:40.27 +13	
7	8	FOXY ROSE Alisha Donald	10	70.4 Overall	0:11.19 1400m	0:13.99 [8] (0:13.99)	15.6L		0:40.68 +16	
8	7	DESHORENTE Rikki Jamieson	1	68.3 Overall	0:11.09 1400m	0:14.32 [7] (0:14.32)	17.9L		0:41.43 +6	

Scratched: Star Diva (#10), Drop The Pilot (#1)

[] Ranking at each section and finish
 -:-:- No data available at this section
 NA No data available

SCN Saddle cloth number
 DNF Did not finish
 DNT Did not track



Horse/Jockey Name	Got The Lot
Final Rank	1
Fastest Section Time (Section)	0:10.85 (1400m)
Top Speed [km/h] (Section)	67.6 (1400m)
Race State	Finished



Toowoomba QLD Professional

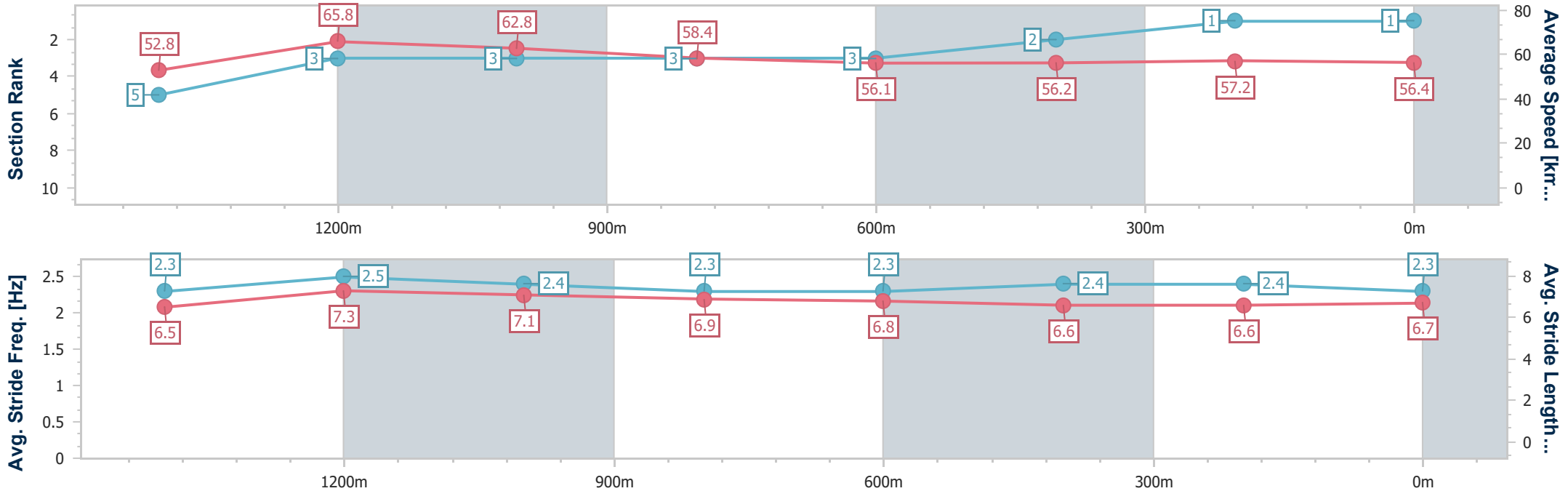
Race 6: RDO EQUIPMENT 0 - 62 Handicap - 1640m

11 March 2023 - 20:11



Track Rating: Soft 7, Weather: Overcast, Rail Position: +4.0m Entire

Section	Overall	1400m	1200m	1000m	800m	600m	400m	200m
Section Times	1:42.00 [1] (0:16.28)	1:25.72 [5] (0:10.85)	1:14.87 [3] (0:11.47)	1:03.40 [3] (0:12.33)	0:51.07 [3] (0:12.82)	0:38.25 [3] (0:12.90)	0:25.35 [2] (0:12.61)	0:12.74 [1] (0:12.74)
Average Speed [km/h]	52.8	65.8	62.8	58.4	56.1	56.2	57.2	56.4
Top Speed [km/h]	66.5	67.6	65.1	60.9	57.2	57.6	58.3	57.0
Avg. Dist. to Rail [m]	2.4	1.4	0.5	0.4	0.5	1.3	0.5	1.2
Avg. Stride Freq. [Hz]	2.3	2.5	2.4	2.3	2.3	2.4	2.4	2.3
Avg. Stride Length [m]	6.5	7.3	7.1	6.9	6.8	6.6	6.6	6.7



- [] Ranking at each section and finish
- .-.- No data available at this section
- NA No data available



Horse/Jockey Name	Irish Sally
Final Rank	2
Fastest Section Time (Section)	0:11.13 (1400m)
Top Speed [km/h] (Section)	65.8 (Overall)
Race State	Finished



Toowoomba QLD Professional

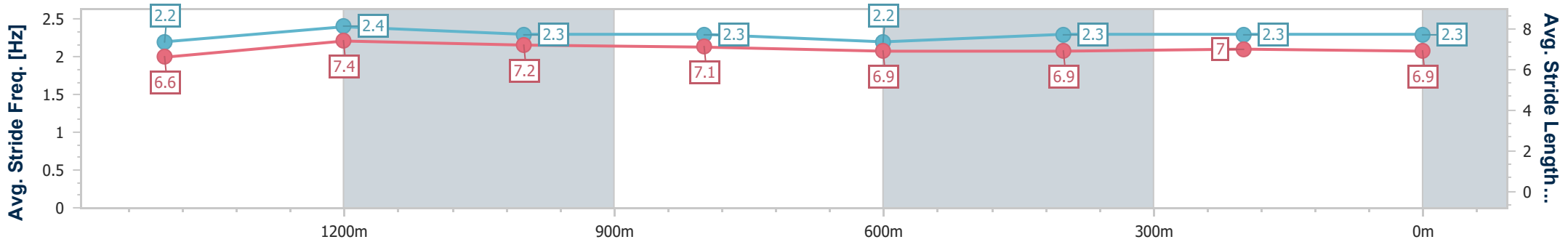
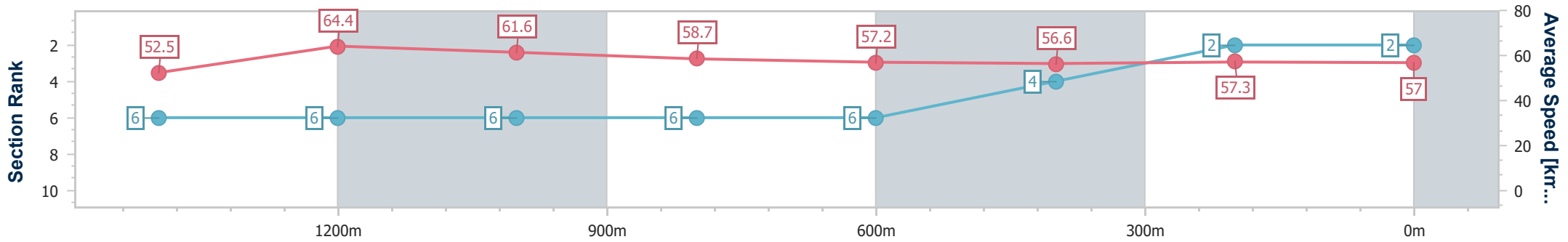
Race 6: RDO EQUIPMENT 0 - 62 Handicap - 1640m

11 March 2023 - 20:11



Track Rating: Soft 7, Weather: Overcast, Rail Position: +4.0m Entire

Section	Overall	1400m	1200m	1000m	800m	600m	400m	200m					
Section Times	1:42.11 [2] (0:16.44)	1:25.67 [6] (0:11.13)	1:14.54 [6] (0:11.70)	1:02.84 [6] (0:12.27)	0:50.57 [6] (0:12.61)	0:37.96 [6] (0:12.75)	0:25.21 [4] (0:12.58)	0:12.63 [2] (0:12.63)					
Average Speed [km/h]	52.5	64.4	61.6	58.7	57.2	56.6	57.3	57.0					
Top Speed [km/h]	65.8	65.8	63.9	60.6	58.5	58.6	58.3	57.3					
Avg. Dist. to Rail [m]	2.4	0.8	0.8	0.4	0.9	0.5	1.2	0.7					
Avg. Stride Freq. [Hz]	2.2	2.4	2.3	2.3	2.2	2.3	2.3	2.3					
Avg. Stride Length [m]	6.6	7.4	7.2	7.1	6.9	6.9	7.0	6.9					



- [] Ranking at each section and finish
- .-.- No data available at this section
- NA No data available



Horse/Jockey Name	Jeronimos
Final Rank	3
Fastest Section Time (Section)	0:11.30 (1400m)
Top Speed [km/h] (Section)	64.7 (Overall)
Race State	Finished



Toowoomba QLD Professional

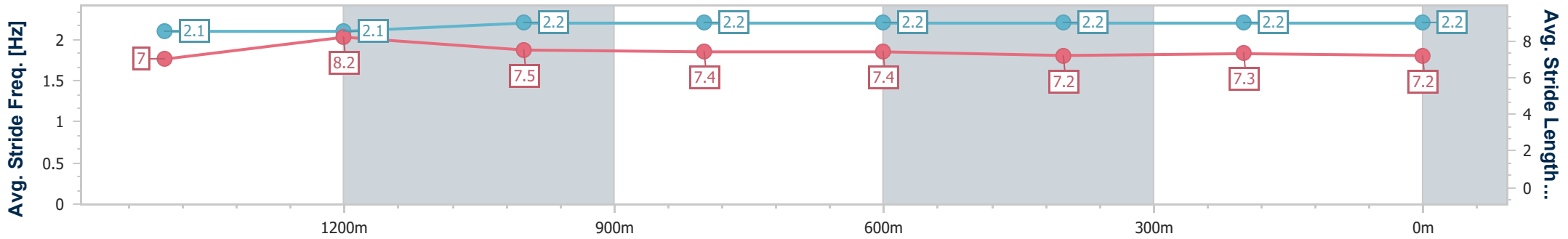
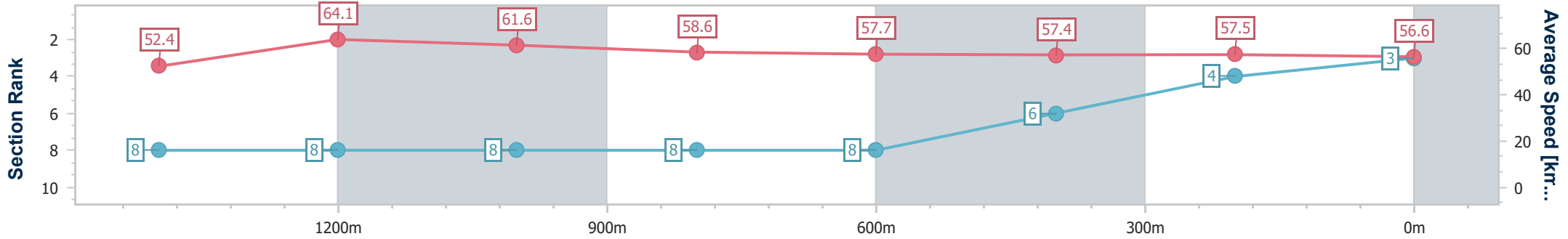
Race 6: RDO EQUIPMENT 0 - 62 Handicap - 1640m

11 March 2023 - 20:11



Track Rating: Soft 7, Weather: Overcast, Rail Position: +4.0m Entire

Section	Overall	1400m	1200m	1000m	800m	600m	400m	200m
Section Times	1:42.37 [3] (0:16.59)	1:25.78 [8] (0:11.30)	1:14.48 [8] (0:11.68)	1:02.80 [8] (0:12.42)	0:50.38 [8] (0:12.58)	0:37.80 [8] (0:12.62)	0:25.18 [6] (0:12.50)	0:12.68 [4] (0:12.68)
Average Speed [km/h]	52.4	64.1	61.6	58.6	57.7	57.4	57.5	56.6
Top Speed [km/h]	64.7	64.6	62.9	60.4	58.8	58.6	58.7	59.2
Avg. Dist. to Rail [m]	4.3	0.9	2.4	3.0	1.7	0.9	0.6	1.0
Avg. Stride Freq. [Hz]	2.1	2.1	2.2	2.2	2.2	2.2	2.2	2.2
Avg. Stride Length [m]	7.0	8.2	7.5	7.4	7.4	7.2	7.3	7.2



- [] Ranking at each section and finish
- .-.- No data available at this section
- NA No data available



Horse/Jockey Name	Heat
Final Rank	4
Fastest Section Time (Section)	0:11.17 (1400m)
Top Speed [km/h] (Section)	67.4 (Overall)
Race State	Finished



Toowoomba QLD Professional

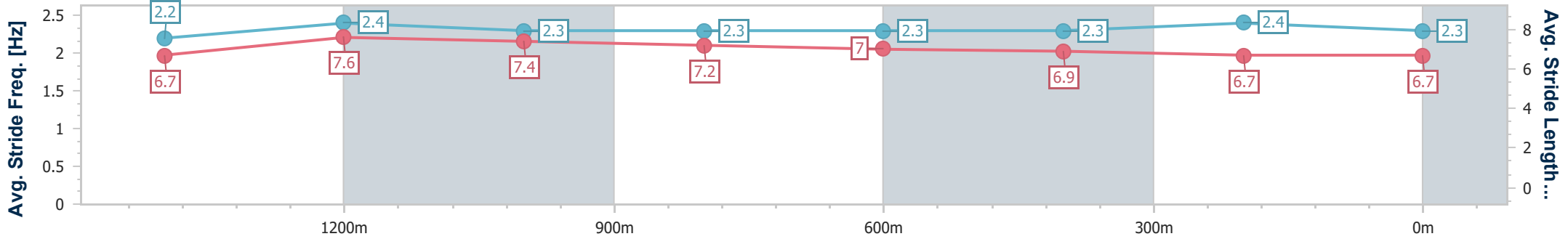
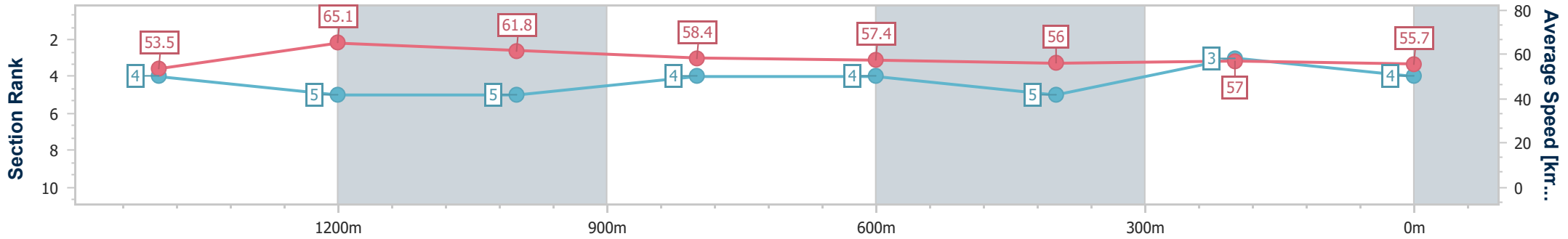
Race 6: RDO EQUIPMENT 0 - 62 Handicap - 1640m

11 March 2023 - 20:11



Track Rating: Soft 7, Weather: Overcast, Rail Position: +4.0m Entire

Section	Overall	1400m	1200m	1000m	800m	600m	400m	200m
Section Times	1:42.69 [4] (0:16.23)	1:26.46 [4] (0:11.17)	1:15.29 [5] (0:11.65)	1:03.64 [5] (0:12.38)	0:51.26 [4] (0:12.60)	0:38.66 [4] (0:13.01)	0:25.65 [5] (0:12.76)	0:12.89 [3] (0:12.89)
Average Speed [km/h]	53.5	65.1	61.8	58.4	57.4	56.0	57.0	55.7
Top Speed [km/h]	67.4	66.5	63.5	59.7	59.5	58.3	57.9	57.1
Avg. Dist. to Rail [m]	3.6	1.7	0.8	0.9	1.7	1.7	3.5	2.6
Avg. Stride Freq. [Hz]	2.2	2.4	2.3	2.3	2.3	2.3	2.4	2.3
Avg. Stride Length [m]	6.7	7.6	7.4	7.2	7.0	6.9	6.7	6.7



- [] Ranking at each section and finish
- .-.- No data available at this section
- NA No data available



Horse/Jockey Name	True Patriot
Final Rank	5
Fastest Section Time (Section)	0:11.24 (1400m)
Top Speed [km/h] (Section)	69.2 (Overall)
Race State	Finished



Toowoomba QLD Professional

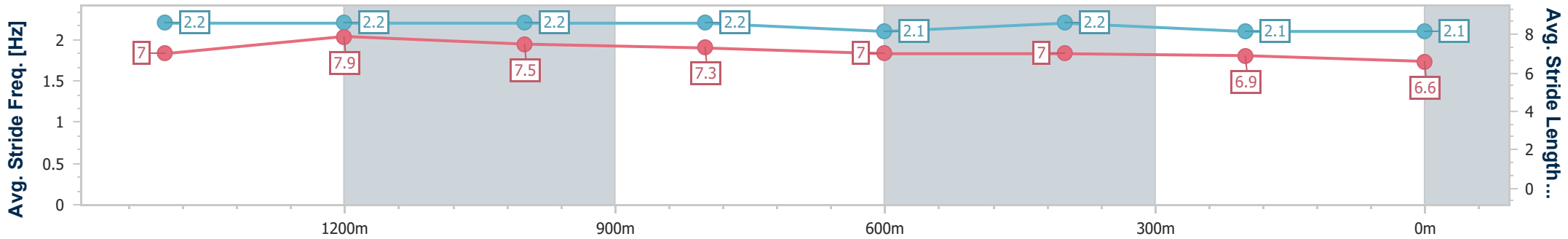
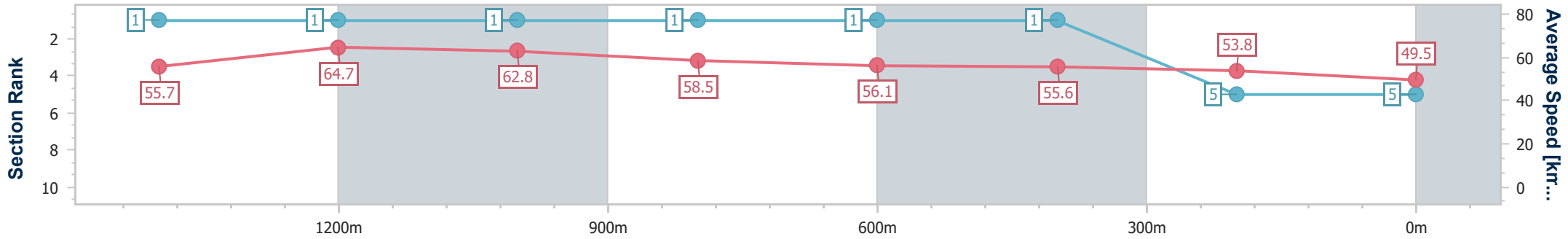
Race 6: RDO EQUIPMENT 0 - 62 Handicap - 1640m

11 March 2023 - 20:11



Track Rating: Soft 7, Weather: Overcast, Rail Position: +4.0m Entire

Section	Overall	1400m	1200m	1000m	800m	600m	400m	200m
Section Times	1:44.32 [5] (0:15.48)	1:28.84 [1] (0:11.24)	1:17.60 [1] (0:11.49)	1:06.11 [1] (0:12.33)	0:53.78 [1] (0:12.90)	0:40.88 [1] (0:12.98)	0:27.90 [1] (0:13.38)	0:14.52 [5] (0:14.52)
Average Speed [km/h]	55.7	64.7	62.8	58.5	56.1	55.6	53.8	49.5
Top Speed [km/h]	69.2	67.6	63.9	62.2	57.4	57.1	55.0	52.5
Avg. Dist. to Rail [m]	0.8	1.7	1.9	0.9	1.5	0.3	0.5	1.9
Avg. Stride Freq. [Hz]	2.2	2.2	2.2	2.2	2.1	2.2	2.1	2.1
Avg. Stride Length [m]	7.0	7.9	7.5	7.3	7.0	7.0	6.9	6.6



- [] Ranking at each section and finish
- .-.- No data available at this section
- NA No data available



Horse/Jockey Name	Kibbit Raheeb
Final Rank	6
Fastest Section Time (Section)	0:11.27 (1400m)
Top Speed [km/h] (Section)	67.6 (1400m)
Race State	Finished



Toowoomba QLD Professional

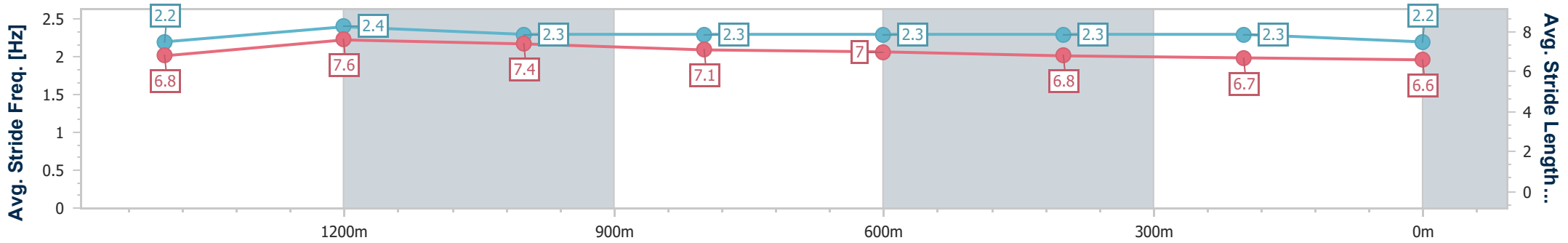
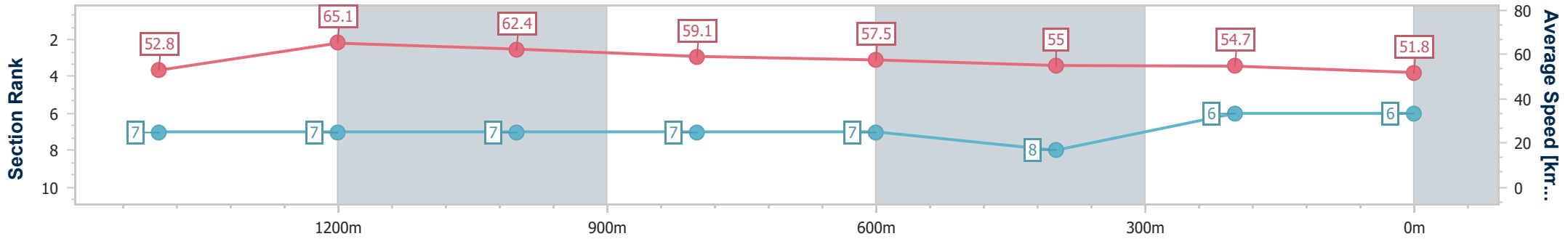
Race 6: RDO EQUIPMENT 0 - 62 Handicap - 1640m

11 March 2023 - 20:11



Track Rating: Soft 7, Weather: Overcast, Rail Position: +4.0m Entire

Section	Overall	1400m	1200m	1000m	800m	600m	400m	200m
Section Times	1:44.50 [6] (0:16.46)	1:28.04 [7] (0:11.27)	1:16.77 [7] (0:11.58)	1:05.19 [7] (0:12.28)	0:52.91 [7] (0:12.64)	0:40.27 [7] (0:13.22)	0:27.05 [8] (0:13.16)	0:13.89 [6] (0:13.89)
Average Speed [km/h]	52.8	65.1	62.4	59.1	57.5	55.0	54.7	51.8
Top Speed [km/h]	67.0	67.6	64.5	61.0	58.4	57.2	55.4	56.0
Avg. Dist. to Rail [m]	4.7	3.3	3.7	2.5	2.9	1.7	0.7	0.4
Avg. Stride Freq. [Hz]	2.2	2.4	2.3	2.3	2.3	2.3	2.3	2.2
Avg. Stride Length [m]	6.8	7.6	7.4	7.1	7.0	6.8	6.7	6.6



- [] Ranking at each section and finish
- .-.- No data available at this section
- NA No data available



Horse/Jockey Name	Foxy Rose
Final Rank	7
Fastest Section Time (Section)	0:11.19 (1400m)
Top Speed [km/h] (Section)	70.4 (Overall)
Race State	Finished



Toowoomba QLD Professional

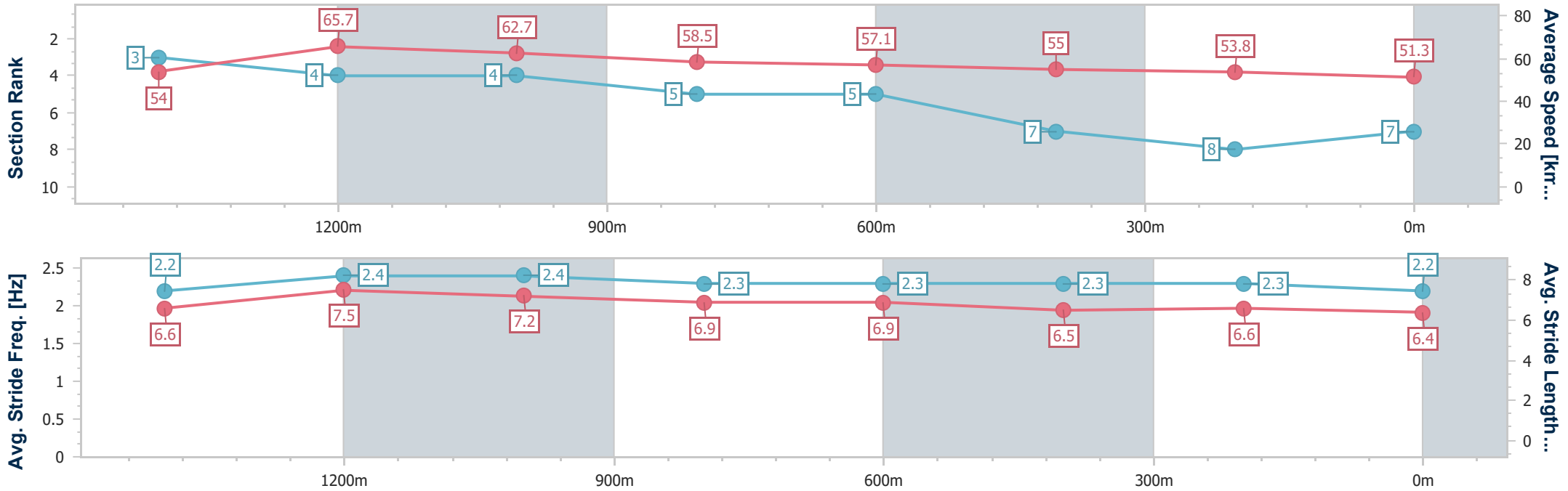
Race 6: RDO EQUIPMENT 0 - 62 Handicap - 1640m

11 March 2023 - 20:11



Track Rating: Soft 7, Weather: Overcast, Rail Position: +4.0m Entire

Section	Overall	1400m	1200m	1000m	800m	600m	400m	200m
Section Times	1:44.72 [7] (0:16.12)	1:28.60 [3] (0:11.19)	1:17.41 [4] (0:11.52)	1:05.89 [4] (0:12.48)	0:53.41 [5] (0:12.73)	0:40.68 [5] (0:13.20)	0:27.48 [7] (0:13.49)	0:13.99 [8] (0:13.99)
Average Speed [km/h]	54.0	65.7	62.7	58.5	57.1	55.0	53.8	51.3
Top Speed [km/h]	70.4	70.1	65.6	59.6	58.1	57.1	54.8	53.5
Avg. Dist. to Rail [m]	4.6	4.3	4.7	3.9	2.5	1.5	2.7	3.4
Avg. Stride Freq. [Hz]	2.2	2.4	2.4	2.3	2.3	2.3	2.3	2.2
Avg. Stride Length [m]	6.6	7.5	7.2	6.9	6.9	6.5	6.6	6.4



- [] Ranking at each section and finish
- .-.- No data available at this section
- NA No data available



Horse/Jockey Name	Deshorente
Final Rank	8
Fastest Section Time (Section)	0:11.09 (1400m)
Top Speed [km/h] (Section)	68.3 (Overall)
Race State	Finished



Toowoomba QLD Professional

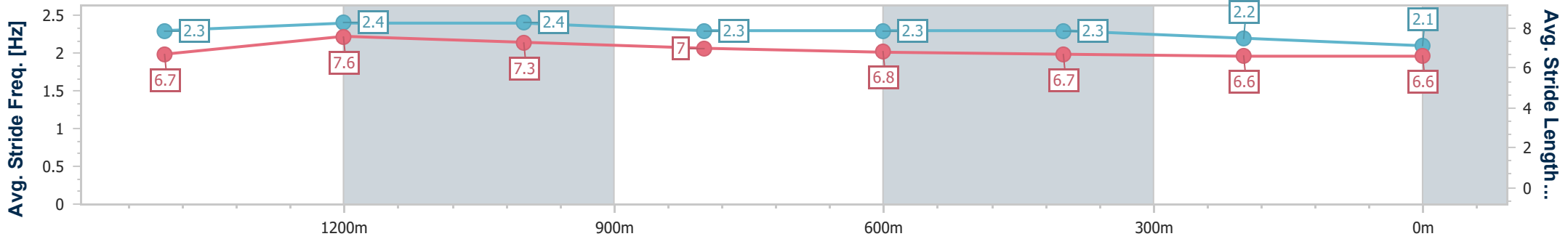
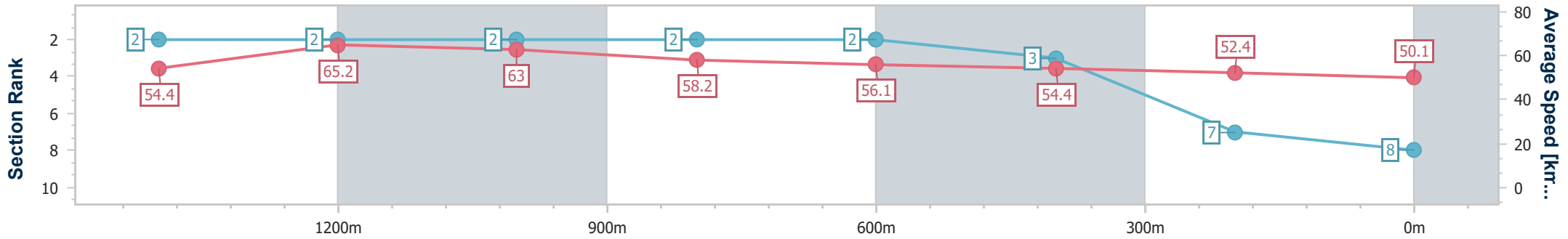
Race 6: RDO EQUIPMENT 0 - 62 Handicap - 1640m

11 March 2023 - 20:11



Track Rating: Soft 7, Weather: Overcast, Rail Position: +4.0m Entire

Section	Overall	1400m	1200m	1000m	800m	600m	400m	200m
Section Times	1:45.12 [8] (0:15.87)	1:29.25 [2] (0:11.09)	1:18.16 [2] (0:11.47)	1:06.69 [2] (0:12.36)	0:54.33 [2] (0:12.90)	0:41.43 [2] (0:13.31)	0:28.12 [3] (0:13.80)	0:14.32 [7] (0:14.32)
Average Speed [km/h]	54.4	65.2	63.0	58.2	56.1	54.4	52.4	50.1
Top Speed [km/h]	68.3	67.5	65.0	60.1	57.1	56.2	53.7	52.0
Avg. Dist. to Rail [m]	1.2	0.9	2.1	0.9	1.5	1.2	0.8	0.8
Avg. Stride Freq. [Hz]	2.3	2.4	2.4	2.3	2.3	2.3	2.2	2.1
Avg. Stride Length [m]	6.7	7.6	7.3	7.0	6.8	6.7	6.6	6.6



- [] Ranking at each section and finish
- .-.- No data available at this section
- NA No data available