



Toowoomba QLD Professional

Race 1: BROWN & HURLEY BM62 Handicap - 1210m

11 March 2023 - 17:20



Track Rating: Soft 7, Weather: Raining, Rail Position: +4.0m Entire

Section		Overall	1000m	800m	600m	400m	200m	Last 600m					
Field Times		1:13.50 (0:14.05)	0:59.45 (0:11.58)	0:47.87 (0:11.94)	0:35.93 (0:12.11)	0:23.82 (0:11.81)	0:12.01 (0:12.01)	0:35.93					
Rank	TAB Horse/Jockey	Barrier	Top Speed [km/h]	Fastest Section	Margin							Distance Travelled [m]	
1	8 LITTLE MISS PIXIE Georgina Cartwright	11	64.7 400m	0:11.38 1000m	1:13.50 [1] (0:15.18)	0:58.32 [9] (0:11.38)	0:46.94 [9] (0:11.71)	0:35.23 [8] (0:11.97)	0:23.26 [7] (0:11.57)	0:11.69 [2] (0:11.69)	1:13.50	0:35.23	
2	7 BRINGONTHEBUBBLES Les Tilley	3	65.1 Overall	0:11.56 400m	1:13.61 [2] (0:14.32)	0:59.29 [4] (0:11.72)	0:47.57 [4] (0:11.84)	0:35.73 [4] (0:12.05)	0:23.68 [4] (0:11.56)	0:12.12 [1] (0:12.12)	0.5L	0:35.73	+7
3	10 DRAGON PINS Anthony Allen	4	64.8 1000m	0:11.52 1000m	1:13.96 [3] (0:14.67)	0:59.29 [6] (0:11.52)	0:47.77 [5] (0:11.91)	0:35.86 [5] (0:12.10)	0:23.76 [6] (0:11.84)	0:11.92 [5] (0:11.92)	2.5L	0:35.86	+2
4	5 DON'T DISS AROUND Karl Zechner	2	65.0 Overall	0:11.65 1000m	1:14.04 [4] (0:14.26)	0:59.78 [3] (0:11.65)	0:48.13 [3] (0:11.94)	0:36.19 [3] (0:12.05)	0:24.14 [3] (0:11.94)	0:12.20 [4] (0:12.20)	2.9L	0:36.19	+2
5	9 UNCOMMON VALOUR Nozi Tomizawa	10	64.2 1000m	0:11.64 1000m	1:14.20 [5] (0:14.79)	0:59.41 [8] (0:11.64)	0:47.77 [7] (0:11.89)	0:35.88 [8] (0:12.07)	0:23.81 [8] (0:11.97)	0:11.84 [8] (0:11.84)	3.7L	0:35.88	+7
6	3 NERETVA Micheal Hellyer	6	65.2 Overall	0:11.58 1000m	1:14.31 [6] (0:14.05)	1:00.26 [1] (0:11.58)	0:48.68 [1] (0:11.94)	0:36.74 [2] (0:12.11)	0:24.63 [1] (0:12.09)	0:12.54 [3] (0:12.54)	4.2L	0:36.74	+4
7	4 CHARGED Kenji Yoshida	8	64.2 Overall	0:11.71 1000m	1:14.46 [7] (0:14.51)	0:59.95 [5] (0:11.71)	0:48.24 [6] (0:11.91)	0:36.33 [6] (0:11.99)	0:24.34 [5] (0:12.13)	0:12.21 [7] (0:12.21)	5L	0:36.33	+8
8	1 ISAREADY Alisha Donald	9	63.4 800m	0:11.78 1000m	1:15.04 [8] (0:14.71)	1:00.33 [7] (0:11.78)	0:48.55 [8] (0:11.79)	0:36.76 [7] (0:12.17)	0:24.59 [9] (0:12.00)	0:12.59 [9] (0:12.59)	8.3L	0:36.76	+11
9	11 FLICK Rikki Jamieson	1	66.7 Overall	0:11.48 1000m	1:15.50 [9] (0:14.22)	1:01.28 [2] (0:11.48)	0:49.80 [2] (0:11.89)	0:37.91 [1] (0:12.23)	0:25.68 [2] (0:12.39)	0:13.29 [6] (0:13.29)	10.8L	0:37.91	-2

Did Not Finish: Just Engaged (#2)

Scratched: Bring Me Flowers (#6)



Horse/Jockey Name	Little Miss Pixie
Final Rank	1
Fastest Section Time (Section)	0:11.38 (1000m)
Top Speed [km/h] (Section)	64.7 (400m)
Race State	Finished



Toowoomba QLD Professional

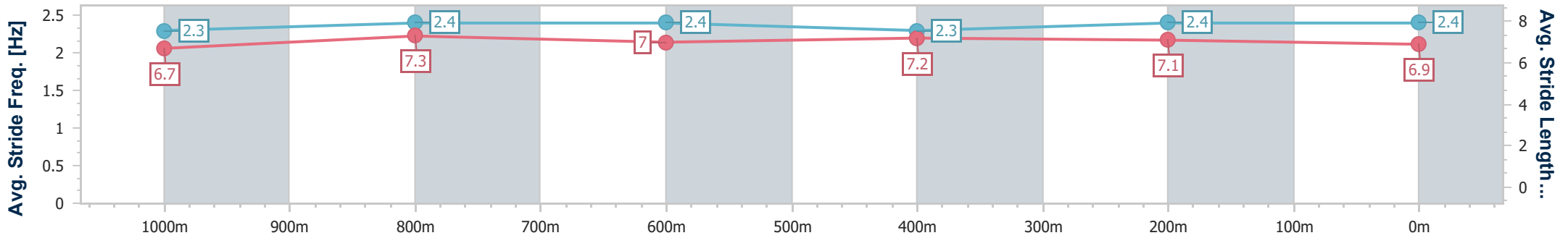
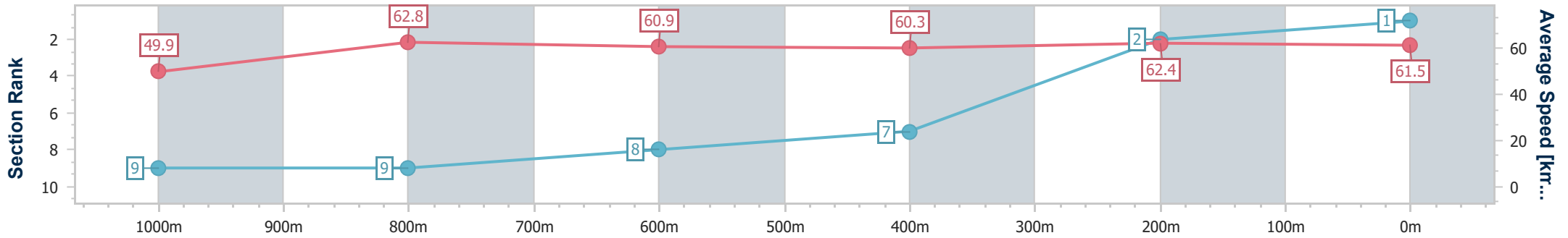
Race 1: BROWN & HURLEY BM62 Handicap - 1210m

11 March 2023 - 17:20



Track Rating: Soft 7, Weather: Raining, Rail Position: +4.0m Entire

Section	Overall	1000m	800m	600m	400m	200m
Section Times	1:13.50 [1] (0:15.18)	0:58.32 [9] (0:11.38)	0:46.94 [9] (0:11.71)	0:35.23 [8] (0:11.97)	0:23.26 [7] (0:11.57)	0:11.69 [2] (0:11.69)
Average Speed [km/h]	49.9	62.8	60.9	60.3	62.4	61.5
Top Speed [km/h]	63.5	64.5	62.4	61.7	64.7	63.1
Avg. Dist. to Rail [m]	5.6	1.4	1.9	0.6	0.6	1.8
Avg. Stride Freq. [Hz]	2.3	2.4	2.4	2.3	2.4	2.4
Avg. Stride Length [m]	6.7	7.3	7.0	7.2	7.1	6.9



- [] Ranking at each section and finish
- .-.- No data available at this section
- NA No data available



Horse/Jockey Name	Bringonthebubbles
Final Rank	2
Fastest Section Time (Section)	0:11.56 (400m)
Top Speed [km/h] (Section)	65.1 (Overall)
Race State	Finished



Toowoomba QLD Professional

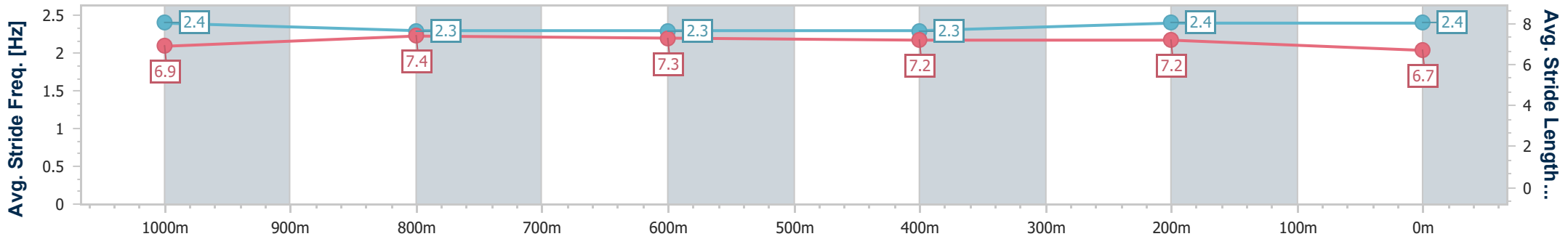
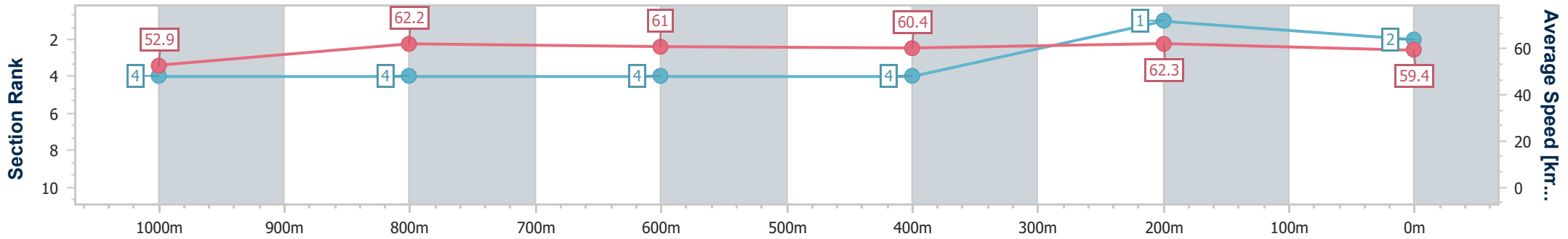
Race 1: BROWN & HURLEY BM62 Handicap - 1210m

11 March 2023 - 17:20



Track Rating: Soft 7, Weather: Raining, Rail Position: +4.0m Entire

Section	Overall	1000m	800m	600m	400m	200m
Section Times	1:13.61 [2] (0:14.32)	0:59.29 [4] (0:11.72)	0:47.57 [4] (0:11.84)	0:35.73 [4] (0:12.05)	0:23.68 [4] (0:11.56)	0:12.12 [1] (0:12.12)
Average Speed [km/h]	52.9	62.2	61.0	60.4	62.3	59.4
Top Speed [km/h]	65.1	65.0	61.6	61.8	63.7	61.2
Avg. Dist. to Rail [m]	5.0	3.1	1.4	1.9	0.6	1.4
Avg. Stride Freq. [Hz]	2.4	2.3	2.3	2.3	2.4	2.4
Avg. Stride Length [m]	6.9	7.4	7.3	7.2	7.2	6.7



- [] Ranking at each section and finish
- .-.- No data available at this section
- NA No data available



Horse/Jockey Name	Dragon Pins
Final Rank	3
Fastest Section Time (Section)	0:11.52 (1000m)
Top Speed [km/h] (Section)	64.8 (1000m)
Race State	Finished



Toowoomba QLD Professional

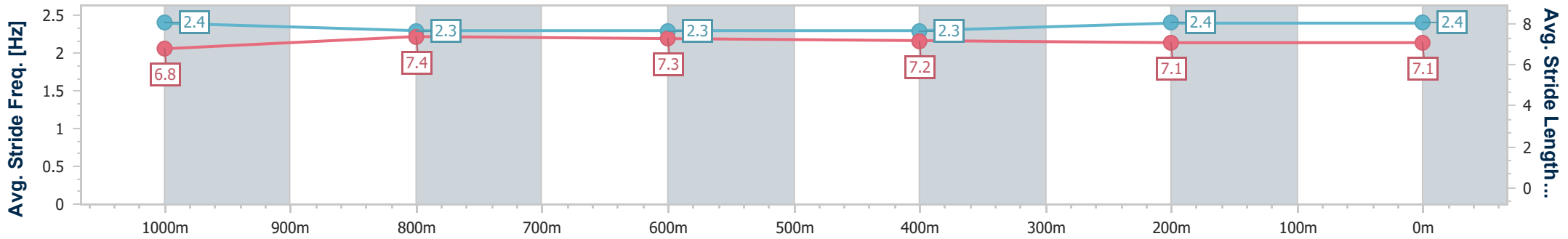
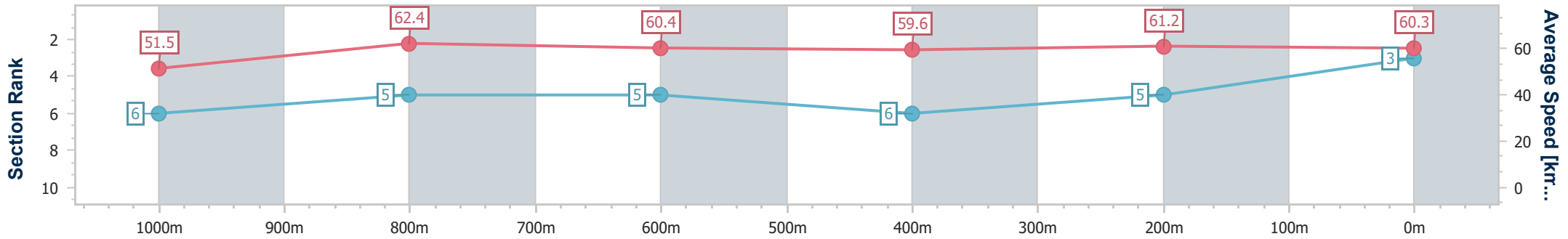
Race 1: BROWN & HURLEY BM62 Handicap - 1210m

11 March 2023 - 17:20



Track Rating: Soft 7, Weather: Raining, Rail Position: +4.0m Entire

Section	Overall	1000m	800m	600m	400m	200m
Section Times	1:13.96 [3] (0:14.67)	0:59.29 [6] (0:11.52)	0:47.77 [5] (0:11.91)	0:35.86 [5] (0:12.10)	0:23.76 [6] (0:11.84)	0:11.92 [5]
Average Speed [km/h]	51.5	62.4	60.4	59.6	61.2	60.3
Top Speed [km/h]	64.7	64.8	61.3	60.7	62.1	61.4
Avg. Dist. to Rail [m]	1.3	0.6	0.4	0.5	1.9	1.9
Avg. Stride Freq. [Hz]	2.4	2.3	2.3	2.3	2.4	2.4
Avg. Stride Length [m]	6.8	7.4	7.3	7.2	7.1	7.1



- [] Ranking at each section and finish
- .-.- No data available at this section
- NA No data available



Horse/Jockey Name	Don't Diss Around
Final Rank	4
Fastest Section Time (Section)	0:11.65 (1000m)
Top Speed [km/h] (Section)	65.0 (Overall)
Race State	Finished



Toowoomba QLD Professional

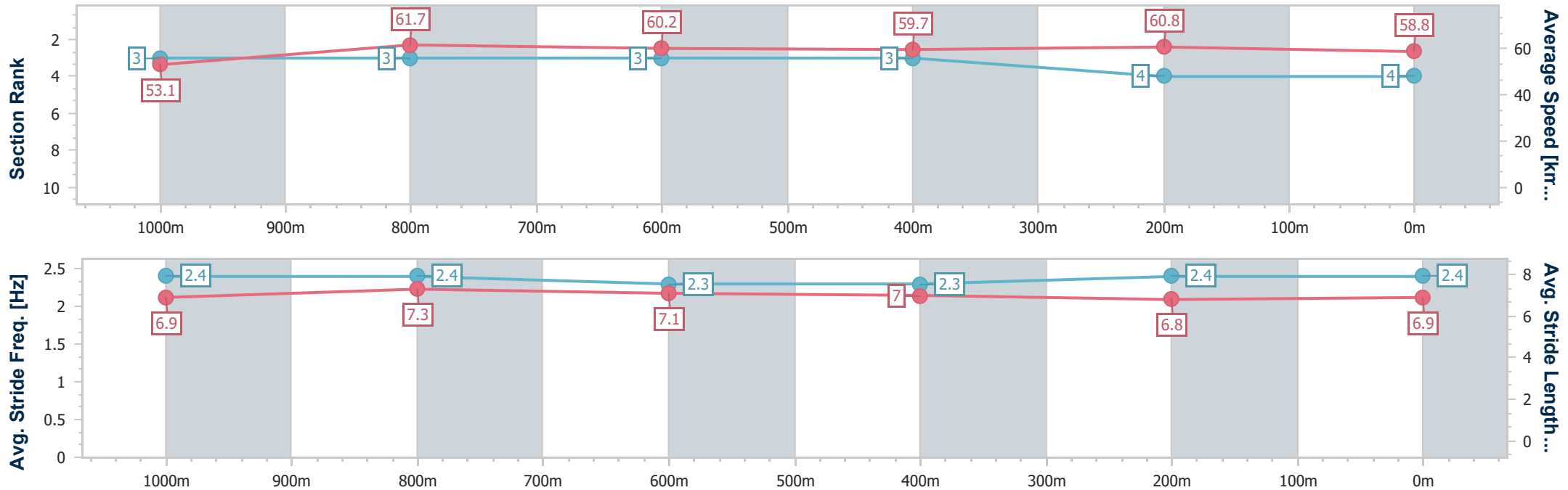
Race 1: BROWN & HURLEY BM62 Handicap - 1210m

11 March 2023 - 17:20



Track Rating: Soft 7, Weather: Raining, Rail Position: +4.0m Entire

Section	Overall	1000m	800m	600m	400m	200m
Section Times	1:14.04 [4] (0:14.26)	0:59.78 [3] (0:11.65)	0:48.13 [3] (0:11.94)	0:36.19 [3] (0:12.05)	0:24.14 [3] (0:11.94)	0:12.20 [4] (0:12.20)
Average Speed [km/h]	53.1	61.7	60.2	59.7	60.8	58.8
Top Speed [km/h]	65.0	63.5	60.8	61.3	61.9	61.8
Avg. Dist. to Rail [m]	0.9	0.6	0.4	0.2	1.8	0.8
Avg. Stride Freq. [Hz]	2.4	2.4	2.3	2.3	2.4	2.4
Avg. Stride Length [m]	6.9	7.3	7.1	7.0	6.8	6.9



- [] Ranking at each section and finish
- .-.- No data available at this section
- NA No data available



Horse/Jockey Name	Uncommon Valour
Final Rank	5
Fastest Section Time (Section)	0:11.64 (1000m)
Top Speed [km/h] (Section)	64.2 (1000m)
Race State	Finished



Toowoomba QLD Professional

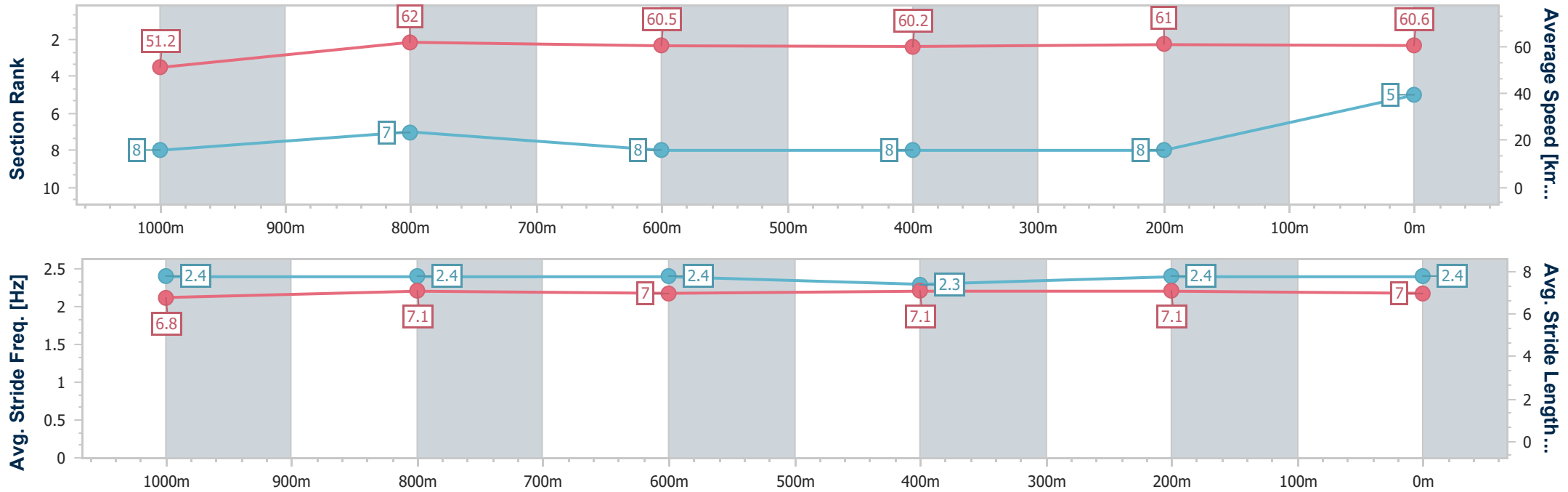
Race 1: BROWN & HURLEY BM62 Handicap - 1210m

11 March 2023 - 17:20



Track Rating: Soft 7, Weather: Raining, Rail Position: +4.0m Entire

Section	Overall	1000m	800m	600m	400m	200m
Section Times	1:14.20 [5] (0:14.79)	0:59.41 [8] (0:11.64)	0:47.77 [7] (0:11.89)	0:35.88 [8] (0:12.07)	0:23.81 [8] (0:11.97)	0:11.84 [8] (0:11.84)
Average Speed [km/h]	51.2	62.0	60.5	60.2	61.0	60.6
Top Speed [km/h]	63.8	64.2	61.5	61.5	62.3	62.2
Avg. Dist. to Rail [m]	5.8	0.9	0.4	1.4	4.2	4.9
Avg. Stride Freq. [Hz]	2.4	2.4	2.4	2.3	2.4	2.4
Avg. Stride Length [m]	6.8	7.1	7.0	7.1	7.1	7.0



- [] Ranking at each section and finish
- .-.- No data available at this section
- NA No data available



Horse/Jockey Name	Neretva
Final Rank	6
Fastest Section Time (Section)	0:11.58 (1000m)
Top Speed [km/h] (Section)	65.2 (Overall)
Race State	Finished



Toowoomba QLD Professional

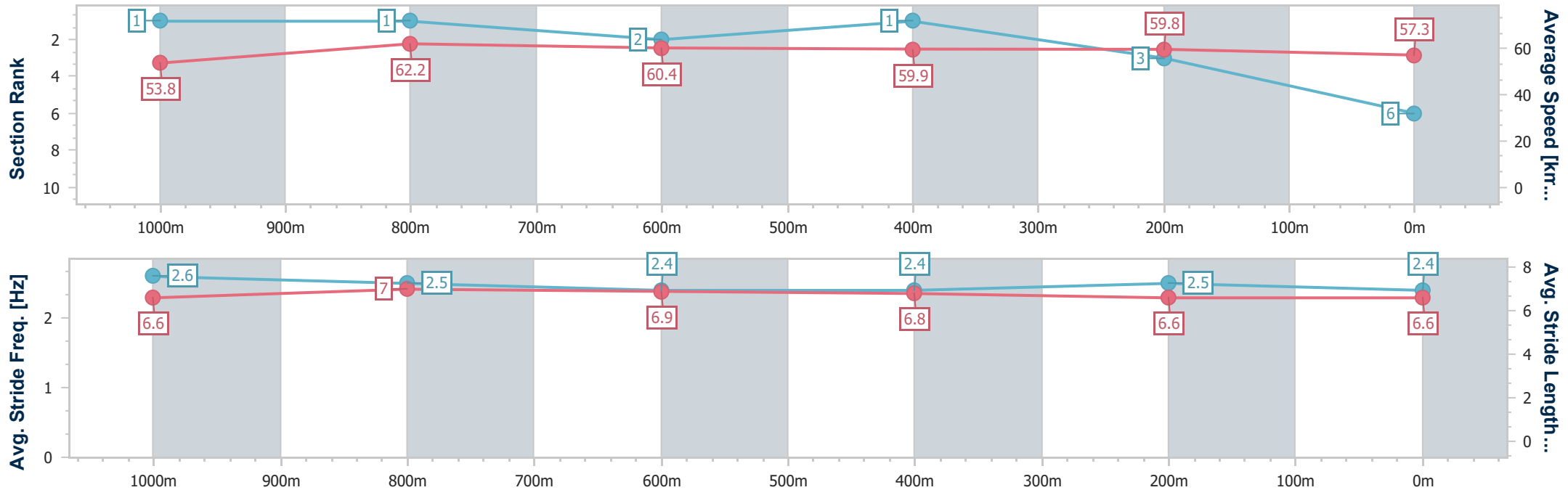
Race 1: BROWN & HURLEY BM62 Handicap - 1210m

11 March 2023 - 17:20



Track Rating: Soft 7, Weather: Raining, Rail Position: +4.0m Entire

Section	Overall	1000m	800m	600m	400m	200m
Section Times	1:14.31 [6] (0:14.05)	1:00.26 [1] (0:11.58)	0:48.68 [1] (0:11.94)	0:36.74 [2] (0:12.11)	0:24.63 [1] (0:12.09)	0:12.54 [3] (0:12.54)
Average Speed [km/h]	53.8	62.2	60.4	59.9	59.8	57.3
Top Speed [km/h]	65.2	64.7	60.8	60.8	60.5	59.7
Avg. Dist. to Rail [m]	3.0	0.5	0.9	1.2	0.9	0.5
Avg. Stride Freq. [Hz]	2.6	2.5	2.4	2.4	2.5	2.4
Avg. Stride Length [m]	6.6	7.0	6.9	6.8	6.6	6.6



- [] Ranking at each section and finish
- .-.- No data available at this section
- NA No data available



Horse/Jockey Name	Charged
Final Rank	7
Fastest Section Time (Section)	0:11.71 (1000m)
Top Speed [km/h] (Section)	64.2 (Overall)
Race State	Finished



Toowoomba QLD Professional

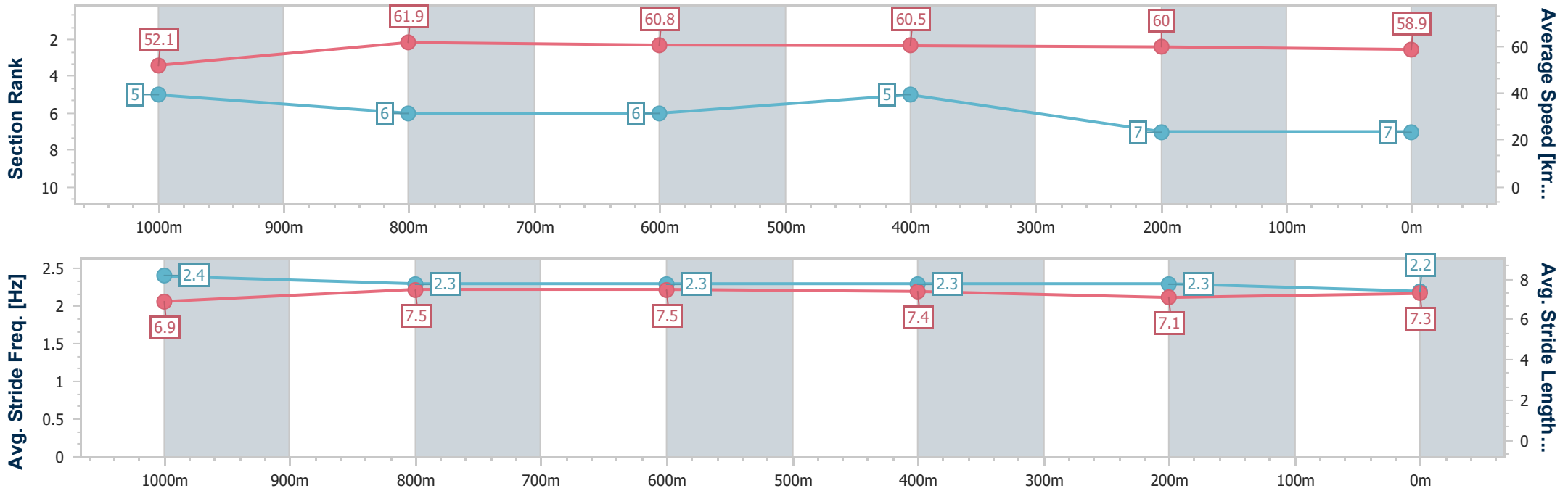
Race 1: BROWN & HURLEY BM62 Handicap - 1210m

11 March 2023 - 17:20



Track Rating: Soft 7, Weather: Raining, Rail Position: +4.0m Entire

Section	Overall	1000m	800m	600m	400m	200m
Section Times	1:14.46 [7] (0:14.51)	0:59.95 [5] (0:11.71)	0:48.24 [6] (0:11.91)	0:36.33 [6] (0:11.99)	0:24.34 [5] (0:12.13)	0:12.21 [7] (0:12.21)
Average Speed [km/h]	52.1	61.9	60.8	60.5	60.0	58.9
Top Speed [km/h]	64.2	64.0	61.5	61.5	61.1	60.3
Avg. Dist. to Rail [m]	4.3	2.3	1.0	1.7	3.2	2.6
Avg. Stride Freq. [Hz]	2.4	2.3	2.3	2.3	2.3	2.2
Avg. Stride Length [m]	6.9	7.5	7.5	7.4	7.1	7.3



- [] Ranking at each section and finish
- .-.- No data available at this section
- NA No data available



Horse/Jockey Name	Isaready
Final Rank	8
Fastest Section Time (Section)	0:11.78 (1000m)
Top Speed [km/h] (Section)	63.4 (800m)
Race State	Finished



Toowoomba QLD Professional

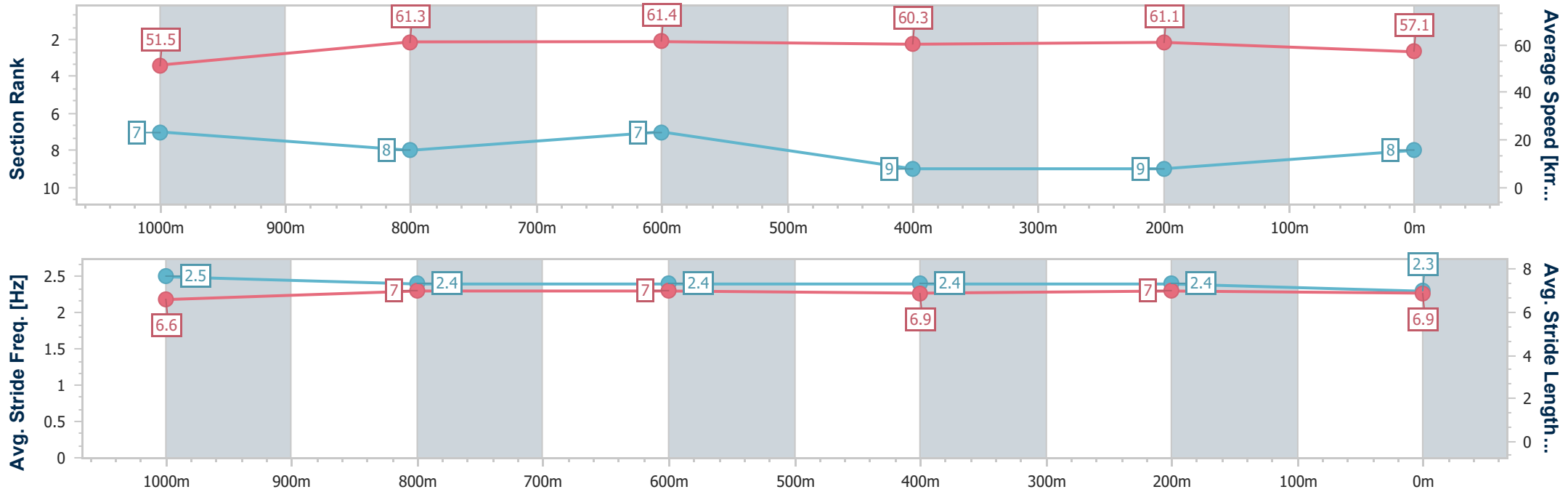
Race 1: BROWN & HURLEY BM62 Handicap - 1210m

11 March 2023 - 17:20



Track Rating: Soft 7, Weather: Raining, Rail Position: +4.0m Entire

Section	Overall	1000m	800m	600m	400m	200m
Section Times	1:15.04 [8] (0:14.71)	1:00.33 [7] (0:11.78)	0:48.55 [8] (0:11.79)	0:36.76 [7] (0:12.17)	0:24.59 [9] (0:12.00)	0:12.59 [9] (0:12.59)
Average Speed [km/h]	51.5	61.3	61.4	60.3	61.1	57.1
Top Speed [km/h]	62.8	62.4	63.4	62.1	62.5	59.5
Avg. Dist. to Rail [m]	6.0	1.9	1.5	3.7	6.0	5.1
Avg. Stride Freq. [Hz]	2.5	2.4	2.4	2.4	2.4	2.3
Avg. Stride Length [m]	6.6	7.0	7.0	6.9	7.0	6.9



- [] Ranking at each section and finish
- .-.- No data available at this section
- NA No data available



Horse/Jockey Name	Flick
Final Rank	9
Fastest Section Time (Section)	0:11.48 (1000m)
Top Speed [km/h] (Section)	66.7 (Overall)
Race State	Finished



Toowoomba QLD Professional

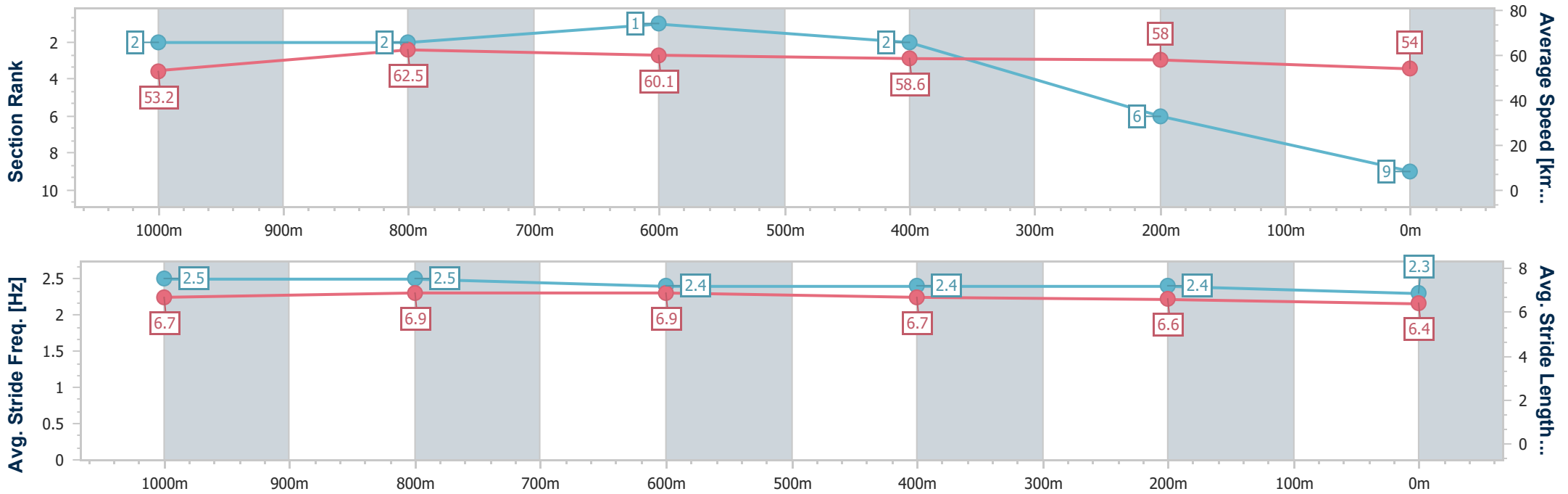
Race 1: BROWN & HURLEY BM62 Handicap - 1210m

11 March 2023 - 17:20



Track Rating: Soft 7, Weather: Raining, Rail Position: +4.0m Entire

Section	Overall	1000m	800m	600m	400m	200m
Section Times	1:15.50 [9] (0:14.22)	1:01.28 [2] (0:11.48)	0:49.80 [2] (0:11.89)	0:37.91 [1] (0:12.23)	0:25.68 [2] (0:12.39)	0:13.29 [6] (0:13.29)
Average Speed [km/h]	53.2	62.5	60.1	58.6	58.0	54.0
Top Speed [km/h]	66.7	65.5	61.1	59.3	59.1	56.2
Avg. Dist. to Rail [m]	0.9	0.9	2.1	0.9	0.7	1.3
Avg. Stride Freq. [Hz]	2.5	2.5	2.4	2.4	2.4	2.3
Avg. Stride Length [m]	6.7	6.9	6.9	6.7	6.6	6.4



- [] Ranking at each section and finish
- .-.-.- No data available at this section
- NA No data available



Horse/Jockey Name	Just Engaged
Final Rank	2147483647
Fastest Section Time (Section)	0:33.01 (Overall)
Top Speed [km/h] (Section)	42.2 (Overall)
Race State	DidNotFinish



Toowoomba QLD Professional

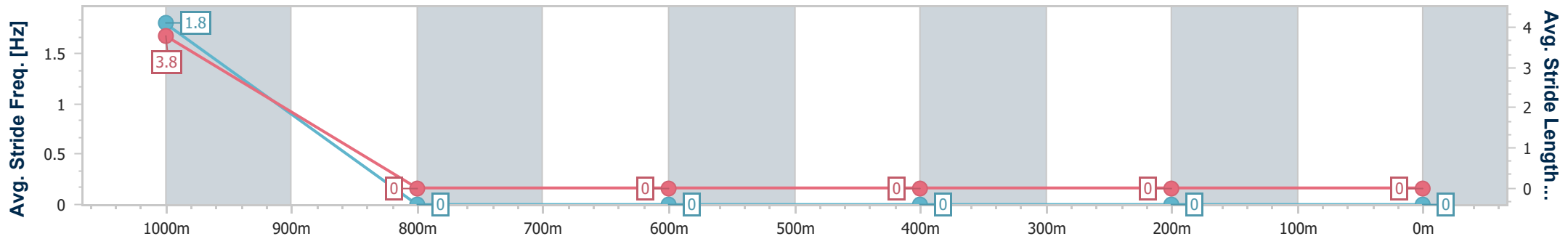
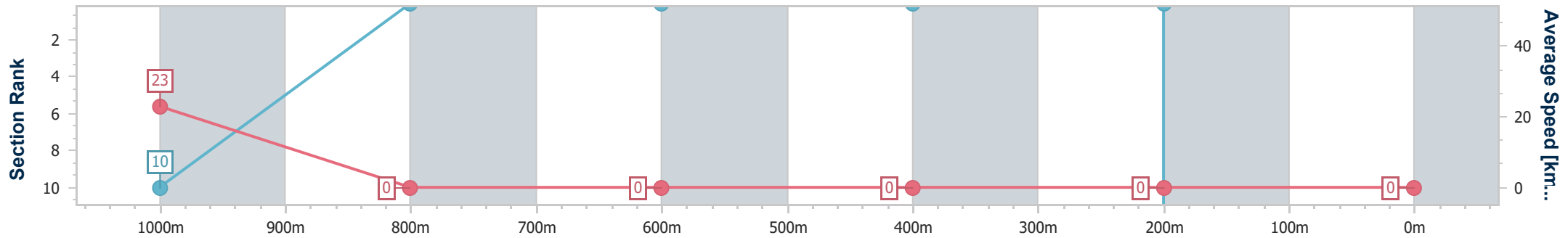
Race 1: BROWN & HURLEY BM62 Handicap - 1210m

11 March 2023 - 17:20



Track Rating: Soft 7, Weather: Raining, Rail Position: +4.0m Entire

Section	Overall	1000m	800m	600m	400m	200m								
Section Times	0:00.00 [2147483647 1 (0:33.01)	-:--	-:--	-:--	-:--	-:--								
Average Speed [km/h]	23.0	0.0	0.0	0.0	0.0	0.0								
Top Speed [km/h]	42.2	--	--	--	--	--								
Avg. Dist. to Rail [m]	13.7	0.0	0.0	0.0	0.0	0.0								
Avg. Stride Freq. [Hz]	1.8	--	--	--	--	--								
Avg. Stride Length [m]	3.8	--	--	--	--	--								



- [] Ranking at each section and finish
- :-- No data available at this section
- NA No data available

- [] Ranking at each section and finish
- :--:- No data available at this section
- NA No data available