



Eagle Farm QLD Professional

Race 8: AIRTOUCH QTIS Three-Years-Old Handicap - 1400m

11 March 2023 - 16:33



BRISBANE
RACING CLUB

Track Rating: Good 4, Weather: Overcast, Rail Position: +6m Entire

Section												Last 600m	
Field Times												0:35.57	
	Overall	1200m	1000m	800m	600m	400m							
	1:25.21 (0:13.82)	1:11.39 (0:11.15)	1:00.24 (0:12.19)	0:48.05 (0:12.48)	0:35.57 (0:12.12)	0:23.45 (0:11.49)							
Rank	TAB	Horse/Jockey	Barrier	Top Speed [km/h]	Fastest Section							Distance Travelled [m]	
1	12	SPEAK UP Angela Jones	6	66.4 400m	0:11.04 400m	1:25.21 [1] (0:14.52)	1:10.69 [7] (0:11.22)	0:59.47 [7] (0:12.13)	0:47.34 [7] (0:12.68)	0:34.66 [8] (0:11.75)	0:22.91 [9] (0:11.04)	0:34.66	
2	8	CRANKY HARRY Corey Bayliss	8	66.7 1200m	0:11.18 1200m	1:25.24 [2] (0:13.82)	1:11.42 [1] (0:11.18)	1:00.24 [2] (0:12.16)	0:48.08 [1] (0:12.66)	0:35.42 [2] (0:11.94)	0:23.48 [1] (0:11.49)	0:35.42	+2
3	14	BETTCHA THE CROWN Mark Du Plessis	3	65.4 1200m	0:11.24 1200m	1:25.52 [3] (0:13.98)	1:11.54 [3] (0:11.24)	1:00.30 [3] (0:12.12)	0:48.18 [3] (0:12.58)	0:35.60 [3] (0:11.93)	0:23.67 [3] (0:11.40)	0:35.60	-2
4	7	BROOKHAVEN Justin Huxtable	11	67.5 400m	0:11.02 400m	1:25.61 [4] (0:14.66)	1:10.95 [9] (0:11.27)	0:59.68 [9] (0:12.03)	0:47.65 [9] (0:12.66)	0:34.99 [9] (0:11.68)	0:23.31 [8] (0:11.02)	0:34.99	+5
5	3	ATLANTIC OCEAN James Orman	10	65.1 600m	0:11.29 1200m	1:25.82 [5] (0:14.52)	1:11.30 [8] (0:11.29)	1:00.01 [8] (0:12.09)	0:47.92 [8] (0:12.45)	0:35.47 [7] (0:11.72)	0:23.75 [6] (0:11.34)	0:35.47	+4
6	9	VEANDECHANCE Kyle Wilson-Taylor	7	65.7 400m	0:11.23 1200m	1:25.83 [6] (0:14.30)	1:11.53 [6] (0:11.23)	1:00.30 [6] (0:12.15)	0:48.15 [6] (0:12.62)	0:35.53 [5] (0:11.80)	0:23.73 [7] (0:11.37)	0:35.53	+1
7	1	EXECUTIVE STRESS Andrew Mallyon	5	66.9 1200m	0:11.06 1200m	1:25.94 [7] (0:13.91)	1:12.03 [2] (0:11.06)	1:00.97 [1] (0:12.40)	0:48.57 [4] (0:12.67)	0:35.90 [4] (0:11.90)	0:24.00 [4] (0:11.48)	0:35.90	+3
8	10	BELLZEN Nikita Beriman	12	65.3 1200m	0:11.30 1200m	1:26.17 [8] (0:14.22)	1:11.95 [5] (0:11.30)	1:00.65 [5] (0:12.12)	0:48.53 [5] (0:12.67)	0:35.86 [6] (0:11.71)	0:24.15 [5] (0:11.47)	0:35.86	+10
9	6	REBEL NEWS Boris Thornton	4	65.1 1200m	0:11.26 1200m	1:28.78 [9] (0:14.00)	1:14.78 [4] (0:11.26)	1:03.52 [4] (0:11.97)	0:51.55 [2] (0:12.41)	0:39.14 [1] (0:12.18)	0:26.96 [2] (0:12.12)	0:39.14	-2

Scratched: Altar Boy (#4), Diana's Affair (#5), Radiant Queen (#13), Hang Five (#2), Suisse Scandal (#11)



Eagle Farm QLD Professional

Race 8: AIRTOUCH QTIS Three-Years-Old Handicap - 1400m

11 March 2023 - 16:33



BRISBANE
RACING CLUB

Track Rating: Good 4, Weather: Overcast, Rail Position: +6m Entire

Section				200m				Last 600m	
Field Times				0:11.96 (0:11.96)				0:35.57	
Rank	TAB	Horse/Jockey	Barrier	Top Speed [km/h]	Fastest Section	Margin			Distance Travelled [m]
1	12	SPEAK UP Angela Jones	6	66.4 400m	0:11.04 400m	0:11.87 [4] (0:11.87)	1:25.21		0:34.66
2	8	CRANKY HARRY Corey Bayliss	8	66.7 1200m	0:11.18 1200m	0:11.99 [2] (0:11.99)	0.19L		0:35.42 +2
3	14	BETTCHA THE CROWN Mark Du Plessis	3	65.4 1200m	0:11.24 1200m	0:12.27 [1] (0:12.27)	1.85L		0:35.60 -2
4	7	BROOKHAVEN Justin Huxtable	11	67.5 400m	0:11.02 400m	0:12.29 [3] (0:12.29)	2.36L		0:34.99 +5
5	3	ATLANTIC OCEAN James Orman	10	65.1 600m	0:11.29 1200m	0:12.41 [5] (0:12.41)	3.63L		0:35.47 +4
6	9	VEANDECHANCE Kyle Wilson-Taylor	7	65.7 400m	0:11.23 1200m	0:12.36 [7] (0:12.36)	3.66L		0:35.53 +1
7	1	EXECUTIVE STRESS Andrew Mallyon	5	66.9 1200m	0:11.06 1200m	0:12.52 [6] (0:12.52)	4.32L		0:35.90 +3
8	10	BELLZEN Nikita Beriman	12	65.3 1200m	0:11.30 1200m	0:12.68 [8] (0:12.68)	5.69L		0:35.86 +10
9	6	REBEL NEWS Boris Thornton	4	65.1 1200m	0:11.26 1200m	0:14.84 [9] (0:14.84)	21.03L		0:39.14 -2

Scratched: Altar Boy (#4), Diana's Affair (#5), Radiant Queen (#13), Hang Five (#2), Suisse Scandal (#11)



Horse/Jockey Name	Speak Up
Final Rank	1
Fastest Section Time (Section)	0:11.04 (400m)
Top Speed [km/h] (Section)	66.4 (400m)
Race State	Finished



Eagle Farm QLD Professional

Race 8: AIRTOUCH QTIS Three-Years-Old Handicap - 1400m

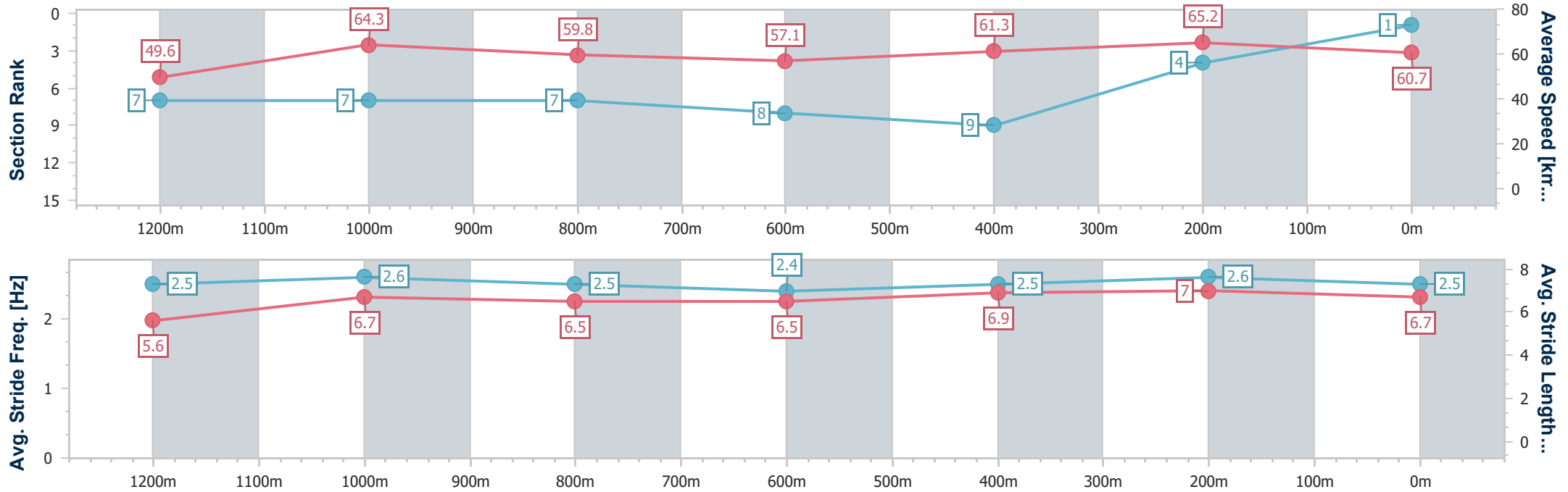
11 March 2023 - 16:33

Track Rating: Good 4, Weather: Overcast, Rail Position: +6m Entire



BRISBANE RACING CLUB

Section	Overall	1200m	1000m	800m	600m	400m	200m
Section Times	1:25.21 [1] (0:14.52)	1:10.69 [7] (0:11.22)	0:59.47 [7] (0:12.13)	0:47.34 [7] (0:12.68)	0:34.66 [8] (0:11.75)	0:22.91 [9] (0:11.04)	0:11.87 [4] (0:11.87)
Average Speed [km/h]	49.6	64.3	59.8	57.1	61.3	65.2	60.7
Top Speed [km/h]	64.2	65.1	62.2	58.1	64.1	66.4	63.6
Avg. Dist. to Rail [m]	1.9	2.0	1.7	1.0	0.8	2.1	1.5
Avg. Stride Freq. [Hz]	2.5	2.6	2.5	2.4	2.5	2.6	2.5
Avg. Stride Length [m]	5.6	6.7	6.5	6.5	6.9	7.0	6.7



- [] Ranking at each section and finish
- .-.- No data available at this section
- NA No data available



Horse/Jockey Name	Cranky Harry
Final Rank	2
Fastest Section Time (Section)	0:11.18 (1200m)
Top Speed [km/h] (Section)	66.7 (1200m)
Race State	Finished



Eagle Farm QLD Professional

Race 8: AIRTOUCH QTIS Three-Years-Old Handicap - 1400m

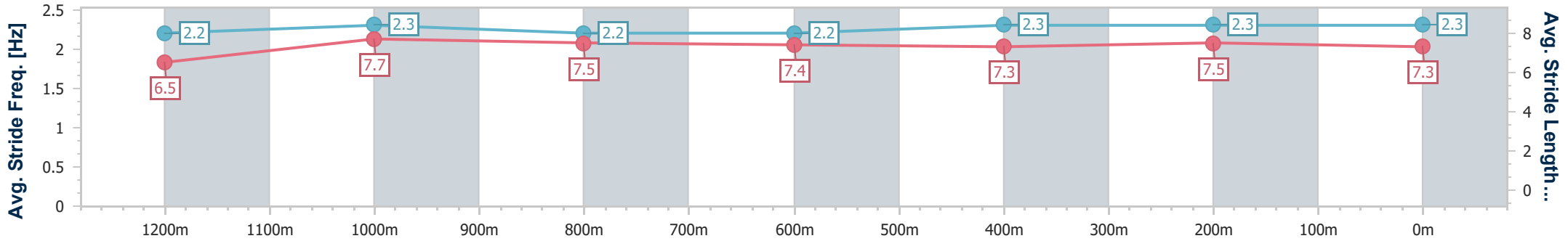
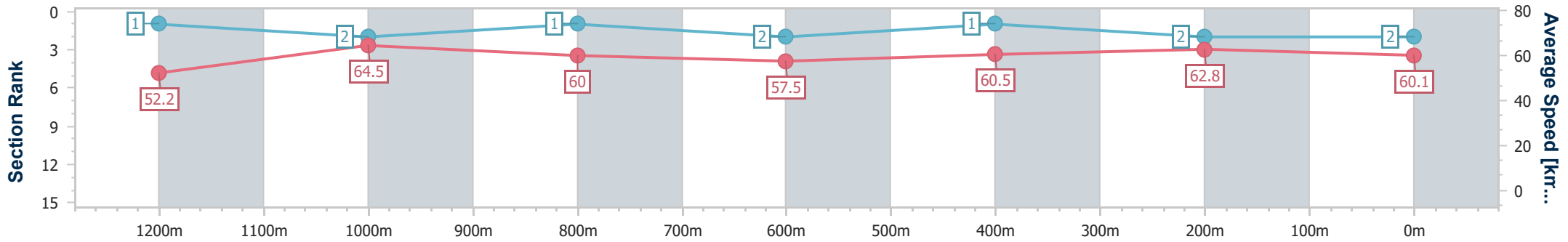
11 March 2023 - 16:33

Track Rating: Good 4, Weather: Overcast, Rail Position: +6m Entire



BRISBANE RACING CLUB

Section	Overall	1200m	1000m	800m	600m	400m	200m
Section Times	1:25.24 [2] (0:13.82)	1:11.42 [1] (0:11.18)	1:00.24 [2] (0:12.16)	0:48.08 [1] (0:12.66)	0:35.42 [2] (0:11.94)	0:23.48 [1] (0:11.49)	0:11.99 [2] (0:11.99)
Average Speed [km/h]	52.2	64.5	60.0	57.5	60.5	62.8	60.1
Top Speed [km/h]	65.7	66.7	61.9	58.3	62.9	64.4	61.8
Avg. Dist. to Rail [m]	3.2	3.1	2.4	2.7	0.7	1.8	0.5
Avg. Stride Freq. [Hz]	2.2	2.3	2.2	2.2	2.3	2.3	2.3
Avg. Stride Length [m]	6.5	7.7	7.5	7.4	7.3	7.5	7.3



- [] Ranking at each section and finish
- .-.- No data available at this section
- NA No data available



Horse/Jockey Name	Bettcha The Crown
Final Rank	3
Fastest Section Time (Section)	0:11.24 (1200m)
Top Speed [km/h] (Section)	65.4 (1200m)
Race State	Finished



Eagle Farm QLD Professional

Race 8: AIRTOUCH QTIS Three-Years-Old Handicap - 1400m

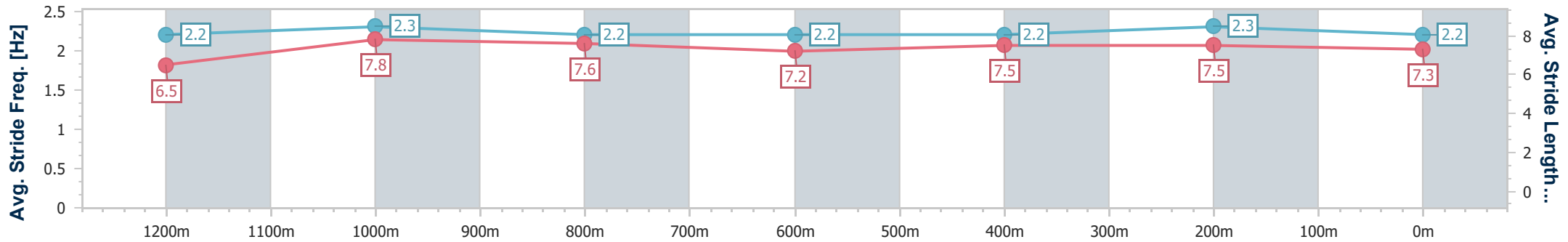
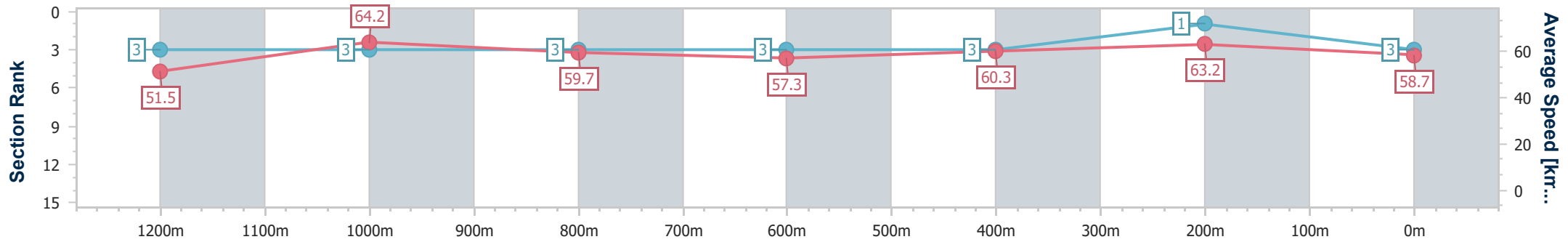
11 March 2023 - 16:33

Track Rating: Good 4, Weather: Overcast, Rail Position: +6m Entire



BRISBANE RACING CLUB

Section	Overall	1200m	1000m	800m	600m	400m	200m
Section Times	1:25.52 [3] (0:13.98)	1:11.54 [3] (0:11.24)	1:00.30 [3] (0:12.12)	0:48.18 [3] (0:12.58)	0:35.60 [3] (0:11.93)	0:23.67 [3] (0:11.40)	0:12.27 [1] (0:12.27)
Average Speed [km/h]	51.5	64.2	59.7	57.3	60.3	63.2	58.7
Top Speed [km/h]	64.6	65.4	62.1	57.9	63.5	64.2	61.8
Avg. Dist. to Rail [m]	1.0	1.6	1.0	0.4	0.3	0.6	1.2
Avg. Stride Freq. [Hz]	2.2	2.3	2.2	2.2	2.2	2.3	2.2
Avg. Stride Length [m]	6.5	7.8	7.6	7.2	7.5	7.5	7.3



- [] Ranking at each section and finish
- .-.- No data available at this section
- NA No data available



Horse/Jockey Name	Brookhaven
Final Rank	4
Fastest Section Time (Section)	0:11.02 (400m)
Top Speed [km/h] (Section)	67.5 (400m)
Race State	Finished



Eagle Farm QLD Professional

Race 8: AIRTOUCH QTIS Three-Years-Old Handicap - 1400m

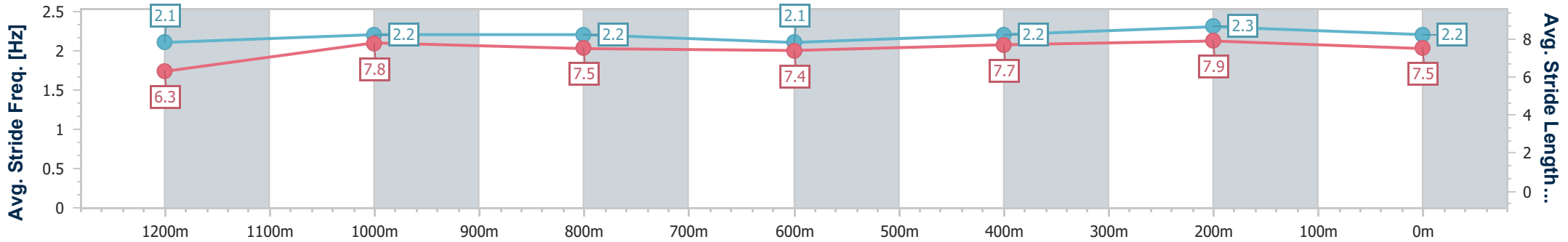
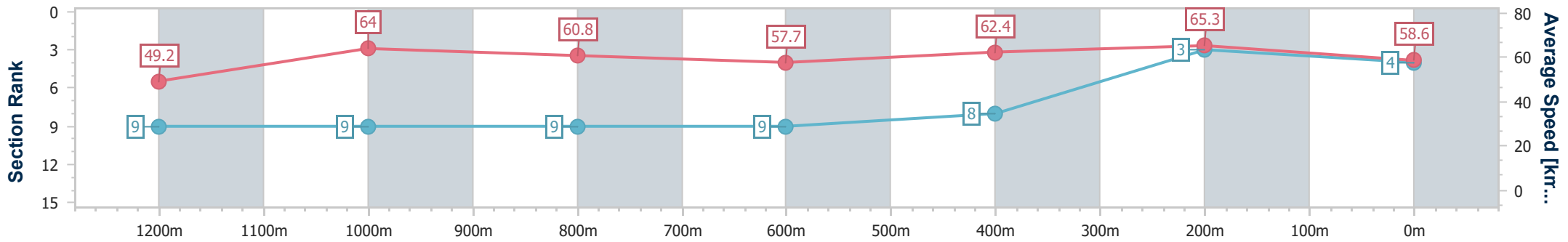
11 March 2023 - 16:33

Track Rating: Good 4, Weather: Overcast, Rail Position: +6m Entire



BRISBANE RACING CLUB

Section	Overall	1200m	1000m	800m	600m	400m	200m
Section Times	1:25.61 [4] (0:14.66)	1:10.95 [9] (0:11.27)	0:59.68 [9] (0:12.03)	0:47.65 [9] (0:12.66)	0:34.99 [9] (0:11.68)	0:23.31 [8] (0:11.02)	0:12.29 [3] (0:12.29)
Average Speed [km/h]	49.2	64.0	60.8	57.7	62.4	65.3	58.6
Top Speed [km/h]	65.2	65.2	63.6	58.9	66.8	67.5	62.0
Avg. Dist. to Rail [m]	4.4	3.4	3.3	3.2	2.4	7.1	7.7
Avg. Stride Freq. [Hz]	2.1	2.2	2.2	2.1	2.2	2.3	2.2
Avg. Stride Length [m]	6.3	7.8	7.5	7.4	7.7	7.9	7.5



- [] Ranking at each section and finish
- .-.- No data available at this section
- NA No data available



Horse/Jockey Name	Atlantic Ocean
Final Rank	5
Fastest Section Time (Section)	0:11.29 (1200m)
Top Speed [km/h] (Section)	65.1 (600m)
Race State	Finished



Eagle Farm QLD Professional

Race 8: AIRTOUCH QTIS Three-Years-Old Handicap - 1400m

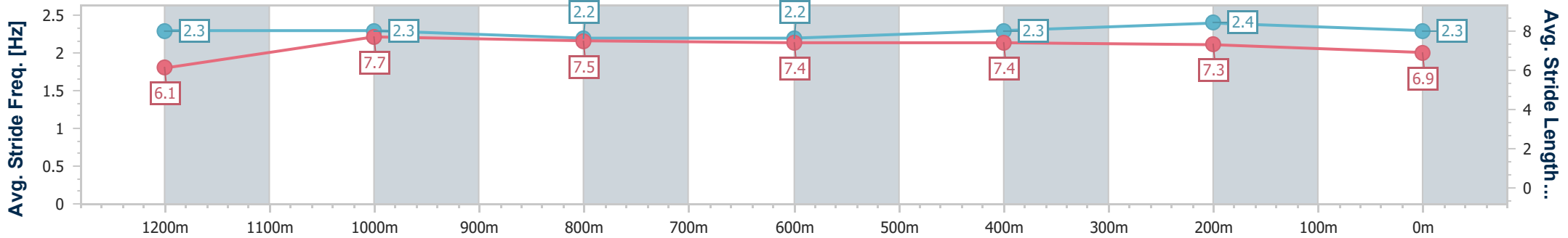
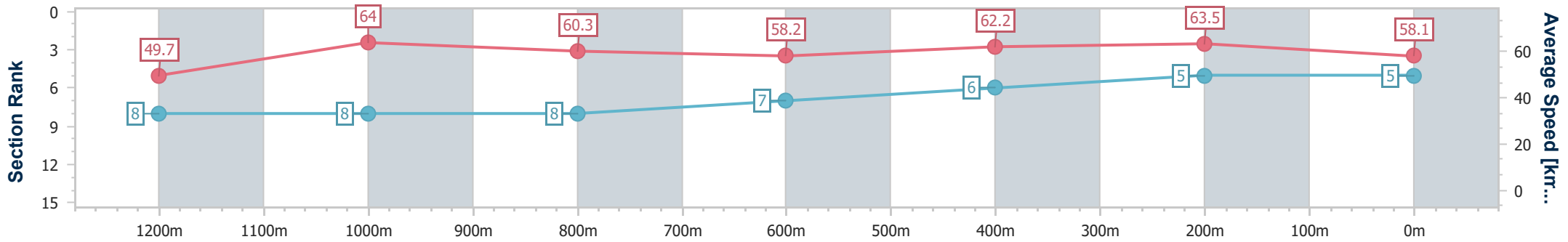
11 March 2023 - 16:33

Track Rating: Good 4, Weather: Overcast, Rail Position: +6m Entire



BRISBANE RACING CLUB

Section	Overall	1200m	1000m	800m	600m	400m	200m
Section Times	1:25.82 [5] (0:14.52)	1:11.30 [8] (0:11.29)	1:00.01 [8] (0:12.09)	0:47.92 [8] (0:12.45)	0:35.47 [7] (0:11.72)	0:23.75 [6] (0:11.34)	0:12.41 [5] (0:12.41)
Average Speed [km/h]	49.7	64.0	60.3	58.2	62.2	63.5	58.1
Top Speed [km/h]	64.1	64.8	62.5	59.0	65.1	65.0	60.6
Avg. Dist. to Rail [m]	4.8	4.0	2.4	1.3	2.8	7.3	7.5
Avg. Stride Freq. [Hz]	2.3	2.3	2.2	2.2	2.3	2.4	2.3
Avg. Stride Length [m]	6.1	7.7	7.5	7.4	7.4	7.3	6.9



- [] Ranking at each section and finish
- .-.- No data available at this section
- NA No data available



Horse/Jockey Name	Veandechance
Final Rank	6
Fastest Section Time (Section)	0:11.23 (1200m)
Top Speed [km/h] (Section)	65.7 (400m)
Race State	Finished



Eagle Farm QLD Professional

Race 8: AIRTOUCH QTIS Three-Years-Old Handicap - 1400m

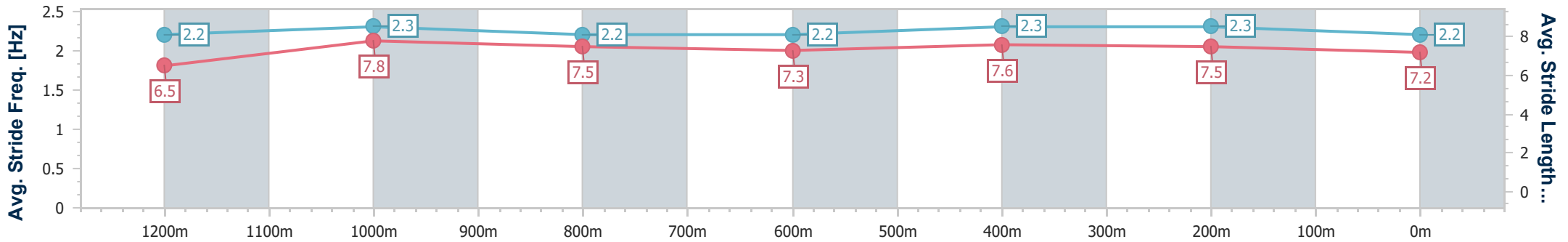
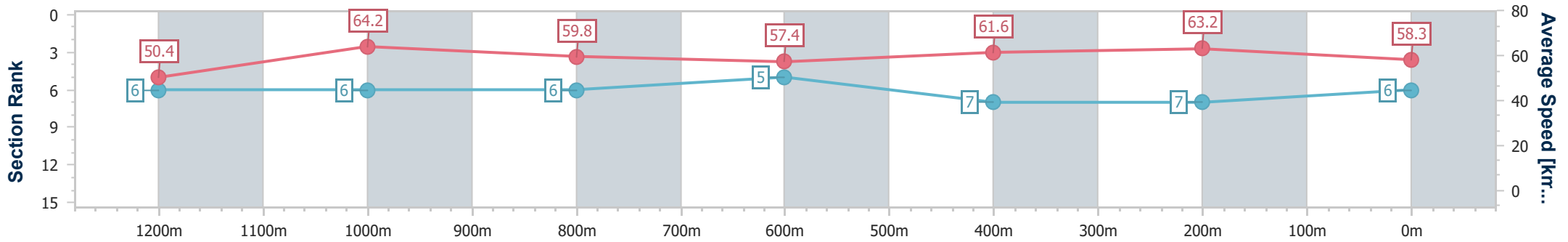
11 March 2023 - 16:33

Track Rating: Good 4, Weather: Overcast, Rail Position: +6m Entire



BRISBANE RACING CLUB

Section	Overall	1200m	1000m	800m	600m	400m	200m
Section Times	1:25.83 [6] (0:14.30)	1:11.53 [6] (0:11.23)	1:00.30 [6] (0:12.15)	0:48.15 [6] (0:12.62)	0:35.53 [5] (0:11.80)	0:23.73 [7] (0:11.37)	0:12.36 [7] (0:12.36)
Average Speed [km/h]	50.4	64.2	59.8	57.4	61.6	63.2	58.3
Top Speed [km/h]	64.5	65.2	62.8	58.0	64.9	65.7	61.6
Avg. Dist. to Rail [m]	2.9	2.1	1.9	1.5	1.7	5.5	4.8
Avg. Stride Freq. [Hz]	2.2	2.3	2.2	2.2	2.3	2.3	2.2
Avg. Stride Length [m]	6.5	7.8	7.5	7.3	7.6	7.5	7.2



- [] Ranking at each section and finish
- .-.- No data available at this section
- NA No data available



Horse/Jockey Name	Executive Stress
Final Rank	7
Fastest Section Time (Section)	0:11.06 (1200m)
Top Speed [km/h] (Section)	66.9 (1200m)
Race State	Finished



Eagle Farm QLD Professional

Race 8: AIRTOUCH QTIS Three-Years-Old Handicap - 1400m

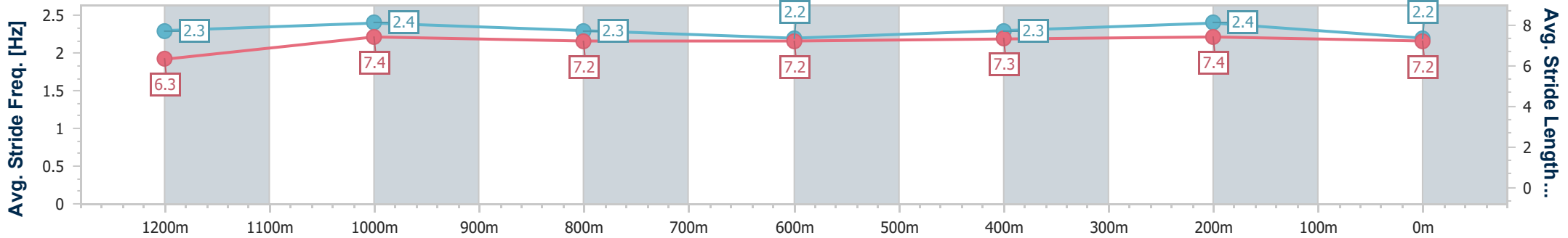
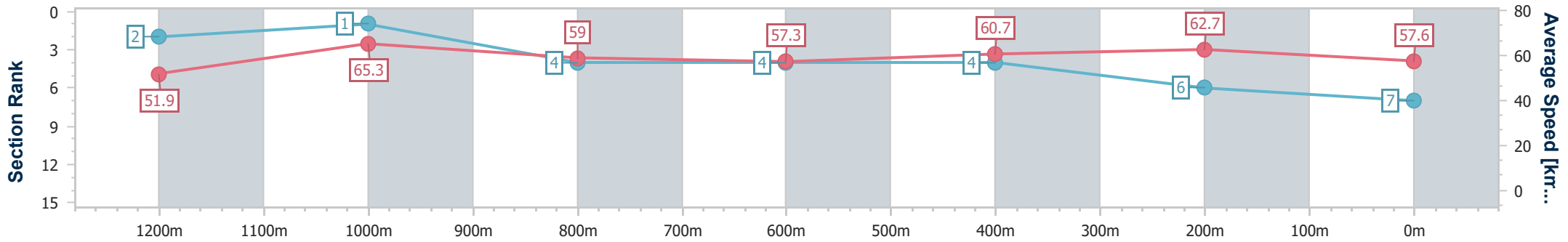
11 March 2023 - 16:33

Track Rating: Good 4, Weather: Overcast, Rail Position: +6m Entire



BRISBANE RACING CLUB

Section	Overall	1200m	1000m	800m	600m	400m	200m
Section Times	1:25.94 [7] (0:13.91)	1:12.03 [2] (0:11.06)	1:00.97 [1] (0:12.40)	0:48.57 [4] (0:12.67)	0:35.90 [4] (0:11.90)	0:24.00 [4] (0:11.48)	0:12.52 [6] (0:12.52)
Average Speed [km/h]	51.9	65.3	59.0	57.3	60.7	62.7	57.6
Top Speed [km/h]	66.8	66.9	61.9	58.5	62.6	63.3	62.5
Avg. Dist. to Rail [m]	2.9	3.9	3.2	1.8	0.7	3.4	2.9
Avg. Stride Freq. [Hz]	2.3	2.4	2.3	2.2	2.3	2.4	2.2
Avg. Stride Length [m]	6.3	7.4	7.2	7.2	7.3	7.4	7.2



- [] Ranking at each section and finish
- .-.- No data available at this section
- NA No data available



Horse/Jockey Name	Bellzen
Final Rank	8
Fastest Section Time (Section)	0:11.30 (1200m)
Top Speed [km/h] (Section)	65.3 (1200m)
Race State	Finished



Eagle Farm QLD Professional

Race 8: AIRTOUCH QTIS Three-Years-Old Handicap - 1400m

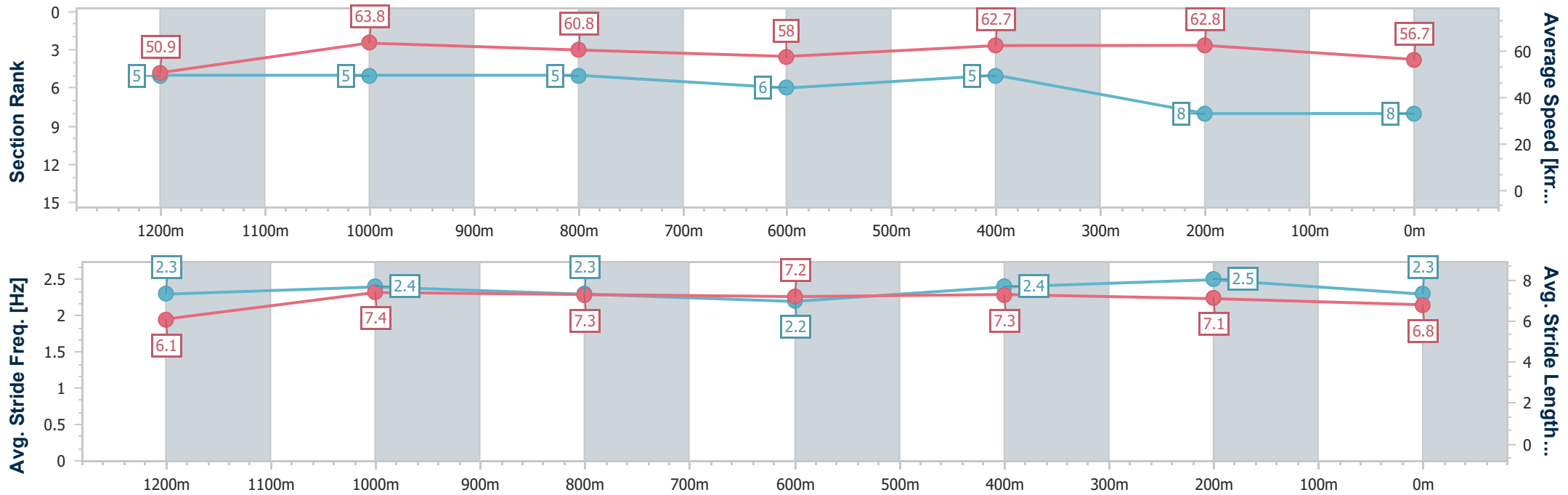
11 March 2023 - 16:33

Track Rating: Good 4, Weather: Overcast, Rail Position: +6m Entire



BRISBANE RACING CLUB

Section	Overall	1200m	1000m	800m	600m	400m	200m
Section Times	1:26.17 [8] (0:14.22)	1:11.95 [5] (0:11.30)	1:00.65 [5] (0:12.12)	0:48.53 [5] (0:12.67)	0:35.86 [6] (0:11.71)	0:24.15 [5] (0:11.47)	0:12.68 [8] (0:12.68)
Average Speed [km/h]	50.9	63.8	60.8	58.0	62.7	62.8	56.7
Top Speed [km/h]	63.3	65.3	64.2	59.3	65.0	63.9	61.5
Avg. Dist. to Rail [m]	5.5	4.1	4.3	4.6	4.0	8.0	7.0
Avg. Stride Freq. [Hz]	2.3	2.4	2.3	2.2	2.4	2.5	2.3
Avg. Stride Length [m]	6.1	7.4	7.3	7.2	7.3	7.1	6.8



- [] Ranking at each section and finish
- .-.- No data available at this section
- NA No data available



Horse/Jockey Name	Rebel News
Final Rank	9
Fastest Section Time (Section)	0:11.26 (1200m)
Top Speed [km/h] (Section)	65.1 (1200m)
Race State	Finished



Eagle Farm QLD Professional

Race 8: AIRTOUCH QTIS Three-Years-Old Handicap - 1400m

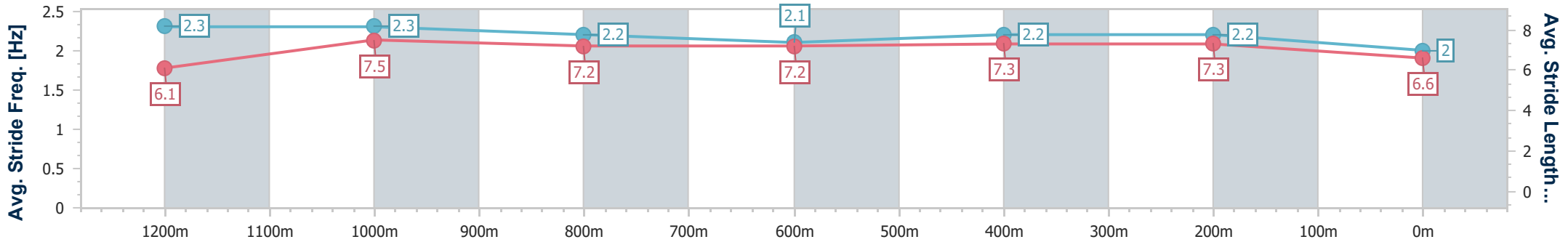
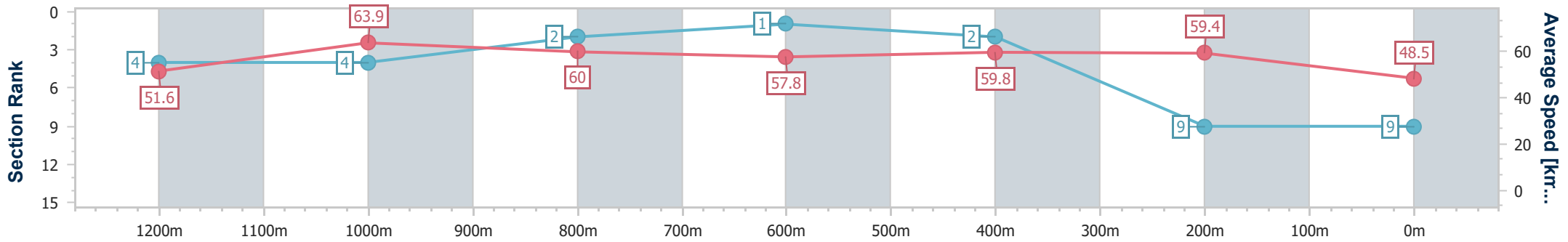
11 March 2023 - 16:33

Track Rating: Good 4, Weather: Overcast, Rail Position: +6m Entire



BRISBANE RACING CLUB

Section	Overall	1200m	1000m	800m	600m	400m	200m
Section Times	1:28.78 [9] (0:14.00)	1:14.78 [4] (0:11.26)	1:03.52 [4] (0:11.97)	0:51.55 [2] (0:12.41)	0:39.14 [1] (0:12.18)	0:26.96 [2] (0:12.12)	0:14.84 [9] (0:14.84)
Average Speed [km/h]	51.6	63.9	60.0	57.8	59.8	59.4	48.5
Top Speed [km/h]	63.6	65.1	61.8	58.4	61.0	61.8	56.9
Avg. Dist. to Rail [m]	1.2	1.3	0.7	0.7	2.2	6.0	3.1
Avg. Stride Freq. [Hz]	2.3	2.3	2.2	2.1	2.2	2.2	2.0
Avg. Stride Length [m]	6.1	7.5	7.2	7.2	7.3	7.3	6.6



- [] Ranking at each section and finish
- .-.- No data available at this section
- NA No data available