



Eagle Farm QLD Professional

Race 6: FUJITSU GENERAL QTIS Class 6 Plate - 1200m

11 March 2023 - 15:12



BRISBANE
RACING CLUB

Track Rating: Good 4, Weather: Overcast, Rail Position: +6m Entire

Section												Last 600m		
Field Times		Overall	1000m	800m	600m	400m	200m						0:35.20	
		1:10.81 (0:13.18)	0:57.63 (0:10.98)	0:46.65 (0:11.45)	0:35.20 (0:11.28)	0:23.92 (0:11.38)	0:12.54 (0:12.54)							
Rank	TAB	Horse/Jockey	Barrier	Top Speed [km/h]	Fastest Section							Margin	Distance Travelled [m]	
1	8	MANHOOD Jag Guthmann-Chester	7	68.4	0:10.99	1:10.81 [1] (0:13.22)	0:57.59 [2] (0:10.99)	0:46.60 [2] (0:11.41)	0:35.19 [2] (0:11.27)	0:23.92 [1] (0:11.38)	0:12.54 [1] (0:12.54)	1:10.81	0:35.19	
2	11	ENTERPRISE POMME Nikita Beriman	4	66.8	0:11.05	1:10.91 [2] (0:13.52)	0:57.39 [4] (0:11.05)	0:46.34 [3] (0:11.35)	0:34.99 [3] (0:11.28)	0:23.71 [3] (0:11.27)	0:12.44 [2] (0:12.44)	0.59L	0:34.99	+3
3	5	FASTCONI James Orman	8	66.2	0:11.08	1:11.07 [3] (0:14.19)	0:56.88 [9] (0:11.26)	0:45.62 [9] (0:11.29)	0:34.33 [9] (0:11.12)	0:23.21 [8] (0:11.08)	0:12.13 [7] (0:12.13)	1.53L	0:34.33	+0
4	6	MILL ROSSA Justin Stanley	11	66.0	0:11.09	1:11.17 [4] (0:13.67)	0:57.50 [5] (0:11.09)	0:46.41 [5] (0:11.28)	0:35.13 [5] (0:11.16)	0:23.97 [4] (0:11.52)	0:12.45 [5] (0:12.45)	2.11L	0:35.13	+1
5	1	HOT SPRING GOLD Justin Huxtable	5	66.4	0:11.17	1:11.24 [5] (0:13.94)	0:57.30 [6] (0:11.24)	0:46.06 [6] (0:11.18)	0:34.88 [6] (0:11.17)	0:23.71 [6] (0:11.21)	0:12.50 [4] (0:12.50)	2.52L	0:34.88	+2
6	4	CLASSY JAYBEE Tegan Harrison	9	68.8	0:11.23	1:11.45 [6] (0:13.36)	0:58.09 [3] (0:11.23)	0:46.86 [4] (0:11.36)	0:35.50 [4] (0:11.31)	0:24.19 [5] (0:11.49)	0:12.70 [6] (0:12.70)	3.74L	0:35.50	+4
7	3	BOOM SPENDER Angela Jones	1	69.7	0:10.98	1:11.60 [7] (0:13.18)	0:58.42 [1] (0:10.98)	0:47.44 [1] (0:11.45)	0:35.99 [1] (0:11.40)	0:24.59 [2] (0:11.69)	0:12.90 [3] (0:12.90)	4.64L	0:35.99	+0
8	2	PHAISTOS Boris Thornton	2	66.0	0:11.27	1:12.04 [8] (0:13.95)	0:58.09 [7] (0:11.31)	0:46.78 [7] (0:11.34)	0:35.44 [7] (0:11.27)	0:24.17 [9] (0:11.52)	0:12.65 [9] (0:12.65)	7.22L	0:35.44	-1
9	9	MIYAKE Mark Du Plessis	10	66.1	0:11.12	1:12.24 [9] (0:14.06)	0:58.18 [8] (0:11.37)	0:46.81 [8] (0:11.24)	0:35.57 [8] (0:11.12)	0:24.45 [7] (0:11.62)	0:12.83 [8] (0:12.83)	8.39L	0:35.57	+5

Scratched: Previso (#7), Ned's Gully (#10)



Horse/Jockey Name	Manhood
Final Rank	1
Fastest Section Time (Section)	0:10.99 (1000m)
Top Speed [km/h] (Section)	68.4 (Overall)
Race State	Finished



Eagle Farm QLD Professional

Race 6: FUJITSU GENERAL QTIS Class 6 Plate - 1200m

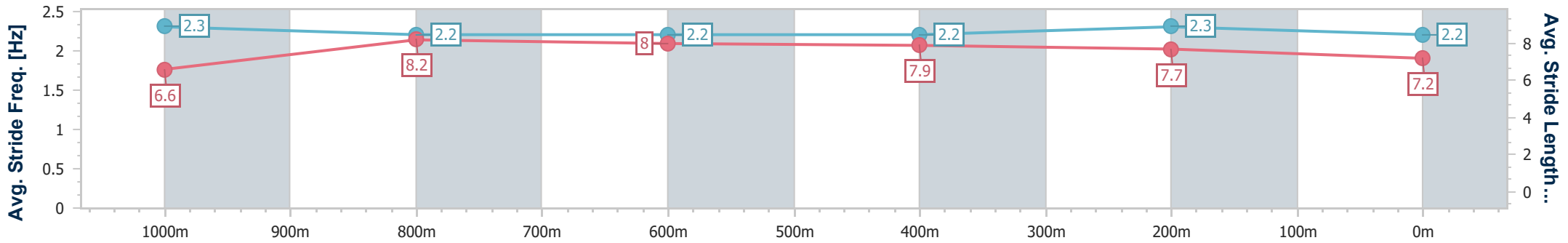
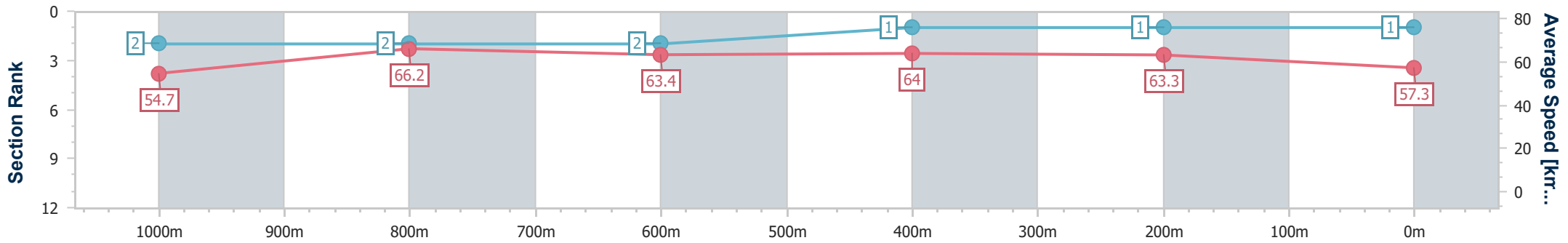
11 March 2023 - 15:12

Track Rating: Good 4, Weather: Overcast, Rail Position: +6m Entire



BRISBANE RACING CLUB

Section	Overall	1000m	800m	600m	400m	200m
Section Times	1:10.81 [1] (0:13.22)	0:57.59 [2] (0:10.99)	0:46.60 [2] (0:11.41)	0:35.19 [2] (0:11.27)	0:23.92 [1] (0:11.38)	0:12.54 [1] (0:12.54)
Average Speed [km/h]	54.7	66.2	63.4	64.0	63.3	57.3
Top Speed [km/h]	68.4	67.9	64.1	64.3	64.0	62.1
Avg. Dist. to Rail [m]	4.6	2.5	0.9	0.3	2.5	3.8
Avg. Stride Freq. [Hz]	2.3	2.2	2.2	2.2	2.3	2.2
Avg. Stride Length [m]	6.6	8.2	8.0	7.9	7.7	7.2



- [] Ranking at each section and finish
- .-.- No data available at this section
- NA No data available



Horse/Jockey Name	Enterprise Pomme
Final Rank	2
Fastest Section Time (Section)	0:11.05 (1000m)
Top Speed [km/h] (Section)	66.8 (1000m)
Race State	Finished



Eagle Farm QLD Professional

Race 6: FUJITSU GENERAL QTIS Class 6 Plate - 1200m

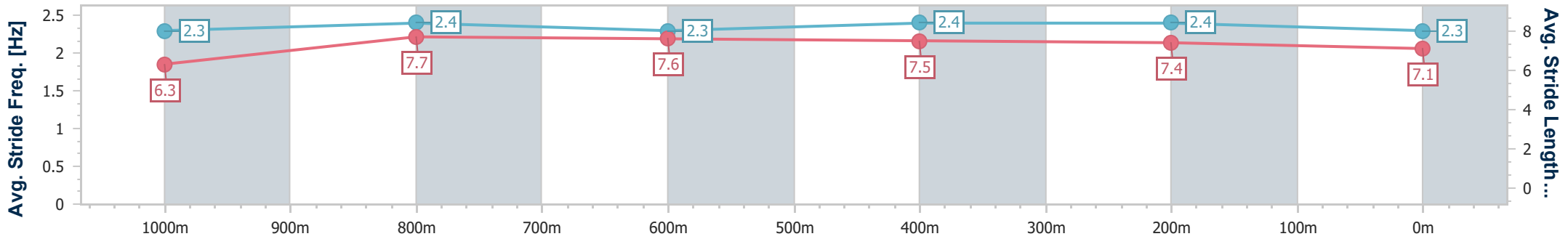
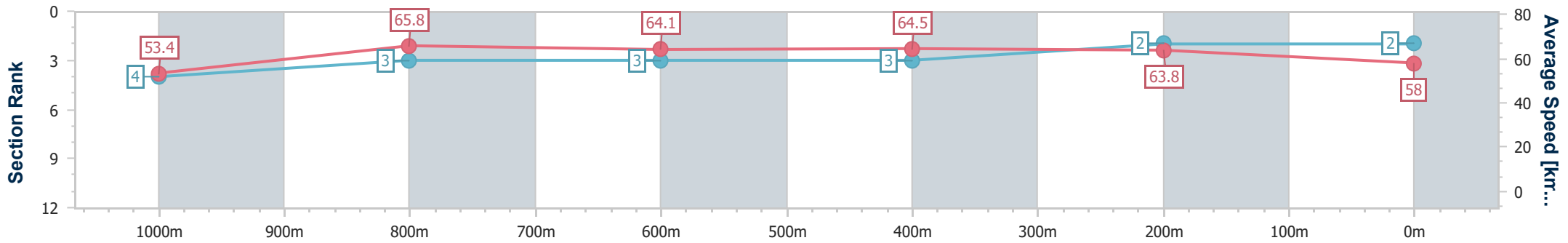
11 March 2023 - 15:12

Track Rating: Good 4, Weather: Overcast, Rail Position: +6m Entire



BRISBANE RACING CLUB

Section	Overall	1000m	800m	600m	400m	200m
Section Times	1:10.91 [2] (0:13.52)	0:57.39 [4] (0:11.05)	0:46.34 [3] (0:11.35)	0:34.99 [3] (0:11.28)	0:23.71 [3] (0:11.27)	0:12.44 [2] (0:12.44)
Average Speed [km/h]	53.4	65.8	64.1	64.5	63.8	58.0
Top Speed [km/h]	66.7	66.8	66.4	65.5	65.5	61.6
Avg. Dist. to Rail [m]	2.1	2.0	2.2	2.3	5.0	5.4
Avg. Stride Freq. [Hz]	2.3	2.4	2.3	2.4	2.4	2.3
Avg. Stride Length [m]	6.3	7.7	7.6	7.5	7.4	7.1



- [] Ranking at each section and finish
- .-.- No data available at this section
- NA No data available



Horse/Jockey Name	Fastconi
Final Rank	3
Fastest Section Time (Section)	0:11.08 (400m)
Top Speed [km/h] (Section)	66.2 (400m)
Race State	Finished



Eagle Farm QLD Professional

Race 6: FUJITSU GENERAL QTIS Class 6 Plate - 1200m

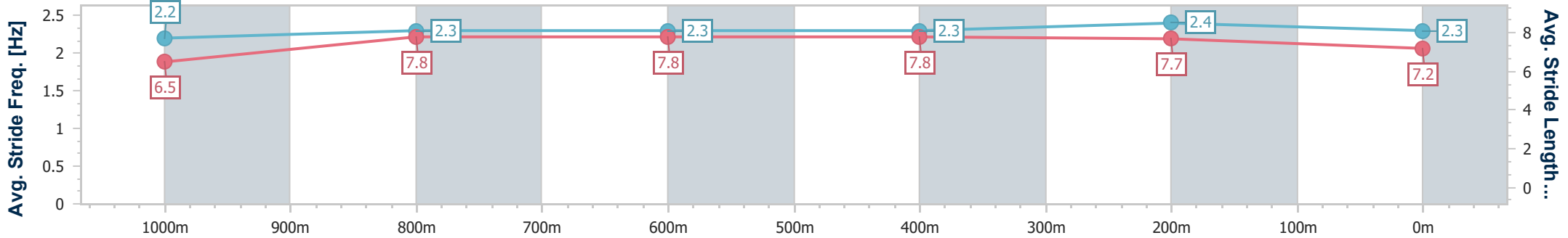
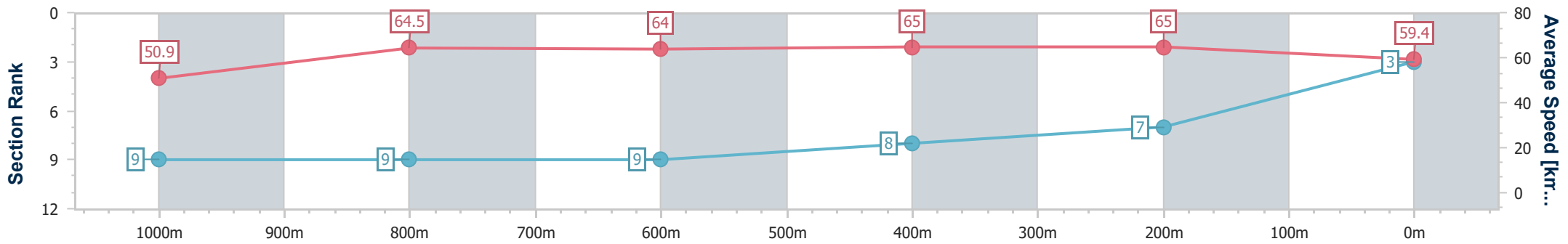
11 March 2023 - 15:12

Track Rating: Good 4, Weather: Overcast, Rail Position: +6m Entire



BRISBANE RACING CLUB

Section	Overall	1000m	800m	600m	400m	200m
Section Times	1:11.07 [3] (0:14.19)	0:56.88 [9] (0:11.26)	0:45.62 [9] (0:11.29)	0:34.33 [9] (0:11.12)	0:23.21 [8] (0:11.08)	0:12.13 [7] (0:12.13)
Average Speed [km/h]	50.9	64.5	64.0	65.0	65.0	59.4
Top Speed [km/h]	64.9	65.5	65.5	65.5	66.2	62.7
Avg. Dist. to Rail [m]	3.5	1.6	0.6	0.7	6.5	8.2
Avg. Stride Freq. [Hz]	2.2	2.3	2.3	2.3	2.4	2.3
Avg. Stride Length [m]	6.5	7.8	7.8	7.8	7.7	7.2



- [] Ranking at each section and finish
- .-.- No data available at this section
- NA No data available



Horse/Jockey Name	Mill Rossa
Final Rank	4
Fastest Section Time (Section)	0:11.09 (1000m)
Top Speed [km/h] (Section)	66.0 (1000m)
Race State	Finished



Eagle Farm QLD Professional

Race 6: FUJITSU GENERAL QTIS Class 6 Plate - 1200m

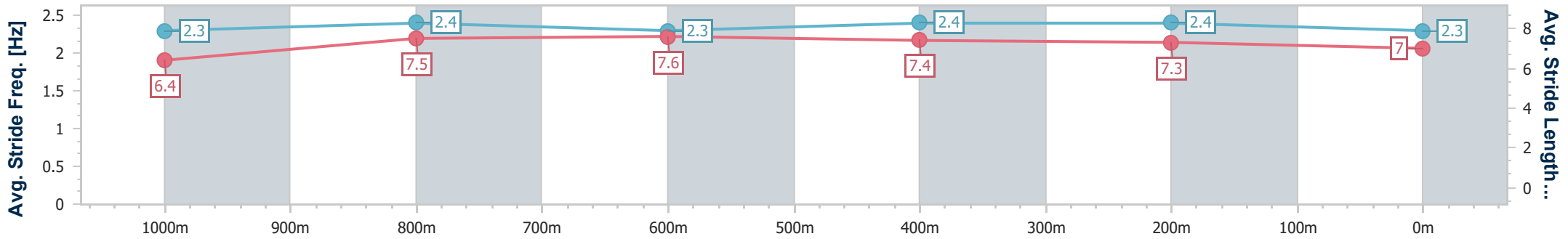
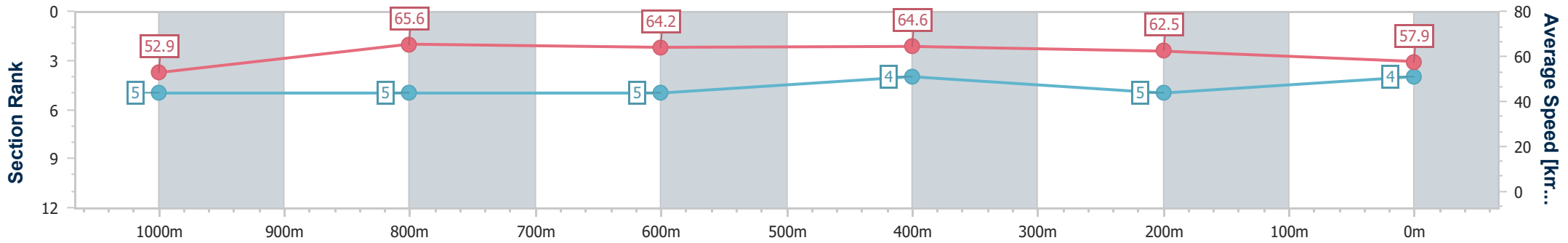
11 March 2023 - 15:12

Track Rating: Good 4, Weather: Overcast, Rail Position: +6m Entire



BRISBANE RACING CLUB

Section	Overall	1000m	800m	600m	400m	200m
Section Times	1:11.17 [4] (0:13.67)	0:57.50 [5] (0:11.09)	0:46.41 [5] (0:11.28)	0:35.13 [5] (0:11.16)	0:23.97 [4] (0:11.52)	0:12.45 [5] (0:12.45)
Average Speed [km/h]	52.9	65.6	64.2	64.6	62.5	57.9
Top Speed [km/h]	65.3	66.0	65.4	65.2	64.4	59.9
Avg. Dist. to Rail [m]	5.6	2.2	1.6	0.3	0.4	2.0
Avg. Stride Freq. [Hz]	2.3	2.4	2.3	2.4	2.4	2.3
Avg. Stride Length [m]	6.4	7.5	7.6	7.4	7.3	7.0



- [] Ranking at each section and finish
- .-.- No data available at this section
- NA No data available



Horse/Jockey Name	Hot Spring Gold
Final Rank	5
Fastest Section Time (Section)	0:11.17 (600m)
Top Speed [km/h] (Section)	66.4 (600m)
Race State	Finished



Eagle Farm QLD Professional

Race 6: FUJITSU GENERAL QTIS Class 6 Plate - 1200m

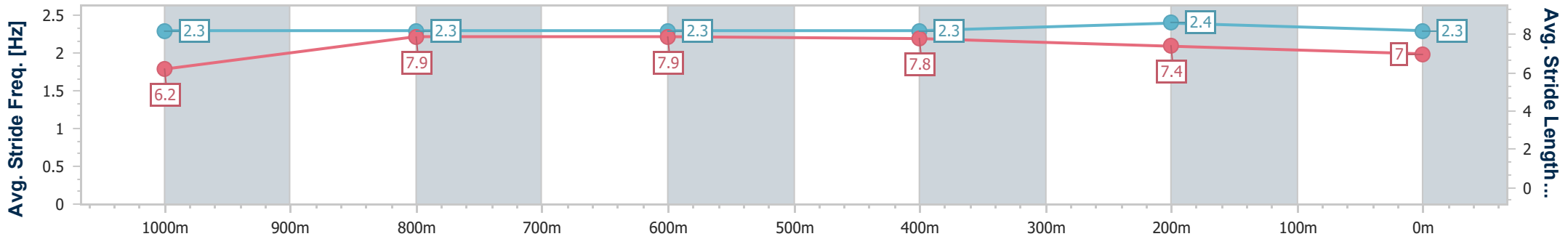
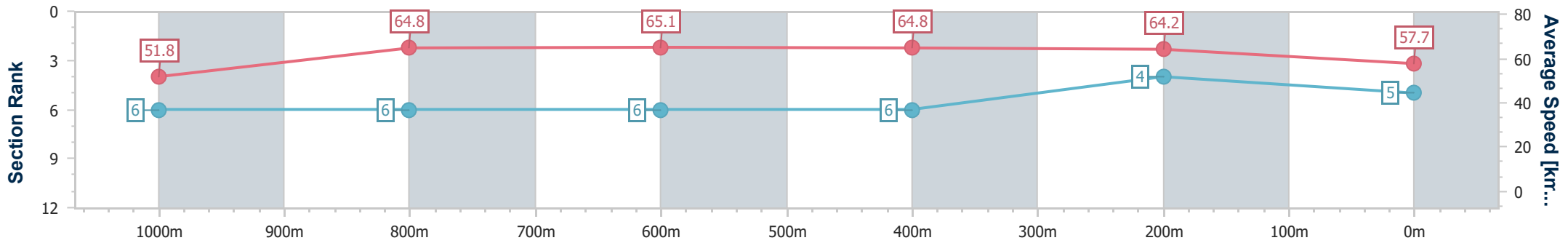
11 March 2023 - 15:12

Track Rating: Good 4, Weather: Overcast, Rail Position: +6m Entire



BRISBANE RACING CLUB

Section	Overall	1000m	800m	600m	400m	200m
Section Times	1:11.24 [5] (0:13.94)	0:57.30 [6] (0:11.24)	0:46.06 [6] (0:11.18)	0:34.88 [6] (0:11.17)	0:23.71 [6] (0:11.21)	0:12.50 [4] (0:12.50)
Average Speed [km/h]	51.8	64.8	65.1	64.8	64.2	57.7
Top Speed [km/h]	65.1	66.1	66.2	66.4	65.5	61.5
Avg. Dist. to Rail [m]	2.7	2.7	1.8	1.4	7.0	7.2
Avg. Stride Freq. [Hz]	2.3	2.3	2.3	2.3	2.4	2.3
Avg. Stride Length [m]	6.2	7.9	7.9	7.8	7.4	7.0



- [] Ranking at each section and finish
- .-.- No data available at this section
- NA No data available



Horse/Jockey Name	Classy Jaybee
Final Rank	6
Fastest Section Time (Section)	0:11.23 (1000m)
Top Speed [km/h] (Section)	68.8 (Overall)
Race State	Finished



Eagle Farm QLD Professional

Race 6: FUJITSU GENERAL QTIS Class 6 Plate - 1200m

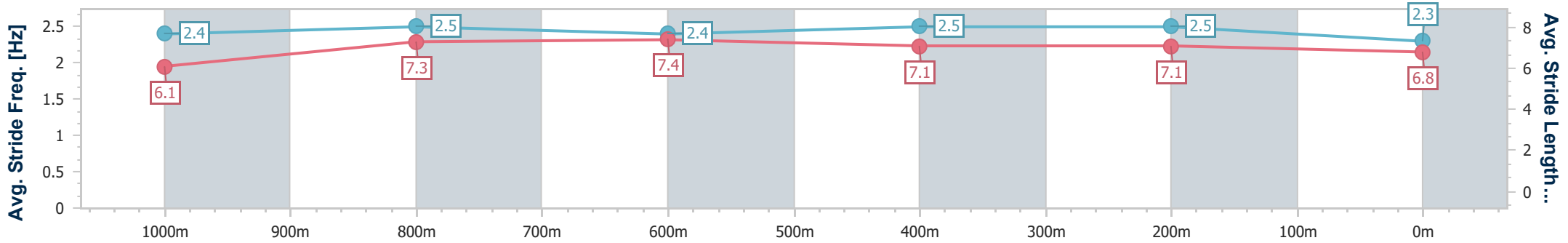
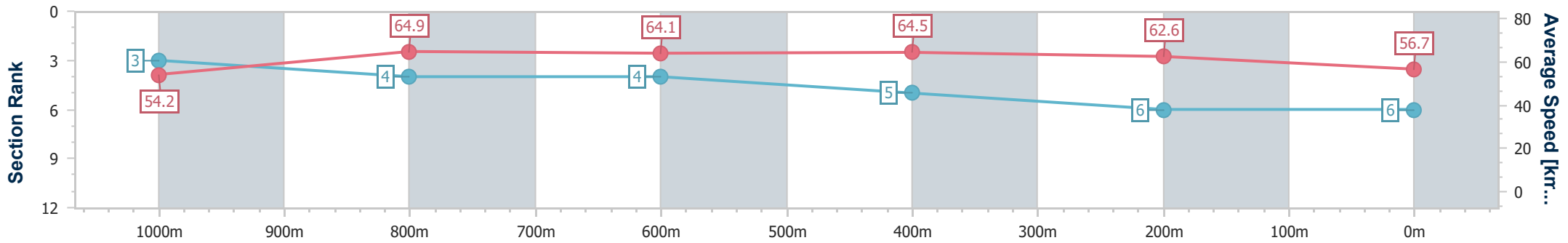
11 March 2023 - 15:12

Track Rating: Good 4, Weather: Overcast, Rail Position: +6m Entire



BRISBANE RACING CLUB

Section	Overall	1000m	800m	600m	400m	200m
Section Times	1:11.45 [6] (0:13.36)	0:58.09 [3] (0:11.23)	0:46.86 [4] (0:11.36)	0:35.50 [4] (0:11.31)	0:24.19 [5] (0:11.49)	0:12.70 [6] (0:12.70)
Average Speed [km/h]	54.2	64.9	64.1	64.5	62.6	56.7
Top Speed [km/h]	68.8	66.3	64.9	65.1	64.6	60.4
Avg. Dist. to Rail [m]	5.0	2.8	2.5	2.6	6.4	5.1
Avg. Stride Freq. [Hz]	2.4	2.5	2.4	2.5	2.5	2.3
Avg. Stride Length [m]	6.1	7.3	7.4	7.1	7.1	6.8



- [] Ranking at each section and finish
- .-.- No data available at this section
- NA No data available



Horse/Jockey Name	Boom Spender
Final Rank	7
Fastest Section Time (Section)	0:10.98 (1000m)
Top Speed [km/h] (Section)	69.7 (Overall)
Race State	Finished



Eagle Farm QLD Professional

Race 6: FUJITSU GENERAL QTIS Class 6 Plate - 1200m

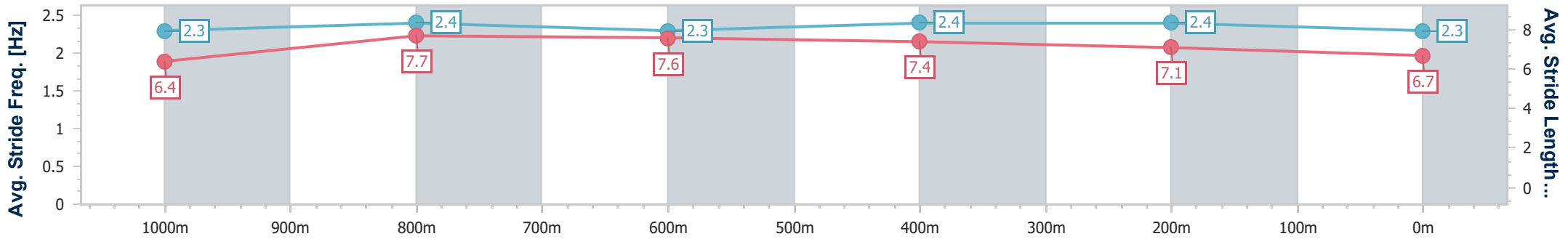
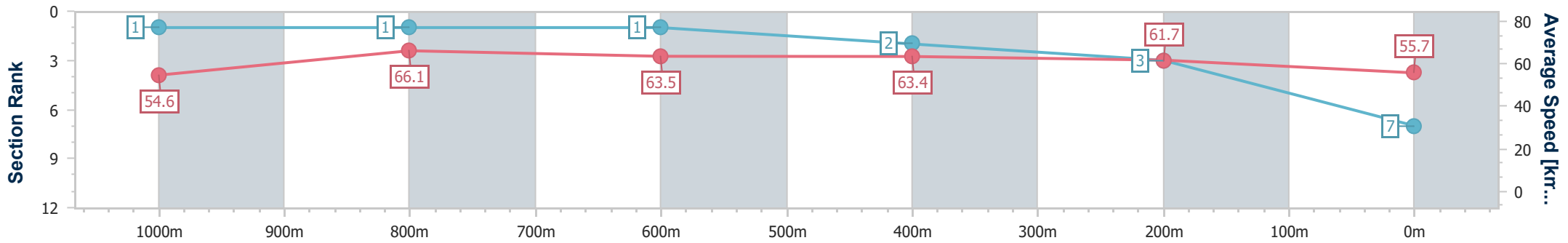
11 March 2023 - 15:12

Track Rating: Good 4, Weather: Overcast, Rail Position: +6m Entire



BRISBANE RACING CLUB

Section	Overall	1000m	800m	600m	400m	200m
Section Times	1:11.60 [7] (0:13.18)	0:58.42 [1] (0:10.98)	0:47.44 [1] (0:11.45)	0:35.99 [1] (0:11.40)	0:24.59 [2] (0:11.69)	0:12.90 [3] (0:12.90)
Average Speed [km/h]	54.6	66.1	63.5	63.4	61.7	55.7
Top Speed [km/h]	69.7	68.2	64.2	64.2	63.3	59.6
Avg. Dist. to Rail [m]	0.9	1.4	2.0	1.0	2.1	3.8
Avg. Stride Freq. [Hz]	2.3	2.4	2.3	2.4	2.4	2.3
Avg. Stride Length [m]	6.4	7.7	7.6	7.4	7.1	6.7



- [] Ranking at each section and finish
- .-.- No data available at this section
- NA No data available



Horse/Jockey Name	Phaistos
Final Rank	8
Fastest Section Time (Section)	0:11.27 (600m)
Top Speed [km/h] (Section)	66.0 (1000m)
Race State	Finished



Eagle Farm QLD Professional

Race 6: FUJITSU GENERAL QTIS Class 6 Plate - 1200m

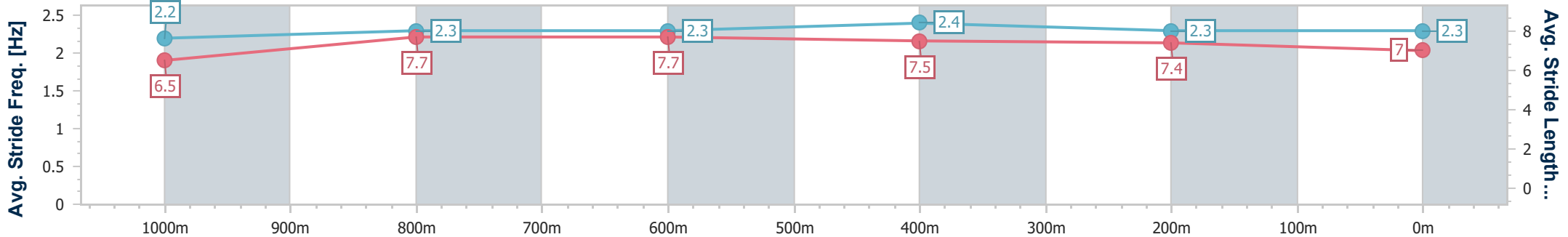
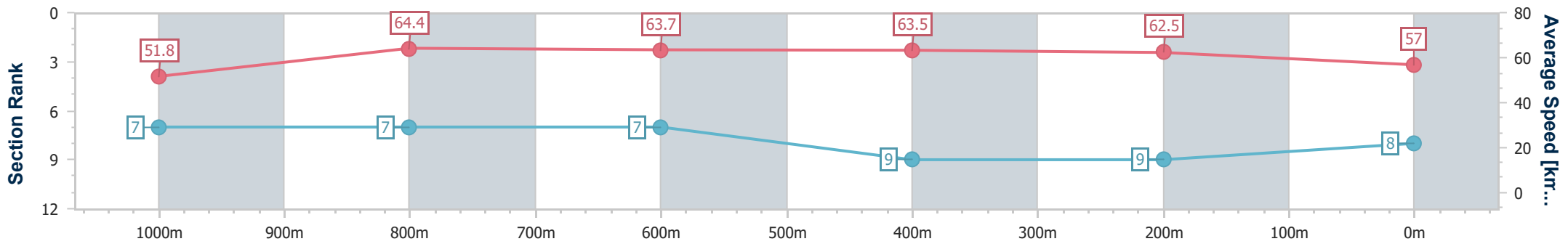
11 March 2023 - 15:12

Track Rating: Good 4, Weather: Overcast, Rail Position: +6m Entire



BRISBANE RACING CLUB

Section	Overall	1000m	800m	600m	400m	200m
Section Times	1:12.04 [8] (0:13.95)	0:58.09 [7] (0:11.31)	0:46.78 [7] (0:11.34)	0:35.44 [7] (0:11.27)	0:24.17 [9] (0:11.52)	0:12.65 [9] (0:12.65)
Average Speed [km/h]	51.8	64.4	63.7	63.5	62.5	57.0
Top Speed [km/h]	65.2	66.0	64.5	64.5	63.8	60.3
Avg. Dist. to Rail [m]	1.6	2.2	1.1	1.0	1.5	1.0
Avg. Stride Freq. [Hz]	2.2	2.3	2.3	2.4	2.3	2.3
Avg. Stride Length [m]	6.5	7.7	7.7	7.5	7.4	7.0



- [] Ranking at each section and finish
- .-.- No data available at this section
- NA No data available



Horse/Jockey Name	Miyake
Final Rank	9
Fastest Section Time (Section)	0:11.12 (600m)
Top Speed [km/h] (Section)	66.1 (800m)
Race State	Finished



Eagle Farm QLD Professional

Race 6: FUJITSU GENERAL QTIS Class 6 Plate - 1200m

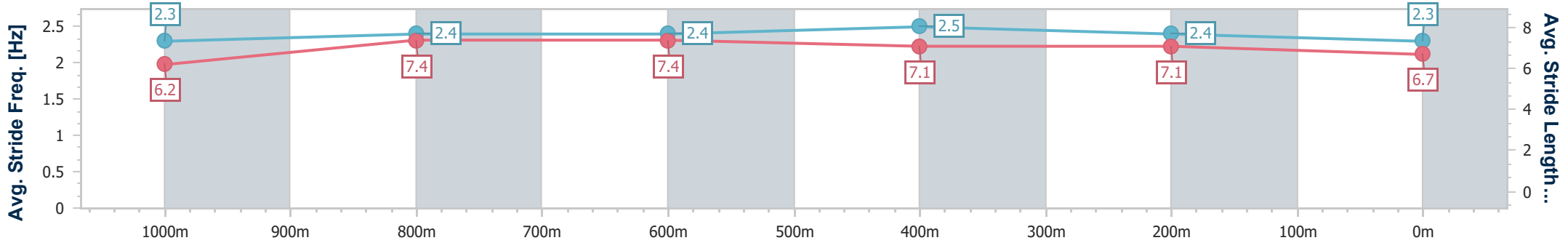
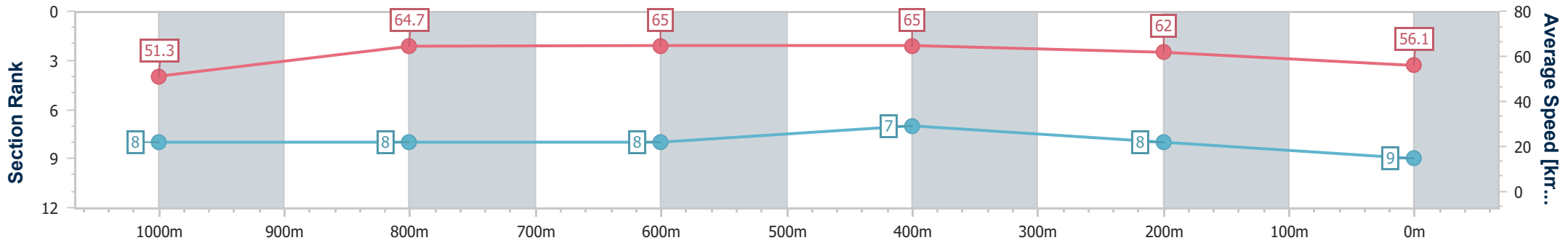
11 March 2023 - 15:12

Track Rating: Good 4, Weather: Overcast, Rail Position: +6m Entire



BRISBANE RACING CLUB

Section	Overall	1000m	800m	600m	400m	200m
Section Times	1:12.24 [9] (0:14.06)	0:58.18 [8] (0:11.37)	0:46.81 [8] (0:11.24)	0:35.57 [8] (0:11.12)	0:24.45 [7] (0:11.62)	0:12.83 [8] (0:12.83)
Average Speed [km/h]	51.3	64.7	65.0	65.0	62.0	56.1
Top Speed [km/h]	64.7	65.6	66.1	66.1	64.1	59.3
Avg. Dist. to Rail [m]	5.1	4.2	3.3	1.1	2.9	2.0
Avg. Stride Freq. [Hz]	2.3	2.4	2.4	2.5	2.4	2.3
Avg. Stride Length [m]	6.2	7.4	7.4	7.1	7.1	6.7



- [] Ranking at each section and finish
- .-.- No data available at this section
- NA No data available