



Eagle Farm QLD Professional

Race 5: ENERGY AIR OPEN Handicap - 1000m

11 March 2023 - 14:32



BRISBANE
RACING CLUB

Track Rating: Good 4, Weather: Overcast, Rail Position: +6m Entire

Section		Overall									Last 600m	
Field Times		0:57.26 (0:13.01)									0:33.31	
		800m			600m			400m			200m	
		0:44.25 (0:10.94)			0:33.31 (0:10.87)			0:22.44 (0:10.73)			0:11.71 (0:11.71)	
Rank	TAB Horse/Jockey	Barrier	Top Speed [km/h]	Fastest Section	Overall	800m	600m	400m	200m	Margin	Last 600m	Distance Travelled [m]
1	6 RUBIQUITOUS Kyle Wilson-Taylor	7	70.1	0:10.73 Overall	0:57.26 [1] (0:13.01)	0:44.25 [1] (0:10.94)	0:33.31 [1] (0:10.87)	0:22.44 [1] (0:10.73)	0:11.71 [1] (0:11.71)	0:57.26	0:33.31	
2	3 BOOMNOVA Samantha Collett	1	67.8	0:10.74 400m	0:57.62 [2] (0:13.23)	0:44.39 [3] (0:11.03)	0:33.36 [4] (0:10.92)	0:22.44 [5] (0:10.74)	0:11.70 [2] (0:11.70)	2.12L	0:33.36	+1
3	4 LEGAL ESPRIT Adin Thompson	6	69.7	0:10.74 Overall	0:57.78 [3] (0:13.75)	0:44.03 [7] (0:10.88)	0:33.15 [7] (0:10.78)	0:22.37 [7] (0:10.74)	0:11.63 [6] (0:11.63)	3.06L	0:33.15	+1
4	5 OSAMU Jaden Lloyd	4	67.8	0:10.84 800m	0:57.84 [4] (0:13.53)	0:44.31 [5] (0:10.84)	0:33.47 [5] (0:10.93)	0:22.54 [4] (0:10.89)	0:11.65 [4] (0:11.65)	3.39L	0:33.47	+1
5	2 PROPER ROGUE James Orman	8	68.5	0:10.76 Overall	0:57.96 [5] (0:13.69)	0:44.27 [6] (0:10.94)	0:33.33 [6] (0:10.86)	0:22.47 [6] (0:10.76)	0:11.71 [5] (0:11.71)	4.13L	0:33.33	+2
6	1 TAVISAN Andrew Mallyon	2	67.9	0:10.97 600m	0:58.62 [6] (0:13.12)	0:45.50 [2] (0:11.03)	0:34.47 [2] (0:10.97)	0:23.50 [2] (0:11.00)	0:12.50 [3] (0:12.50)	7.99L	0:34.47	+2
7	8 PRINCESS LUNAR Tegan Harrison	3	68.8	0:10.85 Overall	0:58.97 [7] (0:13.30)	0:45.67 [4] (0:10.85)	0:34.82 [3] (0:10.98)	0:23.84 [3] (0:11.25)	0:12.59 [7] (0:12.59)	10.04L	0:34.82	+3

Scratched: Boom Spender (#7)



Horse/Jockey Name	Rubiquitous
Final Rank	1
Fastest Section Time (Section)	0:10.73 (400m)
Top Speed [km/h] (Section)	70.1 (Overall)
Race State	Finished



Eagle Farm QLD Professional
Race 5: ENERGY AIR OPEN Handicap - 1000m

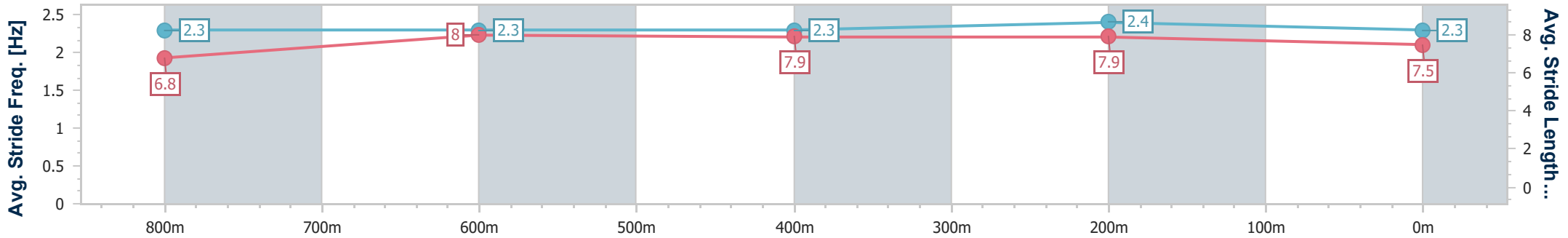
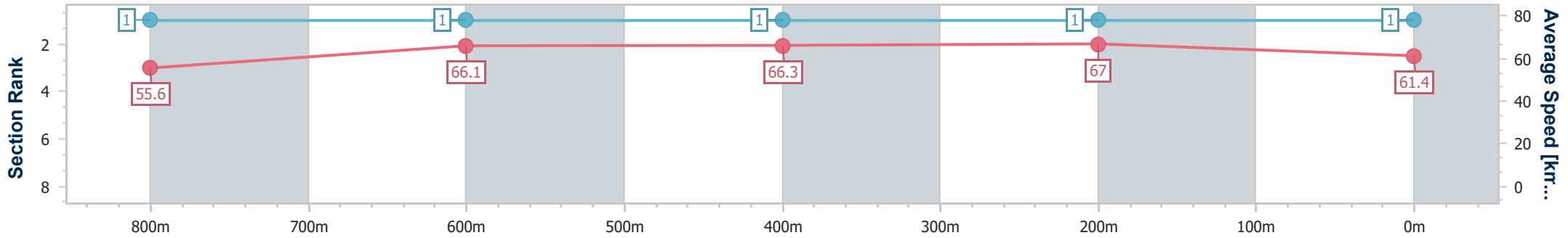
11 March 2023 - 14:32

Track Rating: Good 4, Weather: Overcast, Rail Position: +6m Entire



BRISBANE RACING CLUB

Section	Overall	800m	600m	400m	200m
Section Times	0:57.26 [1] (0:13.01)	0:44.25 [1] (0:10.94)	0:33.31 [1] (0:10.87)	0:22.44 [1] (0:10.73)	0:11.71 [1] (0:11.71)
Average Speed [km/h]	55.6	66.1	66.3	67.0	61.4
Top Speed [km/h]	70.1	67.4	67.4	68.0	66.0
Avg. Dist. to Rail [m]	4.4	1.0	0.4	0.2	0.3
Avg. Stride Freq. [Hz]	2.3	2.3	2.3	2.4	2.3
Avg. Stride Length [m]	6.8	8.0	7.9	7.9	7.5



- [] Ranking at each section and finish
- .-.- No data available at this section
- NA No data available



Horse/Jockey Name	Boomnova
Final Rank	2
Fastest Section Time (Section)	0:10.74 (400m)
Top Speed [km/h] (Section)	67.8 (400m)
Race State	Finished



Eagle Farm QLD Professional
Race 5: ENERGY AIR OPEN Handicap - 1000m

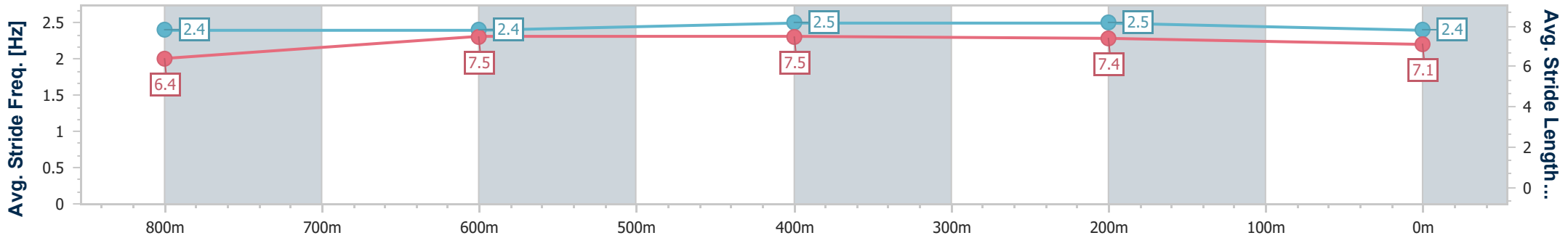
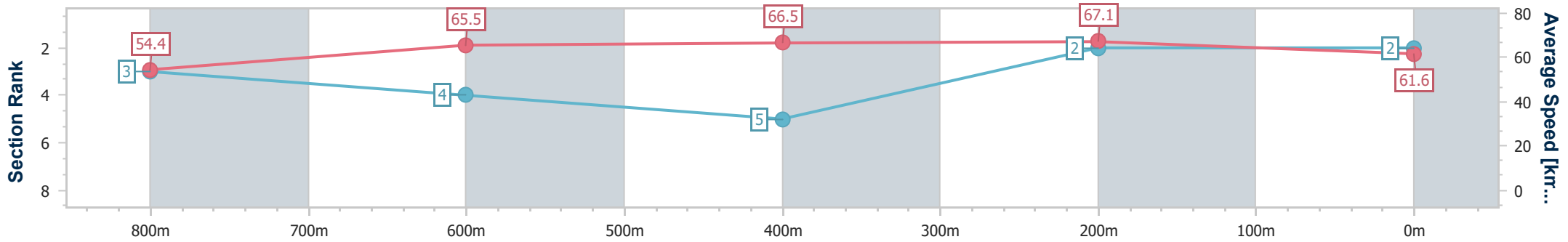
11 March 2023 - 14:32

Track Rating: Good 4, Weather: Overcast, Rail Position: +6m Entire



BRISBANE
RACING CLUB

Section	Overall	800m	600m	400m	200m
Section Times	0:57.62 [2] (0:13.23)	0:44.39 [3] (0:11.03)	0:33.36 [4] (0:10.92)	0:22.44 [5] (0:10.74)	0:11.70 [2] (0:11.70)
Average Speed [km/h]	54.4	65.5	66.5	67.1	61.6
Top Speed [km/h]	66.6	66.8	67.3	67.8	66.1
Avg. Dist. to Rail [m]	0.7	0.9	1.5	1.5	1.2
Avg. Stride Freq. [Hz]	2.4	2.4	2.5	2.5	2.4
Avg. Stride Length [m]	6.4	7.5	7.5	7.4	7.1



- [] Ranking at each section and finish
- .-.- No data available at this section
- NA No data available



Horse/Jockey Name	Legal Esprit
Final Rank	3
Fastest Section Time (Section)	0:10.74 (400m)
Top Speed [km/h] (Section)	69.7 (Overall)
Race State	Finished



Eagle Farm QLD Professional
Race 5: ENERGY AIR OPEN Handicap - 1000m

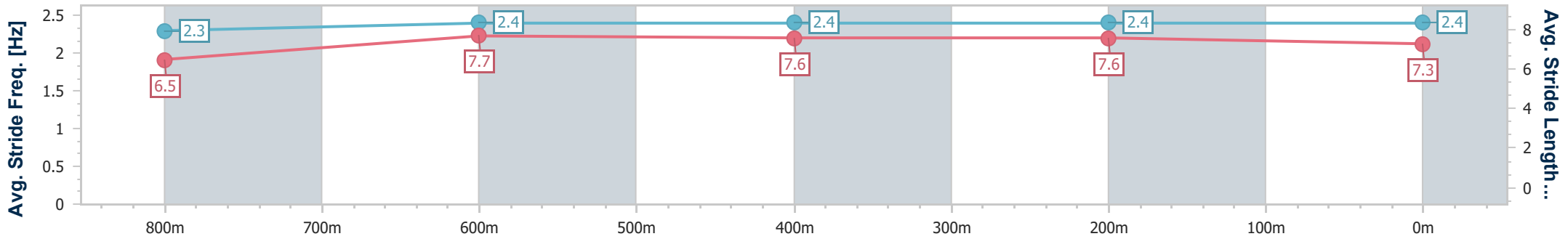
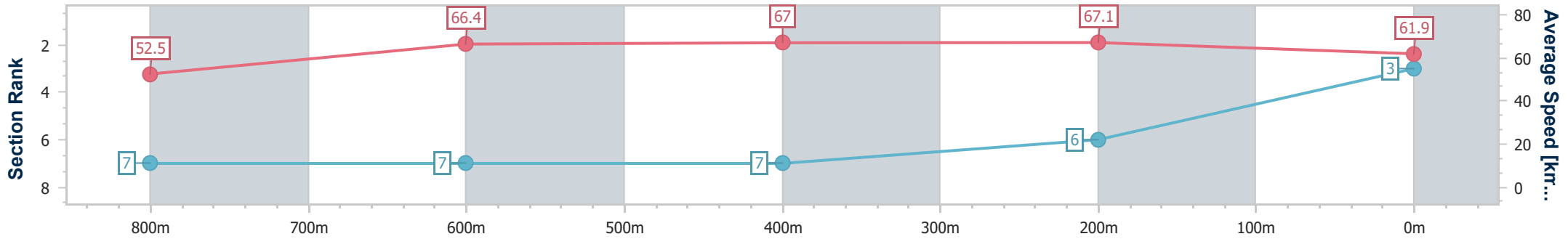
11 March 2023 - 14:32

Track Rating: Good 4, Weather: Overcast, Rail Position: +6m Entire



BRISBANE RACING CLUB

Section	Overall	800m	600m	400m	200m
Section Times	0:57.78 [3] (0:13.75)	0:44.03 [7] (0:10.88)	0:33.15 [7] (0:10.78)	0:22.37 [7] (0:10.74)	0:11.63 [6] (0:11.63)
Average Speed [km/h]	52.5	66.4	67.0	67.1	61.9
Top Speed [km/h]	69.7	69.2	67.8	68.3	64.6
Avg. Dist. to Rail [m]	4.1	0.6	0.8	0.8	0.4
Avg. Stride Freq. [Hz]	2.3	2.4	2.4	2.4	2.4
Avg. Stride Length [m]	6.5	7.7	7.6	7.6	7.3



- [] Ranking at each section and finish
- .-.- No data available at this section
- NA No data available



Horse/Jockey Name	Osamu
Final Rank	4
Fastest Section Time (Section)	0:10.84 (800m)
Top Speed [km/h] (Section)	67.8 (800m)
Race State	Finished

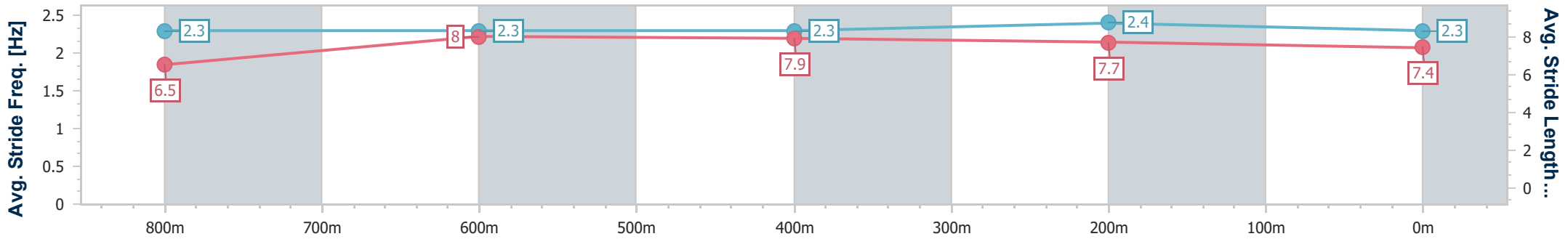
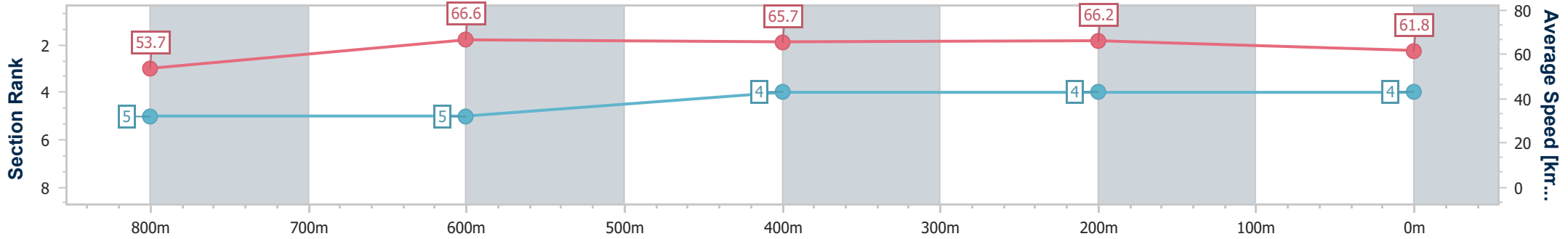


Eagle Farm QLD Professional
 Race 5: ENERGY AIR OPEN Handicap - 1000m
 11 March 2023 - 14:32
 Track Rating: Good 4, Weather: Overcast, Rail Position: +6m Entire



BRISBANE
RACING CLUB

Section	Overall	800m	600m	400m	200m
Section Times	0:57.84 [4] (0:13.53)	0:44.31 [5] (0:10.84)	0:33.47 [5] (0:10.93)	0:22.54 [4] (0:10.89)	0:11.65 [4] (0:11.65)
Average Speed [km/h]	53.7	66.6	65.7	66.2	61.8
Top Speed [km/h]	67.2	67.8	66.2	67.1	65.2
Avg. Dist. to Rail [m]	5.1	0.6	0.4	0.6	1.8
Avg. Stride Freq. [Hz]	2.3	2.3	2.3	2.4	2.3
Avg. Stride Length [m]	6.5	8.0	7.9	7.7	7.4



- [] Ranking at each section and finish
- .-.- No data available at this section
- NA No data available



Horse/Jockey Name	Proper Rogue
Final Rank	5
Fastest Section Time (Section)	0:10.76 (400m)
Top Speed [km/h] (Section)	68.5 (Overall)
Race State	Finished



Eagle Farm QLD Professional
Race 5: ENERGY AIR OPEN Handicap - 1000m

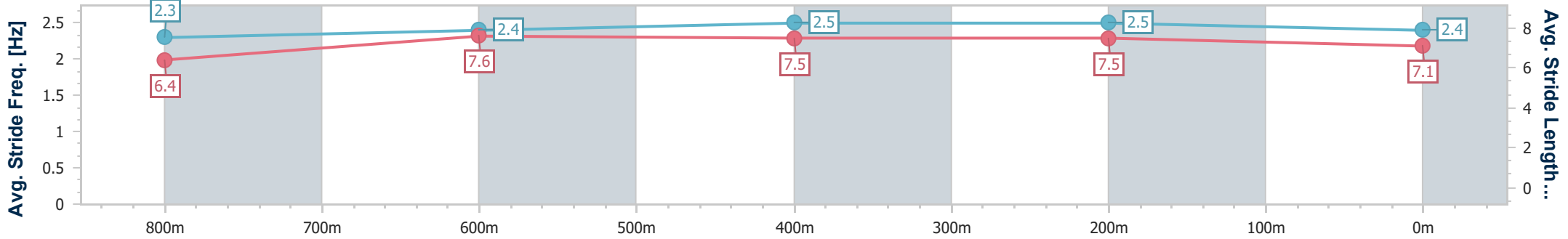
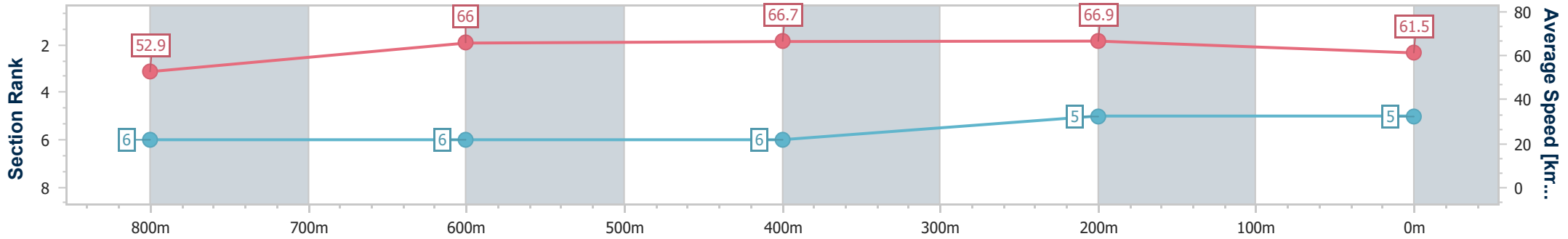
11 March 2023 - 14:32

Track Rating: Good 4, Weather: Overcast, Rail Position: +6m Entire



BRISBANE RACING CLUB

Section	Overall	800m	600m	400m	200m
Section Times	0:57.96 [5] (0:13.69)	0:44.27 [6] (0:10.94)	0:33.33 [6] (0:10.86)	0:22.47 [6] (0:10.76)	0:11.71 [5] (0:11.71)
Average Speed [km/h]	52.9	66.0	66.7	66.9	61.5
Top Speed [km/h]	68.5	67.3	68.2	68.4	65.9
Avg. Dist. to Rail [m]	5.1	0.7	1.2	3.2	4.8
Avg. Stride Freq. [Hz]	2.3	2.4	2.5	2.5	2.4
Avg. Stride Length [m]	6.4	7.6	7.5	7.5	7.1



- [] Ranking at each section and finish
- .-.- No data available at this section
- NA No data available



Horse/Jockey Name	Tavisan
Final Rank	6
Fastest Section Time (Section)	0:10.97 (600m)
Top Speed [km/h] (Section)	67.9 (600m)
Race State	Finished



Eagle Farm QLD Professional
Race 5: ENERGY AIR OPEN Handicap - 1000m

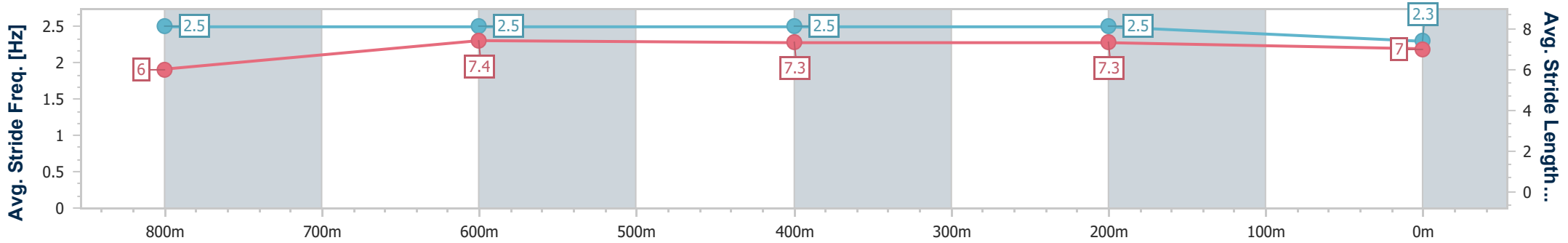
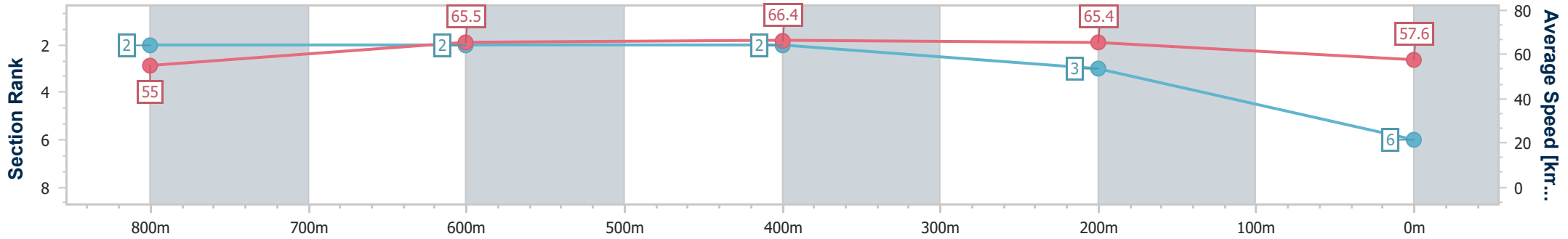
11 March 2023 - 14:32

Track Rating: Good 4, Weather: Overcast, Rail Position: +6m Entire



BRISBANE
RACING CLUB

Section	Overall	800m	600m	400m	200m
Section Times	0:58.62 [6] (0:13.12)	0:45.50 [2] (0:11.03)	0:34.47 [2] (0:10.97)	0:23.50 [2] (0:11.00)	0:12.50 [3] (0:12.50)
Average Speed [km/h]	55.0	65.5	66.4	65.4	57.6
Top Speed [km/h]	67.8	66.8	67.9	67.0	63.0
Avg. Dist. to Rail [m]	2.6	0.7	2.2	2.0	3.0
Avg. Stride Freq. [Hz]	2.5	2.5	2.5	2.5	2.3
Avg. Stride Length [m]	6.0	7.4	7.3	7.3	7.0



- [] Ranking at each section and finish
- .-.- No data available at this section
- NA No data available



Horse/Jockey Name	Princess Lunar
Final Rank	7
Fastest Section Time (Section)	0:10.85 (800m)
Top Speed [km/h] (Section)	68.8 (Overall)
Race State	Finished



Eagle Farm QLD Professional
Race 5: ENERGY AIR OPEN Handicap - 1000m

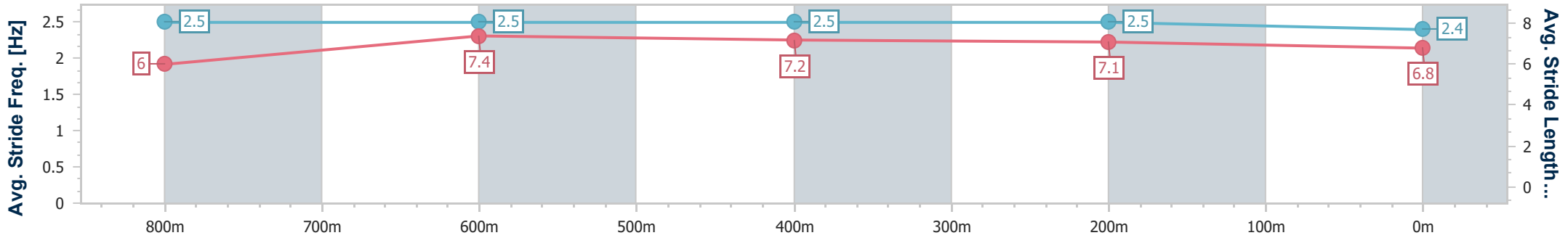
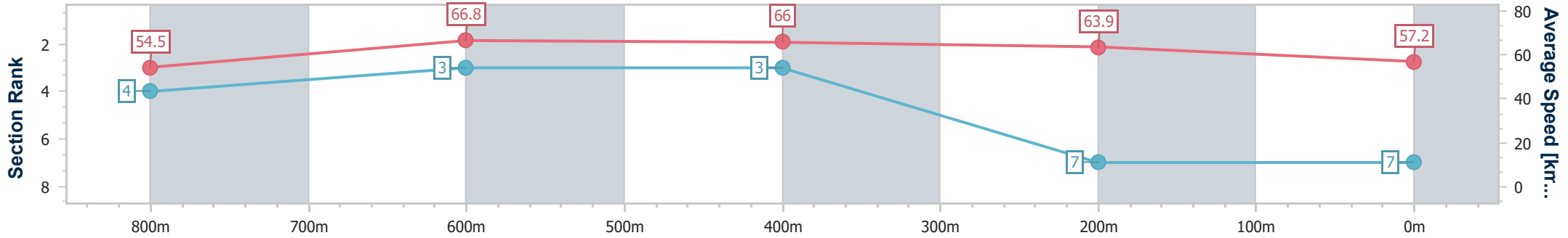
11 March 2023 - 14:32

Track Rating: Good 4, Weather: Overcast, Rail Position: +6m Entire



BRISBANE RACING CLUB

Section	Overall	800m	600m	400m	200m
Section Times	0:58.97 [7] (0:13.30)	0:45.67 [4] (0:10.85)	0:34.82 [3] (0:10.98)	0:23.84 [3] (0:11.25)	0:12.59 [7] (0:12.59)
Average Speed [km/h]	54.5	66.8	66.0	63.9	57.2
Top Speed [km/h]	68.8	68.3	67.0	66.0	61.1
Avg. Dist. to Rail [m]	3.7	1.3	1.2	1.5	4.4
Avg. Stride Freq. [Hz]	2.5	2.5	2.5	2.5	2.4
Avg. Stride Length [m]	6.0	7.4	7.2	7.1	6.8



- [] Ranking at each section and finish
- .-.- No data available at this section
- NA No data available