



# Eagle Farm QLD Professional

## Race 4: SPORTING CHANCE CANCER FOUNDATION BM78 Handicap - 1830m

11 March 2023 - 13:52



BRISBANE  
RACING CLUB

Track Rating: Good 4, Weather: Overcast, Rail Position: +6m Entire

Section														
Field Times	Overall	1600m	1400m	1200m	1000m	800m	600m	Last 600m						
	1:54.18 (0:16.63)	1:37.55 (0:12.36)	1:25.19 (0:12.75)	1:12.44 (0:12.47)	0:59.97 (0:12.37)	0:47.60 (0:12.01)	0:35.59 (0:11.74)	0:35.59						
Rank	TAB	Horse/Jockey	Barrier	Top Speed [km/h]	Fastest Section									Distance Travelled [m]
1	3	<b>SOUTHERN STOCK</b> Justin Huxtable	3	64.0 400m	0:11.48 400m	1:54.18 [1] (0:17.06)	1:37.12 [7] (0:12.45)	1:24.67 [7] (0:12.81)	1:11.86 [7] (0:12.36)	0:59.50 [7] (0:12.46)	0:47.04 [6] (0:11.92)	0:35.12 [6] (0:11.64)	0:35.12	
2	11	<b>MIRACLE SPIN</b> Stephanie Thornton	8	65.0 600m	0:11.31 400m	1:54.21 [2] (0:17.33)	1:36.88 [9] (0:12.36)	1:24.52 [9] (0:12.85)	1:11.67 [9] (0:12.26)	0:59.41 [8] (0:12.52)	0:46.89 [9] (0:11.94)	0:34.95 [7] (0:11.50)	0:34.95	+4
3	6	<b>DECADENT TALE</b> Kyle Wilson-Taylor	11	64.3 400m	0:11.46 400m	1:54.27 [3] (0:16.76)	1:37.51 [4] (0:12.41)	1:25.10 [4] (0:12.57)	1:12.53 [1] (0:12.52)	1:00.01 [3] (0:12.51)	0:47.50 [4] (0:12.19)	0:35.31 [5] (0:11.67)	0:35.31	+5
4	2	<b>WARP SPEED</b> Michael Cahill	10	62.7 400m	0:11.63 400m	1:54.42 [4] (0:16.63)	1:37.79 [1] (0:12.39)	1:25.40 [2] (0:12.73)	1:12.67 [2] (0:12.46)	1:00.21 [2] (0:12.44)	0:47.77 [2] (0:12.02)	0:35.75 [2] (0:11.67)	0:35.75	+1
5	9	<b>MIDNIGHT RAMBLER</b> Nikita Beriman	2	65.0 400m	0:11.45 400m	1:54.47 [5] (0:16.67)	1:37.80 [2] (0:12.32)	1:25.48 [1] (0:12.83)	1:12.65 [3] (0:12.49)	1:00.16 [4] (0:12.46)	0:47.70 [5] (0:12.10)	0:35.60 [4] (0:11.66)	0:35.60	-12
6	1	<b>CLYDE</b> Marnu Potgieter	6	63.1 400m	0:11.64 400m	1:54.70 [6] (0:16.87)	1:37.83 [5] (0:12.44)	1:25.39 [6] (0:12.64)	1:12.75 [5] (0:12.51)	1:00.24 [5] (0:12.31)	0:47.93 [3] (0:11.99)	0:35.94 [2] (0:11.69)	0:35.94	+0
7	8	<b>BEEF WEEK PRINCESS</b> Tegan Harrison	1	63.7 600m	0:11.62 600m	1:54.71 [7] (0:16.94)	1:37.77 [6] (0:12.32)	1:25.45 [5] (0:12.81)	1:12.64 [6] (0:12.55)	1:00.09 [6] (0:12.48)	0:47.61 [7] (0:12.06)	0:35.55 [8] (0:11.62)	0:35.55	-6
8	7	<b>KOPANGI</b> Samantha Collett	4	64.0 600m	0:11.48 400m	1:54.73 [8] (0:17.20)	1:37.53 [8] (0:12.34)	1:25.19 [8] (0:12.79)	1:12.40 [8] (0:12.44)	0:59.96 [9] (0:12.49)	0:47.47 [8] (0:12.03)	0:35.44 [9] (0:11.57)	0:35.44	+0
9	5	<b>TEXAS STORM</b> Angela Jones	5	63.6 600m	0:11.74 600m	1:54.96 [9] (0:16.72)	1:38.24 [3] (0:12.45)	1:25.79 [3] (0:12.75)	1:13.04 [4] (0:12.29)	1:00.75 [1] (0:12.37)	0:48.38 [1] (0:12.01)	0:36.37 [1] (0:11.74)	0:36.37	+3

Scratched: The Red Kite (#4), Guts 'N' Glory (#10)

[ ] Ranking at each section and finish  
 -:-:- No data available at this section  
 NA No data available

SCN Saddle cloth number  
 DNF Did not finish  
 DNT Did not track



# Eagle Farm QLD Professional

## Race 4: SPORTING CHANCE CANCER FOUNDATION BM78 Handicap - 1830m

11 March 2023 - 13:52



BRISBANE  
RACING CLUB

Track Rating: Good 4, Weather: Overcast, Rail Position: +6m Entire

Section							400m	200m			Last 600m
Field Times							0:23.85 (0:11.64)	0:12.21 (0:12.21)			0:35.59
Rank	TAB	Horse/Jockey	Barrier	Top Speed [km/h]	Fastest Section			Margin			Distance Travelled [m]
1	3	<b>SOUTHERN STOCK</b> Justin Huxtable	3	64.0 400m	0:11.48 400m	0:23.48 [6] (0:11.48)	0:12.00 [7] (0:12.00)	1:54.18			0:35.12
2	11	<b>MIRACLE SPIN</b> Stephanie Thornton	8	65.0 600m	0:11.31 400m	0:23.45 [7] (0:11.31)	0:12.14 [1] (0:12.14)	0.2L			0:34.95 +4
3	6	<b>DECADENT TALE</b> Kyle Wilson-Taylor	11	64.3 400m	0:11.46 400m	0:23.64 [5] (0:11.46)	0:12.18 [5] (0:12.18)	0.52L			0:35.31 +5
4	2	<b>WARP SPEED</b> Michael Cahill	10	62.7 400m	0:11.63 400m	0:24.08 [2] (0:11.63)	0:12.45 [3] (0:12.45)	1.43L			0:35.75 +1
5	9	<b>MIDNIGHT RAMBLER</b> Nikita Beriman	2	65.0 400m	0:11.45 400m	0:23.94 [4] (0:11.45)	0:12.49 [2] (0:12.49)	1.67L			0:35.60 -12
6	1	<b>CLYDE</b> Marnu Potgieter	6	63.1 400m	0:11.64 400m	0:24.25 [3] (0:11.64)	0:12.61 [4] (0:12.61)	3.04L			0:35.94 +0
7	8	<b>BEEF WEEK PRINCESS</b> Tegan Harrison	1	63.7 600m	0:11.62 600m	0:23.93 [8] (0:11.63)	0:12.30 [9] (0:12.30)	3.09L			0:35.55 -6
8	7	<b>KOPANGI</b> Samantha Collett	4	64.0 600m	0:11.48 400m	0:23.87 [9] (0:11.48)	0:12.39 [8] (0:12.39)	3.22L			0:35.44 +0
9	5	<b>TEXAS STORM</b> Angela Jones	5	63.6 600m	0:11.74 600m	0:24.63 [1] (0:11.78)	0:12.85 [6] (0:12.85)	4.59L			0:36.37 +3

Scratched: The Red Kite (#4), Guts 'N' Glory (#10)



Horse/Jockey Name	Southern Stock
Final Rank	1
Fastest Section Time (Section)	0:11.48 (400m)
Top Speed [km/h] (Section)	64.0 (400m)
Race State	Finished



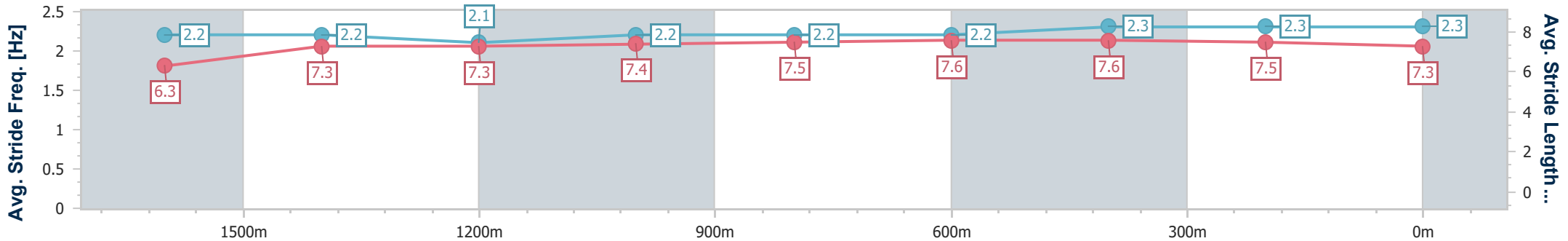
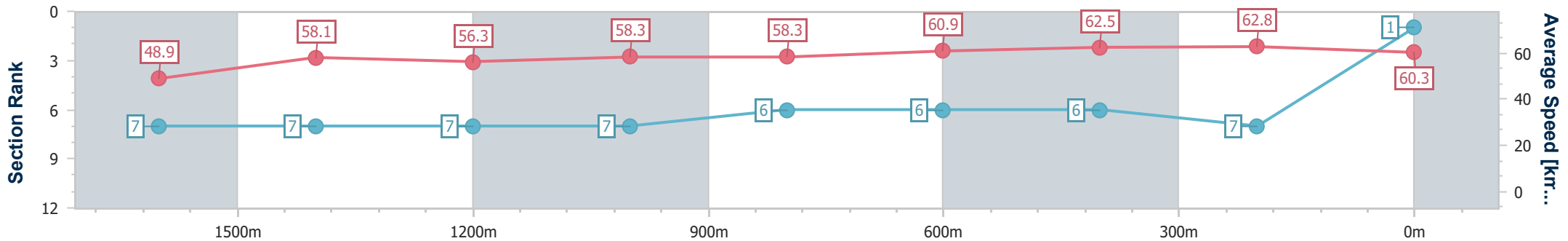
Eagle Farm QLD Professional  
 Race 4: SPORTING CHANCE CANCER FOUNDATION BM78  
 Handicap - 1830m  
 11 March 2023 - 13:52



BRISBANE  
 RACING CLUB

Track Rating: Good 4, Weather: Overcast, Rail Position: +6m Entire

Section	Overall	1600m	1400m	1200m	1000m	800m	600m	400m	200m
Section Times	1:54.18 [1] (0:17.06)	1:37.12 [7] (0:12.45)	1:24.67 [7] (0:12.81)	1:11.86 [7] (0:12.36)	0:59.50 [7] (0:12.46)	0:47.04 [6] (0:11.92)	0:35.12 [6] (0:11.64)	0:23.48 [6] (0:11.48)	0:12.00 [7] (0:12.00)
Average Speed [km/h]	48.9	58.1	56.3	58.3	58.3	60.9	62.5	62.8	60.3
Top Speed [km/h]	58.7	60.2	57.3	59.2	58.9	61.8	63.0	64.0	62.7
Avg. Dist. to Rail [m]	3.4	1.9	2.3	2.3	1.9	2.2	2.2	5.4	6.6
Avg. Stride Freq. [Hz]	2.2	2.2	2.1	2.2	2.2	2.2	2.3	2.3	2.3
Avg. Stride Length [m]	6.3	7.3	7.3	7.4	7.5	7.6	7.6	7.5	7.3



- [ ] Ranking at each section and finish
- .-.- No data available at this section
- NA No data available



Horse/Jockey Name	Miracle Spin
Final Rank	2
Fastest Section Time (Section)	0:11.31 (400m)
Top Speed [km/h] (Section)	65.0 (600m)
Race State	Finished



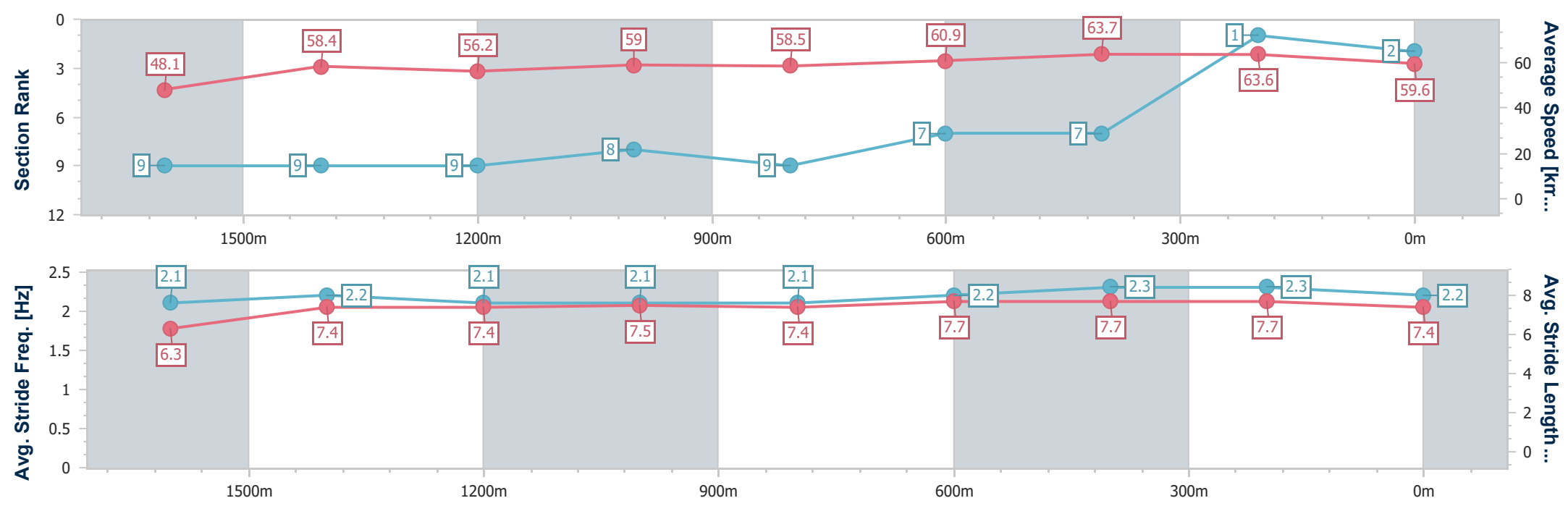
Eagle Farm QLD Professional  
 Race 4: SPORTING CHANCE CANCER FOUNDATION BM78  
 Handicap - 1830m  
 11 March 2023 - 13:52



BRISBANE  
 RACING CLUB

Track Rating: Good 4, Weather: Overcast, Rail Position: +6m Entire

Section	Overall	1600m	1400m	1200m	1000m	800m	600m	400m	200m
Section Times	1:54.21 [2] (0:17.33)	1:36.88 [9] (0:12.36)	1:24.52 [9] (0:12.85)	1:11.67 [9] (0:12.26)	0:59.41 [8] (0:12.52)	0:46.89 [9] (0:11.94)	0:34.95 [7] (0:11.50)	0:23.45 [7] (0:11.31)	0:12.14 [1] (0:12.14)
Average Speed [km/h]	48.1	58.4	56.2	59.0	58.5	60.9	63.7	63.6	59.6
Top Speed [km/h]	58.8	60.4	56.8	61.0	59.1	62.4	65.0	64.9	62.1
Avg. Dist. to Rail [m]	4.8	1.0	2.4	3.8	3.6	2.6	3.3	7.1	8.2
Avg. Stride Freq. [Hz]	2.1	2.2	2.1	2.1	2.1	2.2	2.3	2.3	2.2
Avg. Stride Length [m]	6.3	7.4	7.4	7.5	7.4	7.7	7.7	7.7	7.4



- [ ] Ranking at each section and finish
- .-.- No data available at this section
- NA No data available



Horse/Jockey Name	Decadent Tale
Final Rank	3
Fastest Section Time (Section)	0:11.46 (400m)
Top Speed [km/h] (Section)	64.3 (400m)
Race State	Finished



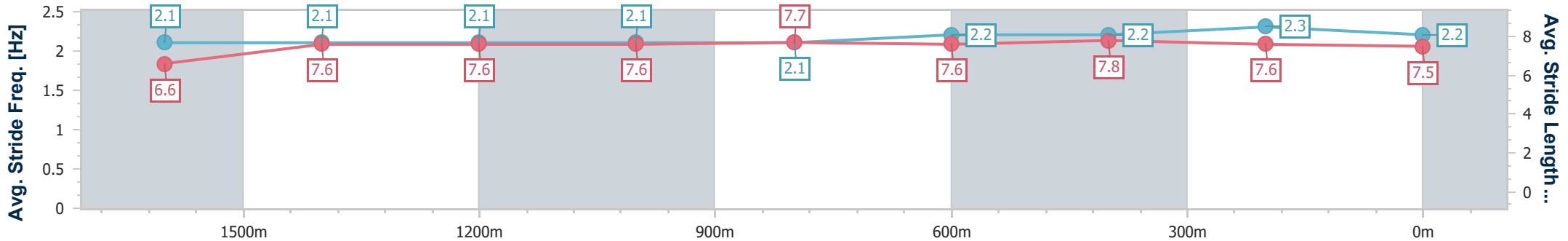
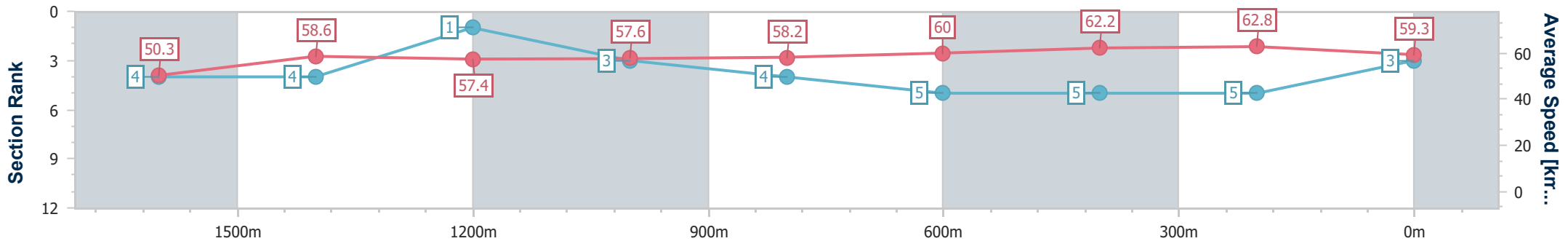
Eagle Farm QLD Professional  
 Race 4: SPORTING CHANCE CANCER FOUNDATION BM78  
 Handicap - 1830m  
 11 March 2023 - 13:52



BRISBANE  
 RACING CLUB

Track Rating: Good 4, Weather: Overcast, Rail Position: +6m Entire

Section	Overall	1600m	1400m	1200m	1000m	800m	600m	400m	200m
Section Times	1:54.27 [3] (0:16.76)	1:37.51 [4] (0:12.41)	1:25.10 [4] (0:12.57)	1:12.53 [1] (0:12.52)	1:00.01 [3] (0:12.51)	0:47.50 [4] (0:12.19)	0:35.31 [5] (0:11.67)	0:23.64 [5] (0:11.46)	0:12.18 [5] (0:12.18)
Average Speed [km/h]	50.3	58.6	57.4	57.6	58.2	60.0	62.2	62.8	59.3
Top Speed [km/h]	59.8	59.6	58.0	58.6	59.8	61.9	63.4	64.3	61.7
Avg. Dist. to Rail [m]	7.4	2.9	3.0	2.0	2.5	3.0	2.1	4.6	4.5
Avg. Stride Freq. [Hz]	2.1	2.1	2.1	2.1	2.1	2.2	2.2	2.3	2.2
Avg. Stride Length [m]	6.6	7.6	7.6	7.6	7.7	7.6	7.8	7.6	7.5



- [ ] Ranking at each section and finish
- .-.- No data available at this section
- NA No data available



Horse/Jockey Name	Warp Speed
Final Rank	4
Fastest Section Time (Section)	0:11.63 (400m)
Top Speed [km/h] (Section)	62.7 (400m)
Race State	Finished



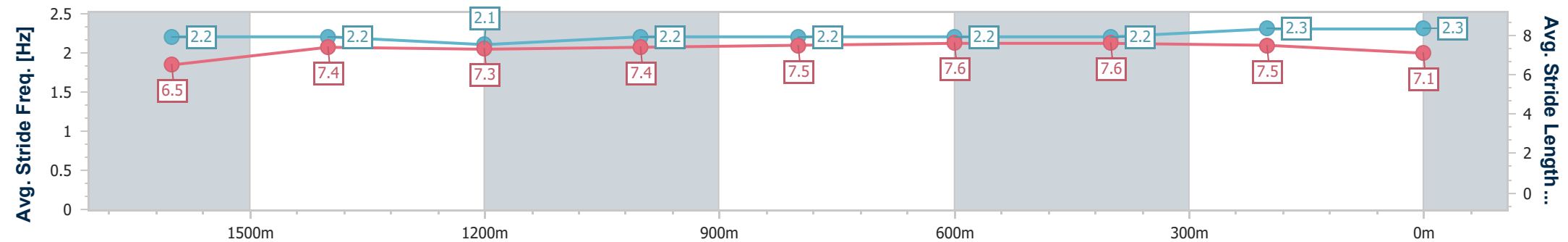
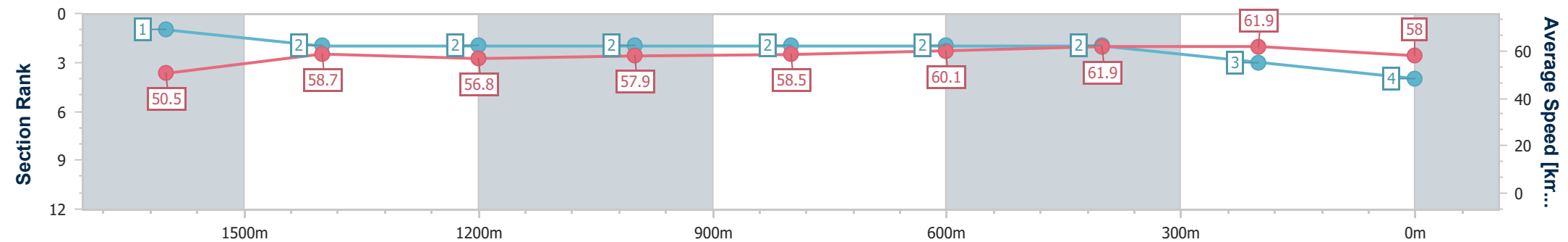
Eagle Farm QLD Professional  
 Race 4: SPORTING CHANCE CANCER FOUNDATION BM78  
 Handicap - 1830m  
 11 March 2023 - 13:52



BRISBANE  
 RACING CLUB

Track Rating: Good 4, Weather: Overcast, Rail Position: +6m Entire

Section	Overall	1600m	1400m	1200m	1000m	800m	600m	400m	200m
Section Times	1:54.42 [4] (0:16.63)	1:37.79 [1] (0:12.39)	1:25.40 [2] (0:12.73)	1:12.67 [2] (0:12.46)	1:00.21 [2] (0:12.44)	0:47.77 [2] (0:12.02)	0:35.75 [2] (0:11.67)	0:24.08 [2] (0:11.63)	0:12.45 [3] (0:12.45)
Average Speed [km/h]	50.5	58.7	56.8	57.9	58.5	60.1	61.9	61.9	58.0
Top Speed [km/h]	60.3	59.8	57.7	58.3	59.3	61.0	62.6	62.7	60.8
Avg. Dist. to Rail [m]	6.4	2.9	3.0	2.2	2.2	1.3	0.5	1.8	3.8
Avg. Stride Freq. [Hz]	2.2	2.2	2.1	2.2	2.2	2.2	2.2	2.3	2.3
Avg. Stride Length [m]	6.5	7.4	7.3	7.4	7.5	7.6	7.6	7.5	7.1



- [ ] Ranking at each section and finish
- .-.- No data available at this section
- NA No data available



Horse/Jockey Name	Midnight Rambler
Final Rank	5
Fastest Section Time (Section)	0:11.45 (400m)
Top Speed [km/h] (Section)	65.0 (400m)
Race State	Finished



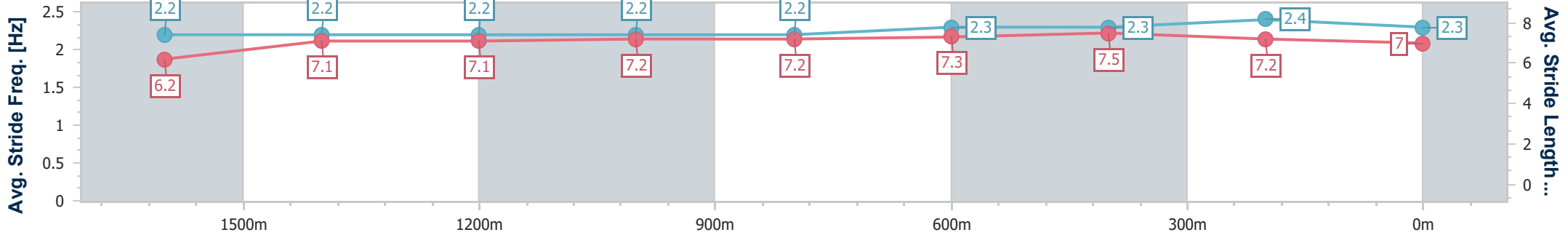
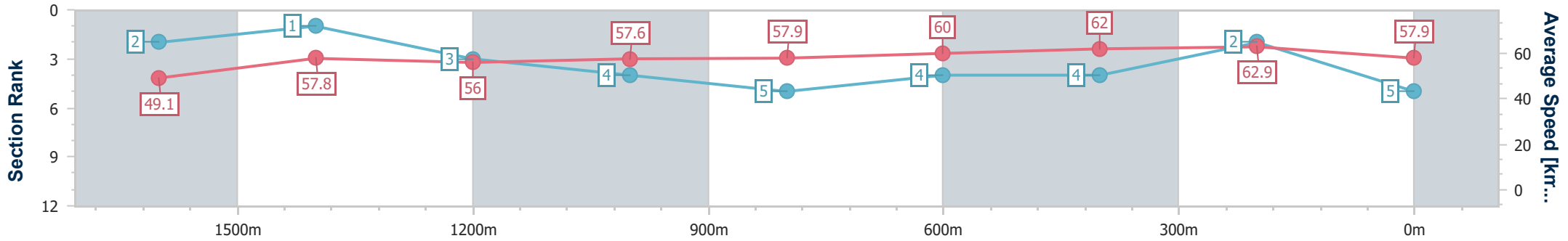
Eagle Farm QLD Professional  
 Race 4: SPORTING CHANCE CANCER FOUNDATION BM78  
 Handicap - 1830m  
 11 March 2023 - 13:52



BRISBANE  
 RACING CLUB

Track Rating: Good 4, Weather: Overcast, Rail Position: +6m Entire

Section	Overall	1600m	1400m	1200m	1000m	800m	600m	400m	200m
Section Times	1:54.47 [5] (0:16.67)	1:37.80 [2] (0:12.32)	1:25.48 [1] (0:12.83)	1:12.65 [3] (0:12.49)	1:00.16 [4] (0:12.46)	0:47.70 [5] (0:12.10)	0:35.60 [4] (0:11.66)	0:23.94 [4] (0:11.45)	0:12.49 [2] (0:12.49)
Average Speed [km/h]	49.1	57.8	56.0	57.6	57.9	60.0	62.0	62.9	57.9
Top Speed [km/h]	59.0	58.7	57.5	58.8	59.7	61.3	63.2	65.0	61.7
Avg. Dist. to Rail [m]	3.6	2.8	1.5	1.1	0.7	1.5	1.1	1.9	3.6
Avg. Stride Freq. [Hz]	2.2	2.2	2.2	2.2	2.2	2.3	2.3	2.4	2.3
Avg. Stride Length [m]	6.2	7.1	7.1	7.2	7.2	7.3	7.5	7.2	7.0



- [ ] Ranking at each section and finish
- .-.- No data available at this section
- NA No data available



Horse/Jockey Name	Clyde
Final Rank	6
Fastest Section Time (Section)	0:11.64 (400m)
Top Speed [km/h] (Section)	63.1 (400m)
Race State	Finished



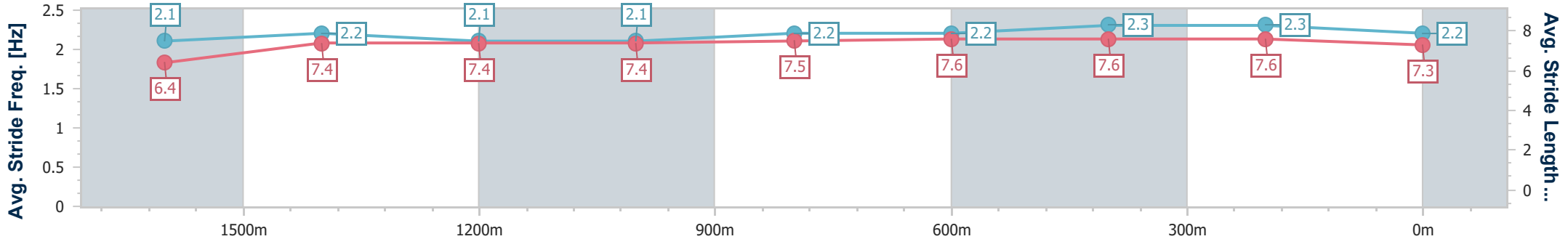
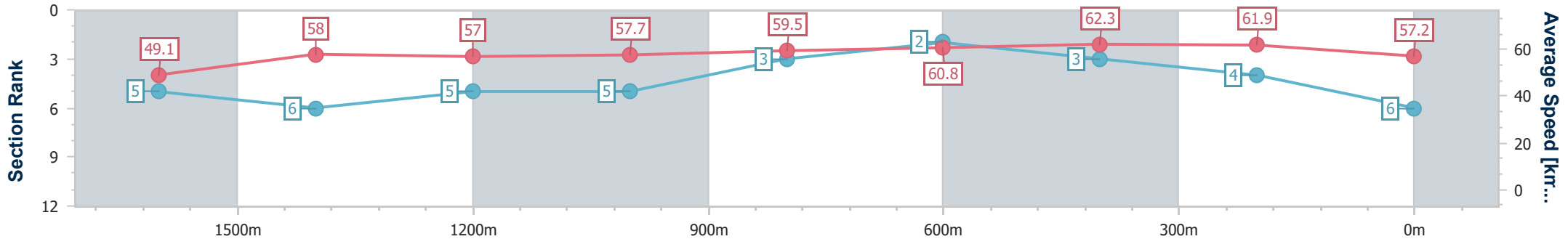
Eagle Farm QLD Professional  
 Race 4: SPORTING CHANCE CANCER FOUNDATION BM78  
 Handicap - 1830m  
 11 March 2023 - 13:52



BRISBANE  
 RACING CLUB

Track Rating: Good 4, Weather: Overcast, Rail Position: +6m Entire

Section	Overall	1600m	1400m	1200m	1000m	800m	600m	400m	200m
Section Times	1:54.70 [6] (0:16.87)	1:37.83 [5] (0:12.44)	1:25.39 [6] (0:12.64)	1:12.75 [5] (0:12.51)	1:00.24 [5] (0:12.31)	0:47.93 [3] (0:11.99)	0:35.94 [2] (0:11.69)	0:24.25 [3] (0:11.64)	0:12.61 [4] (0:12.61)
Average Speed [km/h]	49.1	58.0	57.0	57.7	59.5	60.8	62.3	61.9	57.2
Top Speed [km/h]	59.3	59.2	57.8	58.8	60.6	61.8	63.1	63.1	60.1
Avg. Dist. to Rail [m]	3.7	0.6	2.1	3.1	3.4	2.7	2.4	5.8	6.3
Avg. Stride Freq. [Hz]	2.1	2.2	2.1	2.1	2.2	2.2	2.3	2.3	2.2
Avg. Stride Length [m]	6.4	7.4	7.4	7.4	7.5	7.6	7.6	7.6	7.3



- [ ] Ranking at each section and finish
- .-.- No data available at this section
- NA No data available





Horse/Jockey Name	Beef Week Princess
Final Rank	7
Fastest Section Time (Section)	0:11.62 (600m)
Top Speed [km/h] (Section)	63.7 (600m)
Race State	Finished



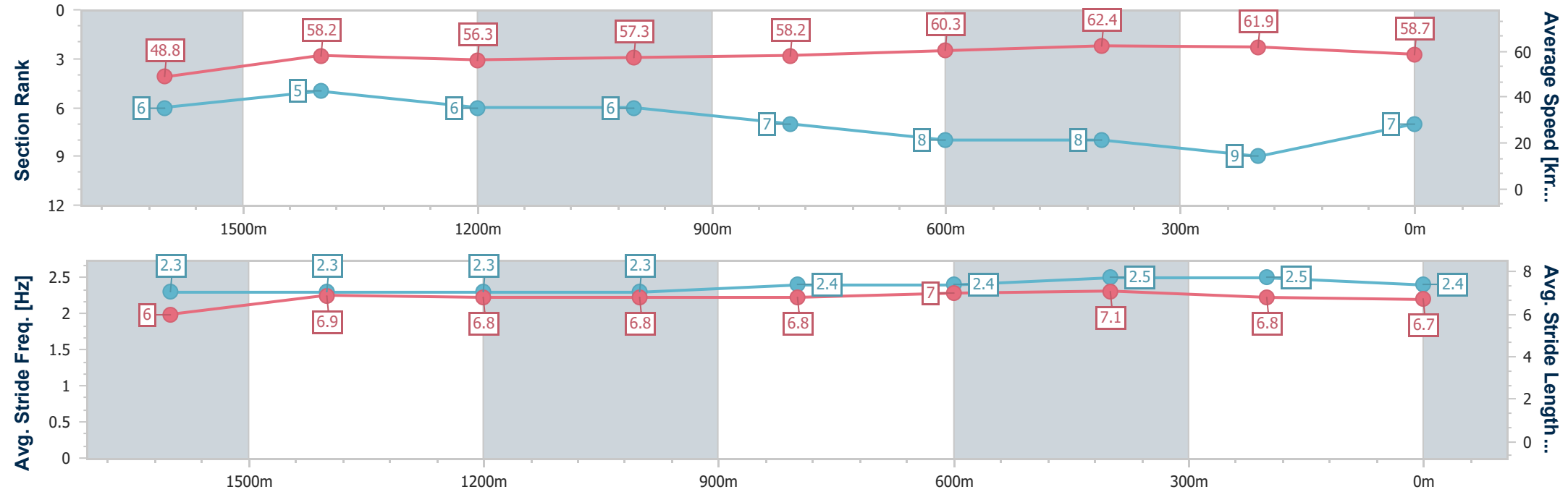
Eagle Farm QLD Professional  
 Race 4: SPORTING CHANCE CANCER FOUNDATION BM78  
 Handicap - 1830m  
 11 March 2023 - 13:52



BRISBANE  
 RACING CLUB

Track Rating: Good 4, Weather: Overcast, Rail Position: +6m Entire

Section	Overall	1600m	1400m	1200m	1000m	800m	600m	400m	200m
Section Times	1:54.71 [7] (0:16.94)	1:37.77 [6] (0:12.32)	1:25.45 [5] (0:12.81)	1:12.64 [6] (0:12.55)	1:00.09 [6] (0:12.48)	0:47.61 [7] (0:12.06)	0:35.55 [8] (0:11.62)	0:23.93 [8] (0:11.63)	0:12.30 [9] (0:12.30)
Average Speed [km/h]	48.8	58.2	56.3	57.3	58.2	60.3	62.4	61.9	58.7
Top Speed [km/h]	58.6	58.9	58.3	59.9	59.9	62.3	63.7	62.4	62.2
Avg. Dist. to Rail [m]	2.4	0.8	0.3	0.7	1.7	2.2	1.3	3.0	2.8
Avg. Stride Freq. [Hz]	2.3	2.3	2.3	2.3	2.4	2.4	2.5	2.5	2.4
Avg. Stride Length [m]	6.0	6.9	6.8	6.8	6.8	7.0	7.1	6.8	6.7



- [ ] Ranking at each section and finish
- .-.- No data available at this section
- NA No data available



Horse/Jockey Name	Kopangi
Final Rank	8
Fastest Section Time (Section)	0:11.48 (400m)
Top Speed [km/h] (Section)	64.0 (600m)
Race State	Finished



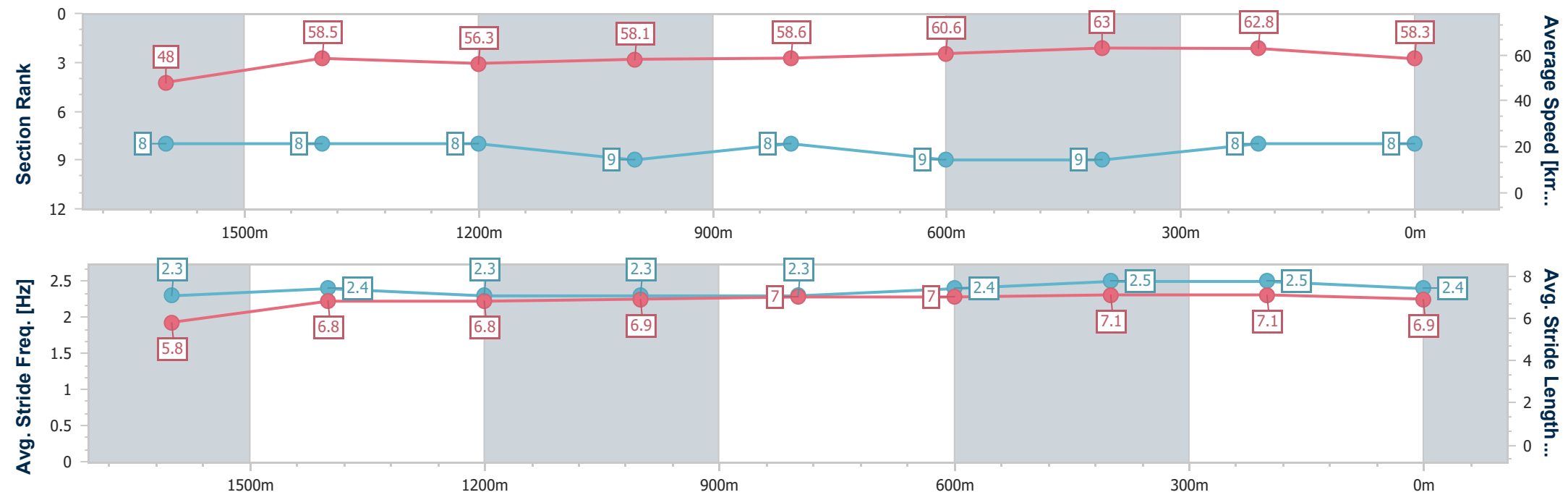
Eagle Farm QLD Professional  
 Race 4: SPORTING CHANCE CANCER FOUNDATION BM78  
 Handicap - 1830m  
 11 March 2023 - 13:52



BRISBANE  
 RACING CLUB

Track Rating: Good 4, Weather: Overcast, Rail Position: +6m Entire

Section	Overall	1600m	1400m	1200m	1000m	800m	600m	400m	200m
Section Times	1:54.73 [8] (0:17.20)	1:37.53 [8] (0:12.34)	1:25.19 [8] (0:12.79)	1:12.40 [8] (0:12.44)	0:59.96 [9] (0:12.49)	0:47.47 [8] (0:12.03)	0:35.44 [9] (0:11.57)	0:23.87 [9] (0:11.48)	0:12.39 [8] (0:12.39)
Average Speed [km/h]	48.0	58.5	56.3	58.1	58.6	60.6	63.0	62.8	58.3
Top Speed [km/h]	57.7	60.0	58.2	59.6	60.2	63.0	64.0	63.4	60.5
Avg. Dist. to Rail [m]	3.0	0.5	1.2	2.7	3.5	3.2	2.2	3.7	3.2
Avg. Stride Freq. [Hz]	2.3	2.4	2.3	2.3	2.3	2.4	2.5	2.5	2.4
Avg. Stride Length [m]	5.8	6.8	6.8	6.9	7.0	7.0	7.1	7.1	6.9



- [ ] Ranking at each section and finish
- .-.- No data available at this section
- NA No data available



Horse/Jockey Name	Texas Storm
Final Rank	9
Fastest Section Time (Section)	0:11.74 (600m)
Top Speed [km/h] (Section)	63.6 (600m)
Race State	Finished



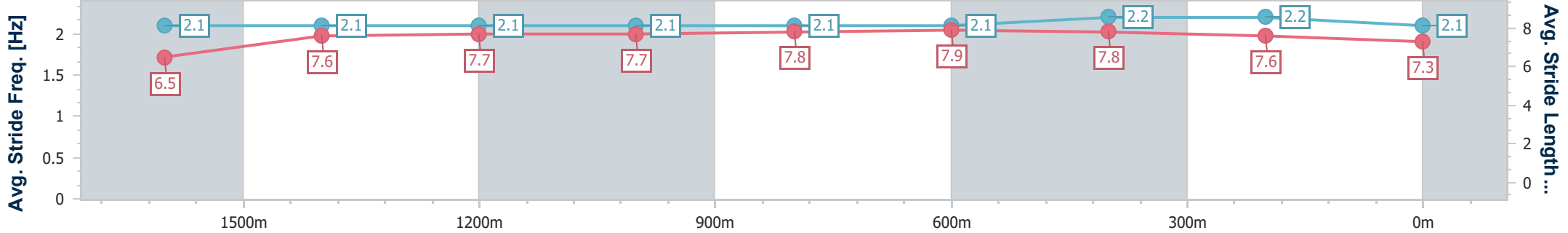
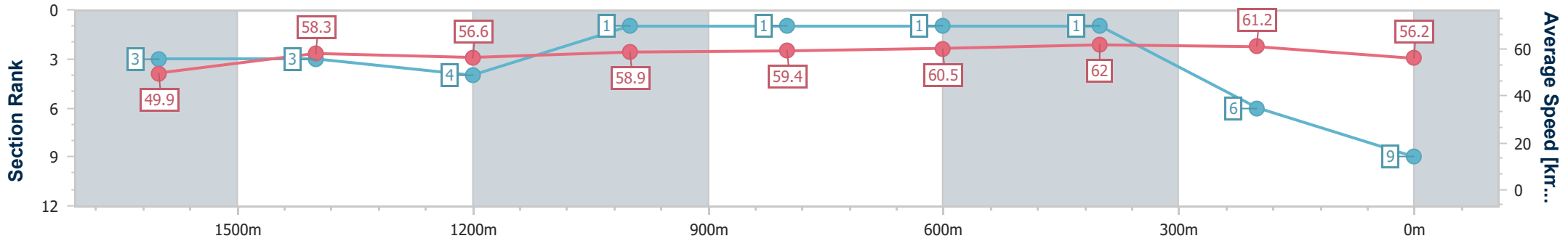
Eagle Farm QLD Professional  
 Race 4: SPORTING CHANCE CANCER FOUNDATION BM78  
 Handicap - 1830m  
 11 March 2023 - 13:52



BRISBANE  
 RACING CLUB

Track Rating: Good 4, Weather: Overcast, Rail Position: +6m Entire

Section	Overall	1600m	1400m	1200m	1000m	800m	600m	400m	200m
Section Times	1:54.96 [9] (0:16.72)	1:38.24 [3] (0:12.45)	1:25.79 [3] (0:12.75)	1:13.04 [4] (0:12.29)	1:00.75 [1] (0:12.37)	0:48.38 [1] (0:12.01)	0:36.37 [1] (0:11.74)	0:24.63 [1] (0:11.78)	0:12.85 [6] (0:12.85)
Average Speed [km/h]	49.9	58.3	56.6	58.9	59.4	60.5	62.0	61.2	56.2
Top Speed [km/h]	59.9	59.7	58.6	60.5	59.7	61.2	63.6	62.7	58.8
Avg. Dist. to Rail [m]	4.1	2.9	4.2	4.8	4.0	2.5	1.9	4.3	4.3
Avg. Stride Freq. [Hz]	2.1	2.1	2.1	2.1	2.1	2.1	2.2	2.2	2.1
Avg. Stride Length [m]	6.5	7.6	7.7	7.7	7.8	7.9	7.8	7.6	7.3



- [ ] Ranking at each section and finish
- .-.- No data available at this section
- NA No data available