



Eagle Farm QLD Professional

Race 3: HOPPYS CAR WASH BM85 Handicap - 1600m

11 March 2023 - 13:13



BRISBANE
RACING CLUB

Track Rating: Good 4, Weather: Overcast, Rail Position: +6m Entire

Section														
Field Times	Overall	1400m	1200m	1000m	800m	600m	400m	Last 600m						
	1:36.51 (0:13.87)	1:22.64 (0:11.70)	1:10.94 (0:11.90)	0:59.04 (0:11.74)	0:47.30 (0:11.88)	0:35.42 (0:11.74)	0:23.68 (0:11.55)	0:35.42						
Rank	TAB	Horse/Jockey	Barrier	Top Speed [km/h]	Fastest Section									Distance Travelled [m]
1	7	SANTERO Jaden Lloyd	2	65.6 400m	0:11.16 400m	1:36.51 [1] (0:14.35)	1:22.16 [5] (0:11.66)	1:10.50 [5] (0:12.01)	0:58.49 [5] (0:11.96)	0:46.53 [5] (0:11.79)	0:34.74 [5] (0:11.45)	0:23.29 [5] (0:11.16)	0:34.74	
2	1	FAST TALKING Kyle Wilson-Taylor	1	64.2 400m	0:11.45 400m	1:36.92 [2] (0:14.34)	1:22.58 [4] (0:11.64)	1:10.94 [4] (0:11.95)	0:58.99 [4] (0:11.97)	0:47.02 [4] (0:11.63)	0:35.39 [4] (0:11.54)	0:23.85 [4] (0:11.45)	0:35.39	-3
3	3	SAGACIOUS Angela Jones	7	64.1 Overall	0:11.52 400m	1:37.00 [3] (0:13.87)	1:23.13 [1] (0:11.70)	1:11.43 [1] (0:11.90)	0:59.53 [1] (0:11.74)	0:47.79 [1] (0:11.96)	0:35.83 [1] (0:11.70)	0:24.13 [1] (0:11.52)	0:35.83	-2
4	6	STUCK WITH YOU Andrew Mallyon	4	63.8 600m	0:11.54 600m	1:37.52 [4] (0:14.54)	1:22.98 [7] (0:11.65)	1:11.33 [6] (0:11.93)	0:59.40 [6] (0:11.94)	0:47.46 [6] (0:11.75)	0:35.71 [6] (0:11.54)	0:24.17 [6] (0:11.64)	0:35.71	-1
5	2	STAR OF MICHELIN Justin Huxtable	3	65.8 Overall	0:11.48 1400m	1:37.54 [5] (0:14.98)	1:22.56 [8] (0:11.48)	1:11.08 [8] (0:11.96)	0:59.12 [8] (0:11.94)	0:47.18 [8] (0:11.67)	0:35.51 [8] (0:11.50)	0:24.01 [8] (0:11.48)	0:35.51	-2
6	8	RED LIGHT ROXANNE Nikita Beriman	6	63.3 400m	0:11.59 600m	1:37.84 [6] (0:14.53)	1:23.31 [6] (0:11.73)	1:11.58 [7] (0:12.00)	0:59.58 [7] (0:11.98)	0:47.60 [7] (0:11.66)	0:35.94 [7] (0:11.59)	0:24.35 [7] (0:11.65)	0:35.94	-2
7	4	HONORABLE SPIRIT Yvette Lewis	8	63.7 Overall	0:11.67 1400m	1:37.86 [7] (0:14.18)	1:23.68 [3] (0:11.67)	1:12.01 [3] (0:11.67)	1:00.34 [2] (0:11.75)	0:48.59 [2] (0:11.82)	0:36.77 [2] (0:11.74)	0:25.03 [2] (0:12.06)	0:36.77	-3
8	5	THAT'S JUSTIFIED Boris Thornton	5	64.5 1400m	0:11.61 600m	1:38.17 [8] (0:14.07)	1:24.10 [2] (0:11.64)	1:12.46 [2] (0:12.01)	1:00.45 [3] (0:11.95)	0:48.50 [3] (0:11.89)	0:36.61 [3] (0:11.61)	0:25.00 [3] (0:11.79)	0:36.61	+2

[] Ranking at each section and finish
 -:-:- No data available at this section
 NA No data available

SCN Saddle cloth number
 DNF Did not finish
 DNT Did not track



Eagle Farm QLD Professional

Race 3: HOPPYS CAR WASH BM85 Handicap - 1600m

11 March 2023 - 13:13



BRISBANE
RACING CLUB

Track Rating: Good 4, Weather: Overcast, Rail Position: +6m Entire

Section							200m			Last 600m
Field Times							0:12.13			0:35.42
Rank	TAB	Horse/Jockey	Barrier	Top Speed [km/h]	Fastest Section	Margin				Distance Travelled [m]
1	7	SANTERO Jaden Lloyd	2	65.6 400m	0:11.16 400m	0:12.13 [1] (0:12.13)	1:36.51		0:34.74	
2	1	FAST TALKING Kyle Wilson-Taylor	1	64.2 400m	0:11.45 400m	0:12.40 [3] (0:12.40)	2.4L		0:35.39	-3
3	3	SAGACIOUS Angela Jones	7	64.1 Overall	0:11.52 400m	0:12.61 [2] (0:12.61)	2.83L		0:35.83	-2
4	6	STUCK WITH YOU Andrew Mallyon	4	63.8 600m	0:11.54 600m	0:12.53 [6] (0:12.53)	5.92L		0:35.71	-1
5	2	STAR OF MICHELIN Justin Huxtable	3	65.8 Overall	0:11.48 1400m	0:12.53 [5] (0:12.53)	6.02L		0:35.51	-2
6	8	RED LIGHT ROXANNE Nikita Beriman	6	63.3 400m	0:11.59 600m	0:12.70 [8] (0:12.70)	7.81L		0:35.94	-2
7	4	HONORABLE SPIRIT Yvette Lewis	8	63.7 Overall	0:11.67 1400m	0:12.97 [7] (0:12.97)	7.91L		0:36.77	-3
8	5	THAT'S JUSTIFIED Boris Thornton	5	64.5 1400m	0:11.61 600m	0:13.21 [4] (0:13.21)	9.72L		0:36.61	+2



Horse/Jockey Name	Santero
Final Rank	1
Fastest Section Time (Section)	0:11.16 (400m)
Top Speed [km/h] (Section)	65.6 (400m)
Race State	Finished



Eagle Farm QLD Professional

Race 3: HOPPYS CAR WASH BM85 Handicap - 1600m

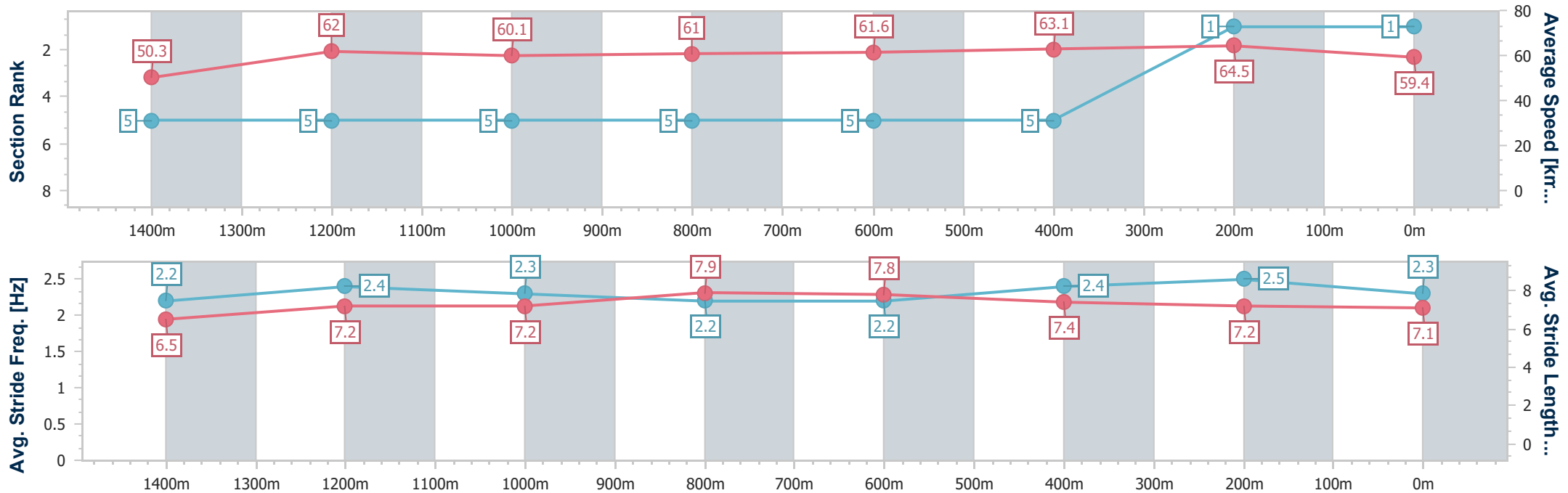
11 March 2023 - 13:13

Track Rating: Good 4, Weather: Overcast, Rail Position: +6m Entire



BRISBANE RACING CLUB

Section	Overall	1400m	1200m	1000m	800m	600m	400m	200m
Section Times	1:36.51 [1] (0:14.35)	1:22.16 [5] (0:11.66)	1:10.50 [5] (0:12.01)	0:58.49 [5] (0:11.96)	0:46.53 [5] (0:11.79)	0:34.74 [5] (0:11.45)	0:23.29 [5] (0:11.16)	0:12.13 [1] (0:12.13)
Average Speed [km/h]	50.3	62.0	60.1	61.0	61.6	63.1	64.5	59.4
Top Speed [km/h]	62.7	62.8	60.9	62.5	62.4	65.1	65.6	64.3
Avg. Dist. to Rail [m]	8.7	3.1	3.3	2.5	2.1	0.9	3.6	5.2
Avg. Stride Freq. [Hz]	2.2	2.4	2.3	2.2	2.2	2.4	2.5	2.3
Avg. Stride Length [m]	6.5	7.2	7.2	7.9	7.8	7.4	7.2	7.1



- [] Ranking at each section and finish
- .-.- No data available at this section
- NA No data available



Horse/Jockey Name	Fast Talking
Final Rank	2
Fastest Section Time (Section)	0:11.45 (400m)
Top Speed [km/h] (Section)	64.2 (400m)
Race State	Finished



Eagle Farm QLD Professional

Race 3: HOPPYS CAR WASH BM85 Handicap - 1600m

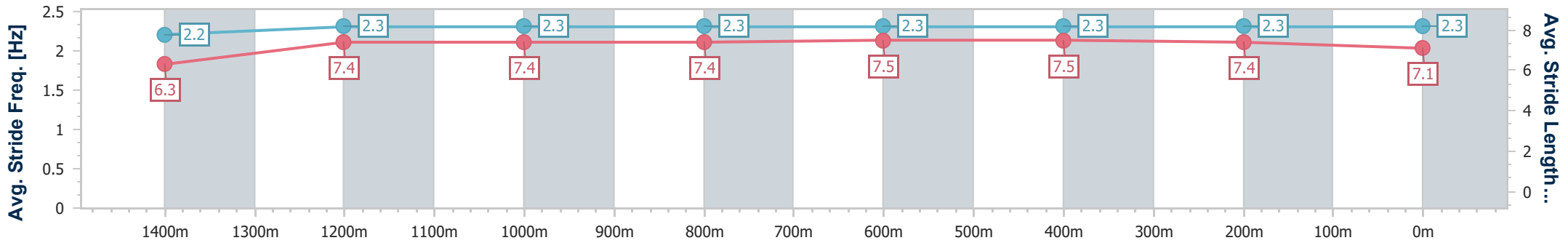
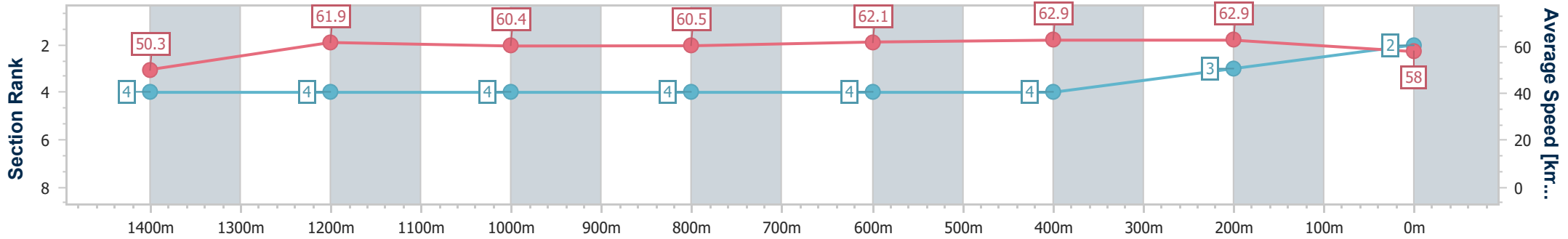
11 March 2023 - 13:13

Track Rating: Good 4, Weather: Overcast, Rail Position: +6m Entire



BRISBANE RACING CLUB

Section	Overall	1400m	1200m	1000m	800m	600m	400m	200m
Section Times	1:36.92 [2] (0:14.34)	1:22.58 [4] (0:11.64)	1:10.94 [4] (0:11.95)	0:58.99 [4] (0:11.97)	0:47.02 [4] (0:11.63)	0:35.39 [4] (0:11.54)	0:23.85 [4] (0:11.45)	0:12.40 [3] (0:12.40)
Average Speed [km/h]	50.3	61.9	60.4	60.5	62.1	62.9	62.9	58.0
Top Speed [km/h]	61.9	62.4	60.9	61.9	62.6	63.7	64.2	60.8
Avg. Dist. to Rail [m]	6.0	1.2	1.4	1.1	0.9	1.2	2.0	2.0
Avg. Stride Freq. [Hz]	2.2	2.3	2.3	2.3	2.3	2.3	2.3	2.3
Avg. Stride Length [m]	6.3	7.4	7.4	7.4	7.5	7.5	7.4	7.1



- [] Ranking at each section and finish
- .-.- No data available at this section
- NA No data available



Horse/Jockey Name	Sagacious
Final Rank	3
Fastest Section Time (Section)	0:11.52 (400m)
Top Speed [km/h] (Section)	64.1 (Overall)
Race State	Finished



Eagle Farm QLD Professional

Race 3: HOPPYS CAR WASH BM85 Handicap - 1600m

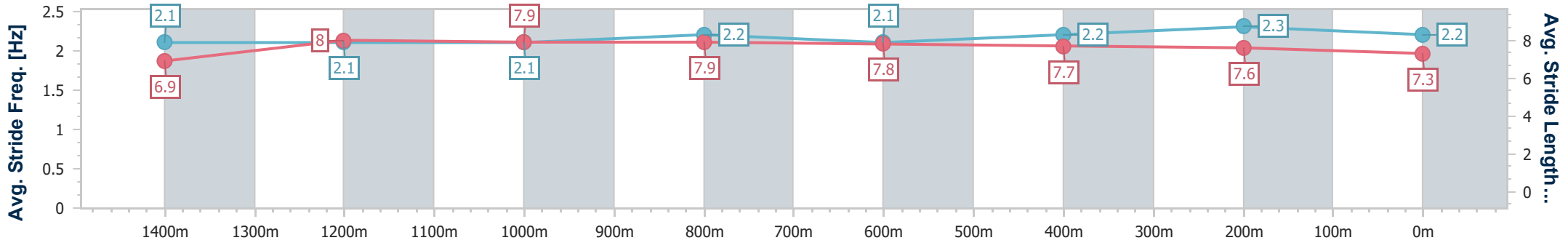
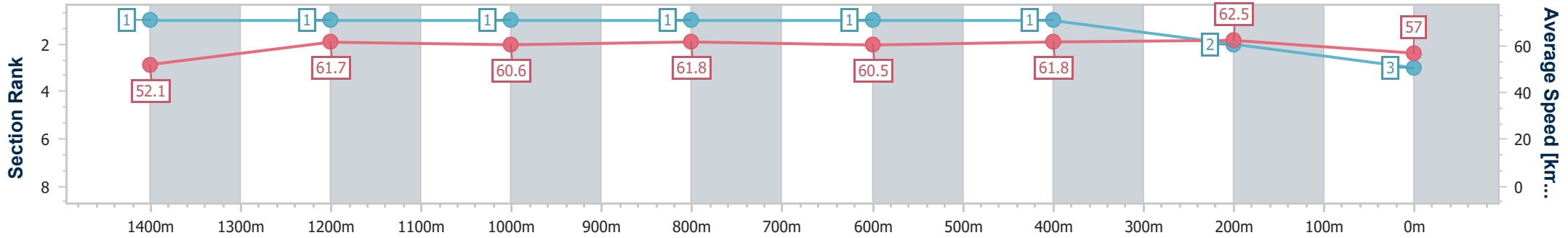
11 March 2023 - 13:13

Track Rating: Good 4, Weather: Overcast, Rail Position: +6m Entire



BRISBANE RACING CLUB

Section	Overall	1400m	1200m	1000m	800m	600m	400m	200m
Section Times	1:37.00 [3] (0:13.87)	1:23.13 [1] (0:11.70)	1:11.43 [1] (0:11.90)	0:59.53 [1] (0:11.74)	0:47.79 [1] (0:11.96)	0:35.83 [1] (0:11.70)	0:24.13 [1] (0:11.52)	0:12.61 [2] (0:12.61)
Average Speed [km/h]	52.1	61.7	60.6	61.8	60.5	61.8	62.5	57.0
Top Speed [km/h]	64.1	63.4	62.1	62.2	61.1	62.7	63.8	60.4
Avg. Dist. to Rail [m]	10.8	1.8	1.7	1.7	1.3	0.8	2.6	2.7
Avg. Stride Freq. [Hz]	2.1	2.1	2.1	2.2	2.1	2.2	2.3	2.2
Avg. Stride Length [m]	6.9	8.0	7.9	7.9	7.8	7.7	7.6	7.3



- [] Ranking at each section and finish
- .-.- No data available at this section
- NA No data available



Horse/Jockey Name	Stuck With You
Final Rank	4
Fastest Section Time (Section)	0:11.54 (600m)
Top Speed [km/h] (Section)	63.8 (600m)
Race State	Finished



Eagle Farm QLD Professional

Race 3: HOPPYS CAR WASH BM85 Handicap - 1600m

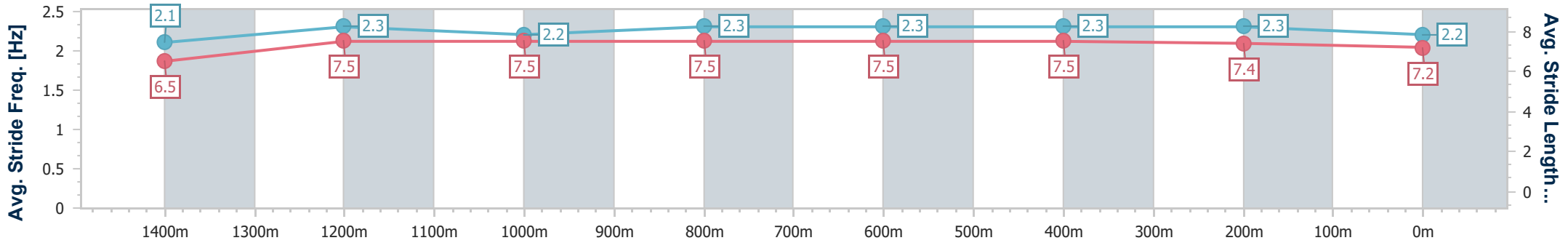
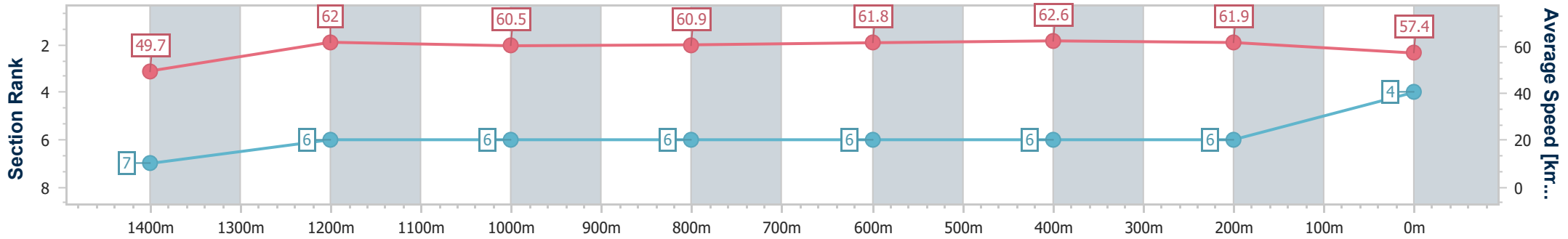
11 March 2023 - 13:13

Track Rating: Good 4, Weather: Overcast, Rail Position: +6m Entire



BRISBANE RACING CLUB

Section	Overall	1400m	1200m	1000m	800m	600m	400m	200m
Section Times	1:37.52 [4] (0:14.54)	1:22.98 [7] (0:11.65)	1:11.33 [6] (0:11.93)	0:59.40 [6] (0:11.94)	0:47.46 [6] (0:11.75)	0:35.71 [6] (0:11.54)	0:24.17 [6] (0:11.64)	0:12.53 [6] (0:12.53)
Average Speed [km/h]	49.7	62.0	60.5	60.9	61.8	62.6	61.9	57.4
Top Speed [km/h]	61.5	62.7	61.8	61.6	62.5	63.8	63.6	60.0
Avg. Dist. to Rail [m]	9.3	2.1	1.8	2.1	2.1	1.0	1.2	1.4
Avg. Stride Freq. [Hz]	2.1	2.3	2.2	2.3	2.3	2.3	2.3	2.2
Avg. Stride Length [m]	6.5	7.5	7.5	7.5	7.5	7.5	7.4	7.2



- [] Ranking at each section and finish
- .-.- No data available at this section
- NA No data available



Horse/Jockey Name	Star Of Michelin
Final Rank	5
Fastest Section Time (Section)	0:11.48 (1400m)
Top Speed [km/h] (Section)	65.8 (Overall)
Race State	Finished



Eagle Farm QLD Professional

Race 3: HOPPYS CAR WASH BM85 Handicap - 1600m

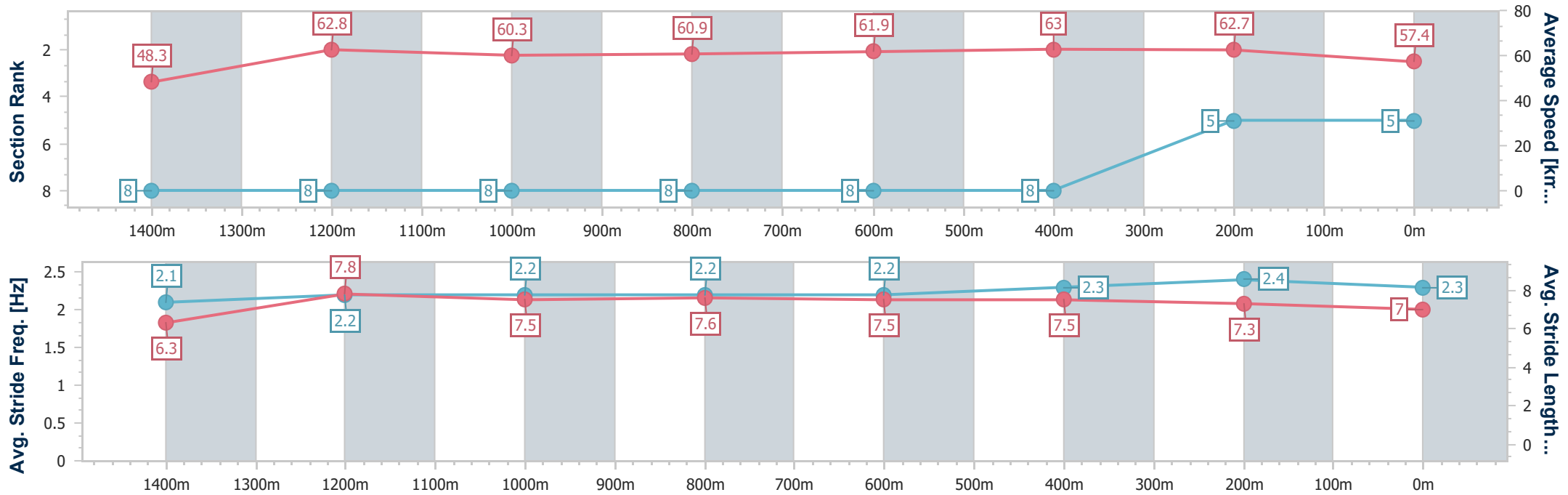
11 March 2023 - 13:13

Track Rating: Good 4, Weather: Overcast, Rail Position: +6m Entire



BRISBANE RACING CLUB

Section	Overall	1400m	1200m	1000m	800m	600m	400m	200m
Section Times	1:37.54 [5] (0:14.98)	1:22.56 [8] (0:11.48)	1:11.08 [8] (0:11.96)	0:59.12 [8] (0:11.94)	0:47.18 [8] (0:11.67)	0:35.51 [8] (0:11.50)	0:24.01 [8] (0:11.48)	0:12.53 [5] (0:12.53)
Average Speed [km/h]	48.3	62.8	60.3	60.9	61.9	63.0	62.7	57.4
Top Speed [km/h]	65.8	65.3	62.7	62.4	62.2	64.7	65.0	60.4
Avg. Dist. to Rail [m]	9.0	3.0	2.7	1.9	0.8	1.0	5.5	6.8
Avg. Stride Freq. [Hz]	2.1	2.2	2.2	2.2	2.2	2.3	2.4	2.3
Avg. Stride Length [m]	6.3	7.8	7.5	7.6	7.5	7.5	7.3	7.0



- [] Ranking at each section and finish
- .-.- No data available at this section
- NA No data available



Horse/Jockey Name	Red Light Roxanne
Final Rank	6
Fastest Section Time (Section)	0:11.59 (600m)
Top Speed [km/h] (Section)	63.3 (400m)
Race State	Finished



Eagle Farm QLD Professional

Race 3: HOPPYS CAR WASH BM85 Handicap - 1600m

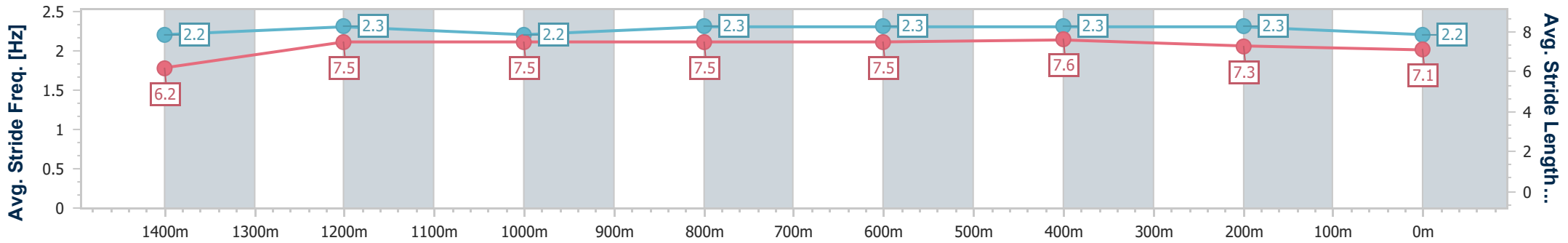
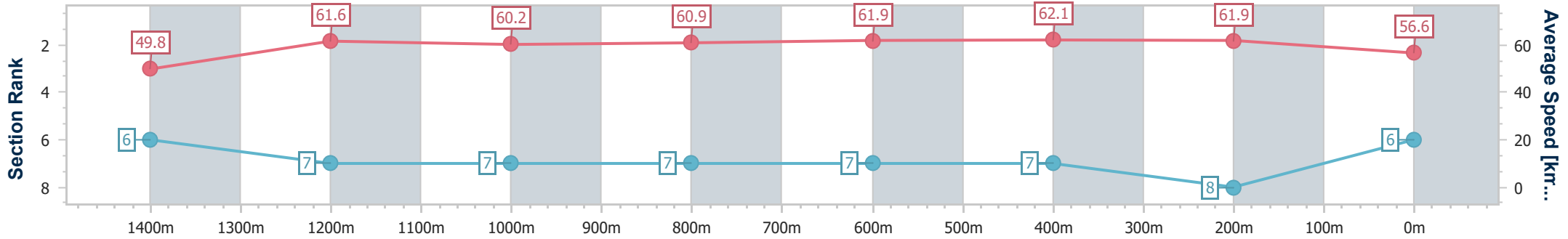
11 March 2023 - 13:13

Track Rating: Good 4, Weather: Overcast, Rail Position: +6m Entire



BRISBANE RACING CLUB

Section	Overall	1400m	1200m	1000m	800m	600m	400m	200m
Section Times	1:37.84 [6] (0:14.53)	1:23.31 [6] (0:11.73)	1:11.58 [7] (0:12.00)	0:59.58 [7] (0:11.98)	0:47.60 [7] (0:11.66)	0:35.94 [7] (0:11.59)	0:24.35 [7] (0:11.65)	0:12.70 [8] (0:12.70)
Average Speed [km/h]	49.8	61.6	60.2	60.9	61.9	62.1	61.9	56.6
Top Speed [km/h]	61.9	62.5	60.7	61.7	62.8	62.6	63.3	59.8
Avg. Dist. to Rail [m]	10.9	3.8	3.2	3.0	1.0	0.5	4.8	5.7
Avg. Stride Freq. [Hz]	2.2	2.3	2.2	2.3	2.3	2.3	2.3	2.2
Avg. Stride Length [m]	6.2	7.5	7.5	7.5	7.5	7.6	7.3	7.1



- [] Ranking at each section and finish
- .-.- No data available at this section
- NA No data available



Horse/Jockey Name	Honorable Spirit
Final Rank	7
Fastest Section Time (Section)	0:11.67 (1400m)
Top Speed [km/h] (Section)	63.7 (Overall)
Race State	Finished



Eagle Farm QLD Professional

Race 3: HOPPYS CAR WASH BM85 Handicap - 1600m

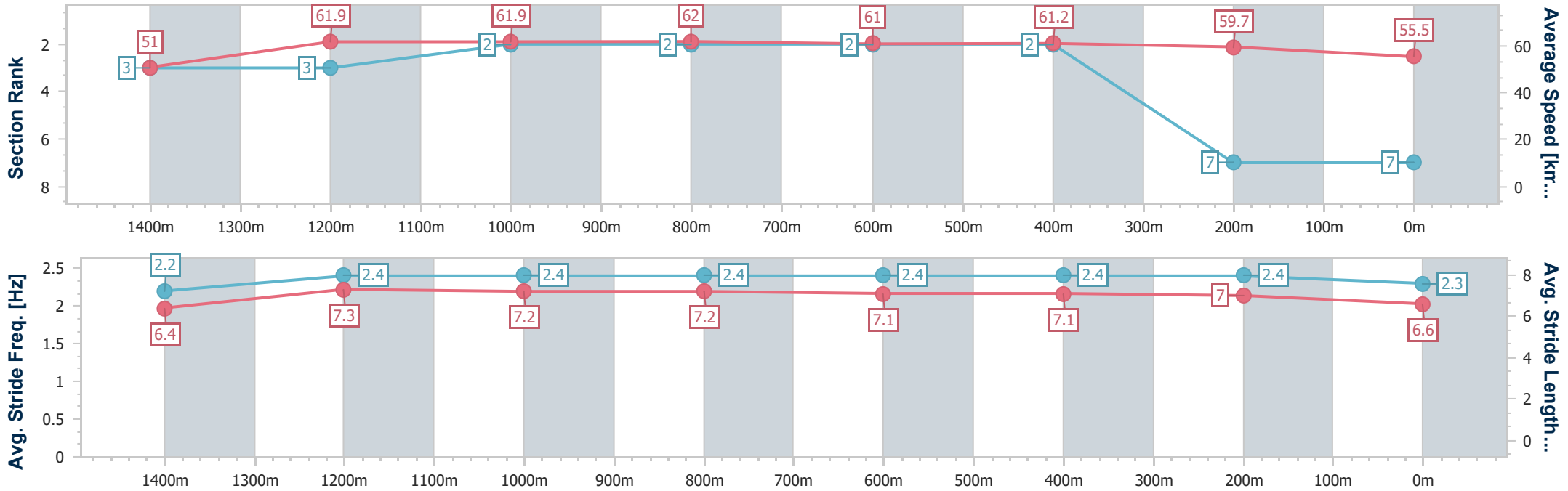
11 March 2023 - 13:13

Track Rating: Good 4, Weather: Overcast, Rail Position: +6m Entire



BRISBANE RACING CLUB

Section	Overall	1400m	1200m	1000m	800m	600m	400m	200m
Section Times	1:37.86 [7] (0:14.18)	1:23.68 [3] (0:11.67)	1:12.01 [3] (0:11.67)	1:00.34 [2] (0:11.75)	0:48.59 [2] (0:11.82)	0:36.77 [2] (0:11.74)	0:25.03 [2] (0:12.06)	0:12.97 [7] (0:12.97)
Average Speed [km/h]	51.0	61.9	61.9	62.0	61.0	61.2	59.7	55.5
Top Speed [km/h]	63.7	63.5	63.4	63.0	61.6	61.7	61.6	57.5
Avg. Dist. to Rail [m]	11.6	3.6	4.2	2.1	0.5	0.5	2.1	4.1
Avg. Stride Freq. [Hz]	2.2	2.4	2.4	2.4	2.4	2.4	2.4	2.3
Avg. Stride Length [m]	6.4	7.3	7.2	7.2	7.1	7.1	7.0	6.6



- [] Ranking at each section and finish
- .-.- No data available at this section
- NA No data available



Horse/Jockey Name	That's Justified
Final Rank	8
Fastest Section Time (Section)	0:11.61 (600m)
Top Speed [km/h] (Section)	64.5 (1400m)
Race State	Finished



Eagle Farm QLD Professional

Race 3: HOPPYS CAR WASH BM85 Handicap - 1600m

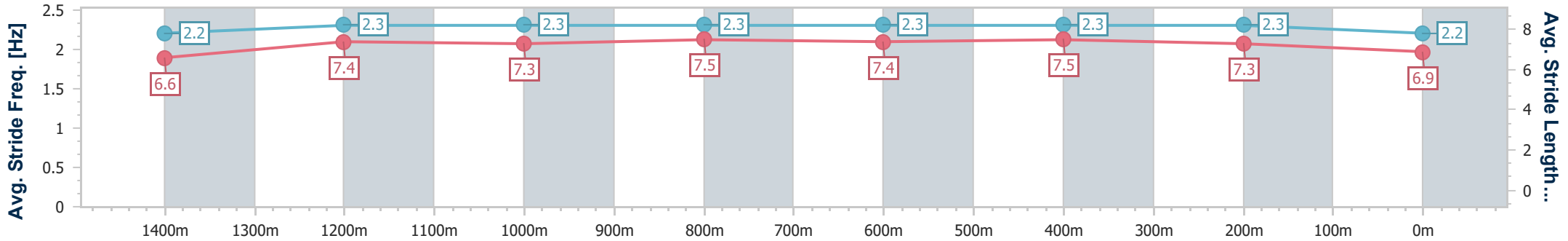
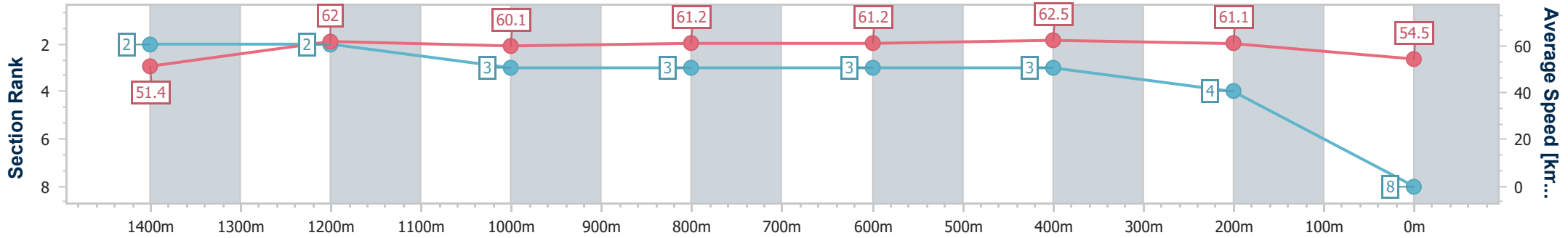
11 March 2023 - 13:13

Track Rating: Good 4, Weather: Overcast, Rail Position: +6m Entire



BRISBANE RACING CLUB

Section	Overall	1400m	1200m	1000m	800m	600m	400m	200m
Section Times	1:38.17 [8] (0:14.07)	1:24.10 [2] (0:11.64)	1:12.46 [2] (0:12.01)	1:00.45 [3] (0:11.95)	0:48.50 [3] (0:11.89)	0:36.61 [3] (0:11.61)	0:25.00 [3] (0:11.79)	0:13.21 [4] (0:13.21)
Average Speed [km/h]	51.4	62.0	60.1	61.2	61.2	62.5	61.1	54.5
Top Speed [km/h]	62.2	64.5	60.9	61.7	61.9	63.5	63.5	58.4
Avg. Dist. to Rail [m]	9.8	3.1	3.2	3.1	2.4	2.0	3.6	3.7
Avg. Stride Freq. [Hz]	2.2	2.3	2.3	2.3	2.3	2.3	2.3	2.2
Avg. Stride Length [m]	6.6	7.4	7.3	7.5	7.4	7.5	7.3	6.9



- [] Ranking at each section and finish
- .-.- No data available at this section
- NA No data available