



Eagle Farm QLD Professional

Race 2: FISHER & PAYKEL Class 3 Plate - 1600m

11 March 2023 - 12:38



BRISBANE
RACING CLUB

Track Rating: Good 4, Weather: Overcast, Rail Position: +6m Entire

Section		Overall	1400m	1200m	1000m	800m	600m	400m	Last 600m				
Field Times		1:36.34 (0:13.81)	1:22.53 (0:11.54)	1:10.99 (0:11.90)	0:59.09 (0:12.04)	0:47.05 (0:11.77)	0:35.28 (0:11.71)	0:23.57 (0:11.34)	0:35.28				
Rank	TAB Horse/Jockey	Barrier	Top Speed [km/h]	Fastest Section									Distance Travelled [m]
1	2 THE RED KITE Angela Jones	5	65.1 600m	0:11.34 400m	1:36.34 [1] (0:13.92)	1:22.42 [2] (0:11.54)	1:10.88 [2] (0:11.90)	0:58.98 [2] (0:12.12)	0:46.86 [3] (0:11.80)	0:35.06 [3] (0:11.49)	0:23.57 [1] (0:11.34)	0:35.06	
2	9 LOVELY ESTEEM Samantha Collett	9	65.9 400m	0:11.21 400m	1:36.45 [2] (0:14.47)	1:21.98 [6] (0:11.74)	1:10.24 [7] (0:11.94)	0:58.30 [7] (0:11.90)	0:46.40 [7] (0:11.71)	0:34.69 [7] (0:11.53)	0:23.16 [7] (0:11.21)	0:34.69	+1
3	4 TENZING James Orman	7	64.4 400m	0:11.40 400m	1:36.96 [3] (0:14.51)	1:22.45 [7] (0:11.53)	1:10.92 [5] (0:11.88)	0:59.04 [5] (0:11.93)	0:47.11 [6] (0:11.68)	0:35.43 [6] (0:11.51)	0:23.92 [5] (0:11.40)	0:35.43	-1
4	3 WHITEWATER Kyle Wilson-Taylor	2	64.0 600m	0:11.50 400m	1:37.39 [4] (0:14.40)	1:22.99 [5] (0:11.65)	1:11.34 [6] (0:11.95)	0:59.39 [6] (0:11.81)	0:47.58 [5] (0:11.71)	0:35.87 [5] (0:11.66)	0:24.21 [6] (0:11.50)	0:35.87	-2
5	5 ALERT AND READY Larry Cassidy	6	64.1 Overall	0:11.49 1400m	1:37.56 [5] (0:14.28)	1:23.28 [4] (0:11.49)	1:11.79 [4] (0:11.93)	0:59.86 [4] (0:11.88)	0:47.98 [4] (0:11.70)	0:36.28 [4] (0:11.65)	0:24.63 [4] (0:11.75)	0:36.28	+0
6	7 SPILL THE SECRET Justin Stanley	4	63.6 Overall	0:11.54 1400m	1:38.18 [6] (0:13.81)	1:24.37 [1] (0:11.54)	1:12.83 [1] (0:11.90)	1:00.93 [1] (0:12.04)	0:48.89 [1] (0:11.77)	0:37.12 [1] (0:11.75)	0:25.37 [2] (0:11.90)	0:37.12	-6
7	1 HEEBEE RIGHT MATE Chris Taylor	3	63.4 1400m	0:11.48 1400m	1:38.42 [7] (0:14.07)	1:24.35 [3] (0:11.48)	1:12.87 [3] (0:11.97)	1:00.90 [3] (0:11.89)	0:49.01 [2] (0:11.77)	0:37.24 [2] (0:11.73)	0:25.51 [3] (0:11.96)	0:37.24	-6

Scratched: Aswaat (#6), Flying Witness (#8)



Eagle Farm QLD Professional

Race 2: FISHER & PAYKEL Class 3 Plate - 1600m

11 March 2023 - 12:38



BRISBANE
RACING CLUB

Track Rating: Good 4, Weather: Overcast, Rail Position: +6m Entire

Section				200m				Last 600m	
Field Times				0:12.23 (0:12.23)				0:35.28	
Rank	TAB	Horse/Jockey	Barrier	Top Speed [km/h]	Fastest Section	Margin			Distance Travelled [m]
1	2	THE RED KITE Angela Jones	5	65.1 600m	0:11.34 400m	0:12.23 [1] (0:12.23)	1:36.34		0:35.06
2	9	LOVELY ESTEEM Samantha Collett	9	65.9 400m	0:11.21 400m	0:11.95 [3] (0:11.95)	0.67L		0:34.69 +1
3	4	TENZING James Orman	7	64.4 400m	0:11.40 400m	0:12.52 [2] (0:12.52)	3.66L		0:35.43 -1
4	3	WHITEWATER Kyle Wilson-Taylor	2	64.0 600m	0:11.50 400m	0:12.71 [4] (0:12.71)	6.2L		0:35.87 -2
5	5	ALERT AND READY Larry Cassidy	6	64.1 Overall	0:11.49 1400m	0:12.88 [5] (0:12.88)	7.22L		0:36.28 +0
6	7	SPILL THE SECRET Justin Stanley	4	63.6 Overall	0:11.54 1400m	0:13.47 [6] (0:13.47)	10.87L		0:37.12 -6
7	1	HEEBEE RIGHT MATE Chris Taylor	3	63.4 1400m	0:11.48 1400m	0:13.55 [7] (0:13.55)	12.24L		0:37.24 -6

Scratched: Aswaat (#6), Flying Witness (#8)



Horse/Jockey Name	The Red Kite
Final Rank	1
Fastest Section Time (Section)	0:11.34 (400m)
Top Speed [km/h] (Section)	65.1 (600m)
Race State	Finished



Eagle Farm QLD Professional

Race 2: FISHER & PAYKEL Class 3 Plate - 1600m

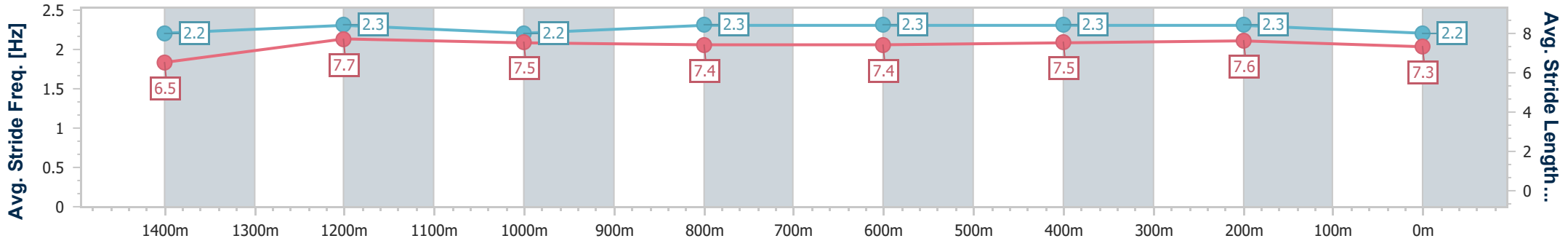
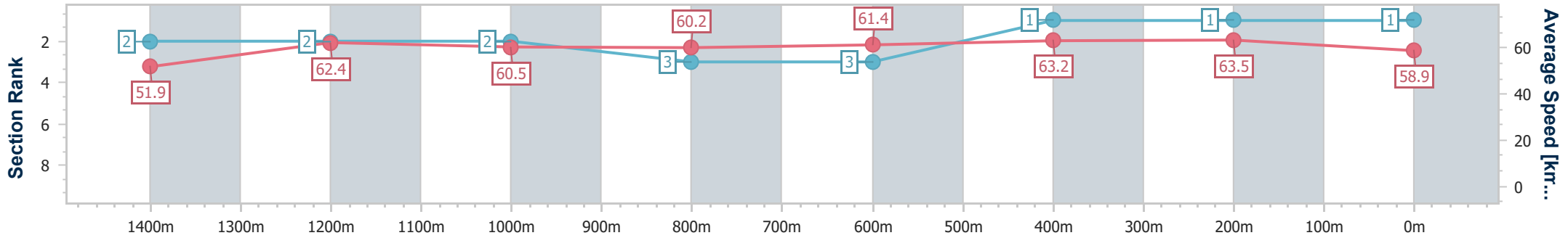
11 March 2023 - 12:38

Track Rating: Good 4, Weather: Overcast, Rail Position: +6m Entire



BRISBANE RACING CLUB

Section	Overall	1400m	1200m	1000m	800m	600m	400m	200m
Section Times	1:36.34 [1] (0:13.92)	1:22.42 [2] (0:11.54)	1:10.88 [2] (0:11.90)	0:58.98 [2] (0:12.12)	0:46.86 [3] (0:11.80)	0:35.06 [3] (0:11.49)	0:23.57 [1] (0:11.34)	0:12.23 [1] (0:12.23)
Average Speed [km/h]	51.9	62.4	60.5	60.2	61.4	63.2	63.5	58.9
Top Speed [km/h]	63.7	63.3	62.0	61.1	61.9	65.1	65.0	60.9
Avg. Dist. to Rail [m]	8.4	0.4	0.7	2.5	1.5	1.9	3.3	2.1
Avg. Stride Freq. [Hz]	2.2	2.3	2.2	2.3	2.3	2.3	2.3	2.2
Avg. Stride Length [m]	6.5	7.7	7.5	7.4	7.4	7.5	7.6	7.3



- [] Ranking at each section and finish
- .-.- No data available at this section
- NA No data available



Horse/Jockey Name	Lovely Esteem
Final Rank	2
Fastest Section Time (Section)	0:11.21 (400m)
Top Speed [km/h] (Section)	65.9 (400m)
Race State	Finished



Eagle Farm QLD Professional

Race 2: FISHER & PAYKEL Class 3 Plate - 1600m

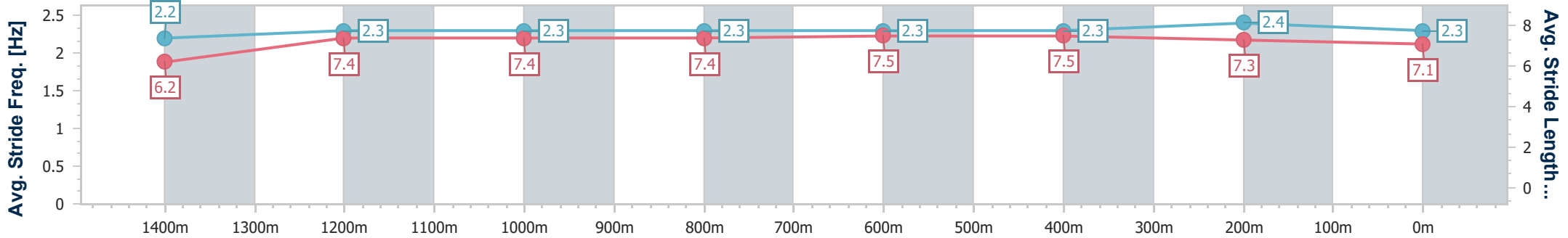
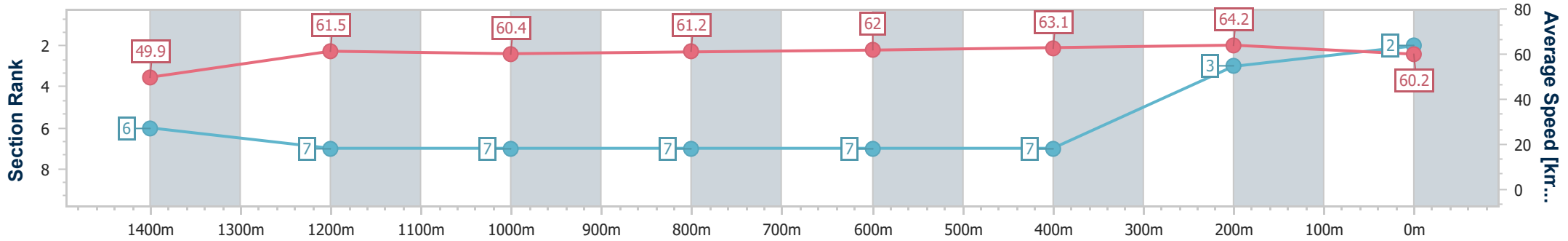
11 March 2023 - 12:38

Track Rating: Good 4, Weather: Overcast, Rail Position: +6m Entire



BRISBANE RACING CLUB

Section	Overall	1400m	1200m	1000m	800m	600m	400m	200m
Section Times	1:36.45 [2] (0:14.47)	1:21.98 [6] (0:11.74)	1:10.24 [7] (0:11.94)	0:58.30 [7] (0:11.90)	0:46.40 [7] (0:11.71)	0:34.69 [7] (0:11.53)	0:23.16 [7] (0:11.21)	0:11.95 [3] (0:11.95)
Average Speed [km/h]	49.9	61.5	60.4	61.2	62.0	63.1	64.2	60.2
Top Speed [km/h]	62.9	63.5	61.4	63.0	62.3	64.4	65.9	62.3
Avg. Dist. to Rail [m]	10.6	2.7	2.3	2.1	1.8	2.4	5.6	6.0
Avg. Stride Freq. [Hz]	2.2	2.3	2.3	2.3	2.3	2.3	2.4	2.3
Avg. Stride Length [m]	6.2	7.4	7.4	7.4	7.5	7.5	7.3	7.1



- [] Ranking at each section and finish
- .-.- No data available at this section
- NA No data available



Horse/Jockey Name	Tenzing
Final Rank	3
Fastest Section Time (Section)	0:11.40 (400m)
Top Speed [km/h] (Section)	64.4 (400m)
Race State	Finished



Eagle Farm QLD Professional

Race 2: FISHER & PAYKEL Class 3 Plate - 1600m

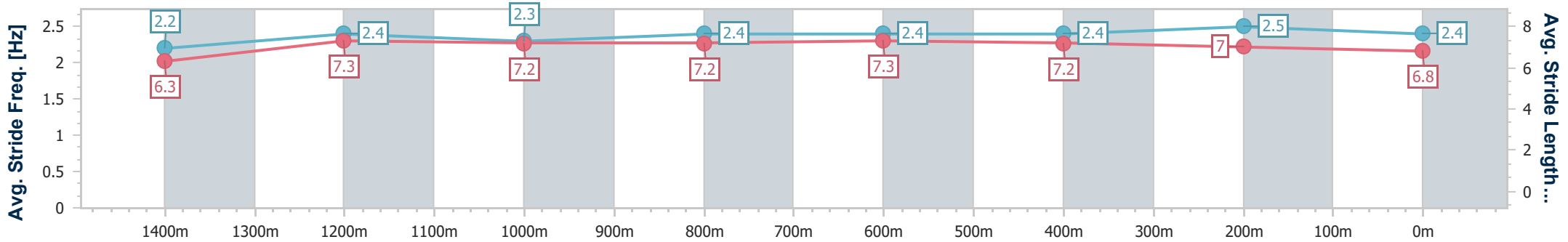
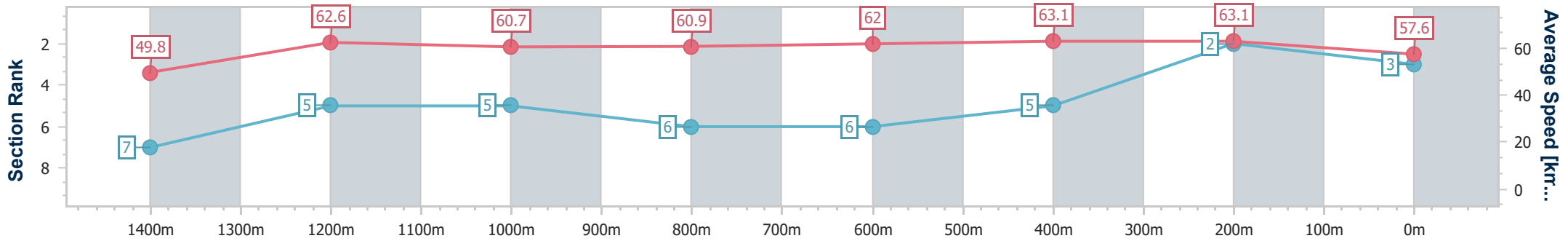
11 March 2023 - 12:38

Track Rating: Good 4, Weather: Overcast, Rail Position: +6m Entire



BRISBANE RACING CLUB

Section	Overall	1400m	1200m	1000m	800m	600m	400m	200m
Section Times	1:36.96 [3] (0:14.51)	1:22.45 [7] (0:11.53)	1:10.92 [5] (0:11.88)	0:59.04 [5] (0:11.93)	0:47.11 [6] (0:11.68)	0:35.43 [6] (0:11.51)	0:23.92 [5] (0:11.40)	0:12.52 [2] (0:12.52)
Average Speed [km/h]	49.8	62.6	60.7	60.9	62.0	63.1	63.1	57.6
Top Speed [km/h]	64.0	64.1	62.3	62.6	62.9	64.2	64.4	60.1
Avg. Dist. to Rail [m]	9.6	2.5	1.9	1.9	1.4	1.7	4.7	4.8
Avg. Stride Freq. [Hz]	2.2	2.4	2.3	2.4	2.4	2.4	2.5	2.4
Avg. Stride Length [m]	6.3	7.3	7.2	7.2	7.3	7.2	7.0	6.8



- [] Ranking at each section and finish
- .-.- No data available at this section
- NA No data available



Horse/Jockey Name	Whitewater
Final Rank	4
Fastest Section Time (Section)	0:11.50 (400m)
Top Speed [km/h] (Section)	64.0 (600m)
Race State	Finished



Eagle Farm QLD Professional

Race 2: FISHER & PAYKEL Class 3 Plate - 1600m

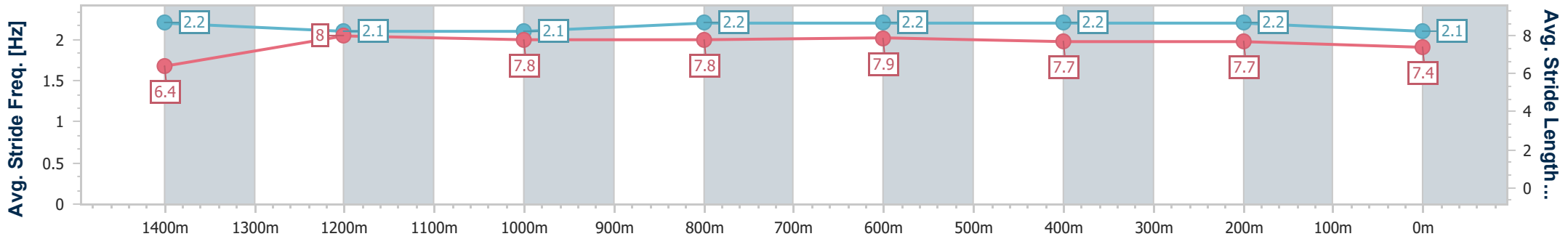
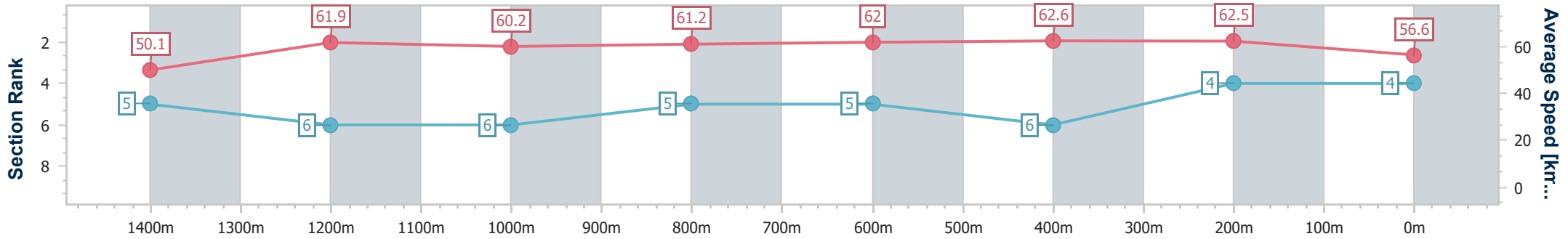
11 March 2023 - 12:38

Track Rating: Good 4, Weather: Overcast, Rail Position: +6m Entire



BRISBANE RACING CLUB

Section	Overall	1400m	1200m	1000m	800m	600m	400m	200m
Section Times	1:37.39 [4] (0:14.40)	1:22.99 [5] (0:11.65)	1:11.34 [6] (0:11.95)	0:59.39 [6] (0:11.81)	0:47.58 [5] (0:11.71)	0:35.87 [5] (0:11.66)	0:24.21 [6] (0:11.50)	0:12.71 [4] (0:12.71)
Average Speed [km/h]	50.1	61.9	60.2	61.2	62.0	62.6	62.5	56.6
Top Speed [km/h]	62.4	62.7	61.2	62.7	63.0	64.0	63.8	60.6
Avg. Dist. to Rail [m]	6.7	1.0	1.0	0.6	1.6	2.8	4.3	3.2
Avg. Stride Freq. [Hz]	2.2	2.1	2.1	2.2	2.2	2.2	2.2	2.1
Avg. Stride Length [m]	6.4	8.0	7.8	7.8	7.9	7.7	7.7	7.4



- [] Ranking at each section and finish
- .-.- No data available at this section
- NA No data available



Horse/Jockey Name	Alert And Ready
Final Rank	5
Fastest Section Time (Section)	0:11.49 (1400m)
Top Speed [km/h] (Section)	64.1 (Overall)
Race State	Finished



Eagle Farm QLD Professional

Race 2: FISHER & PAYKEL Class 3 Plate - 1600m

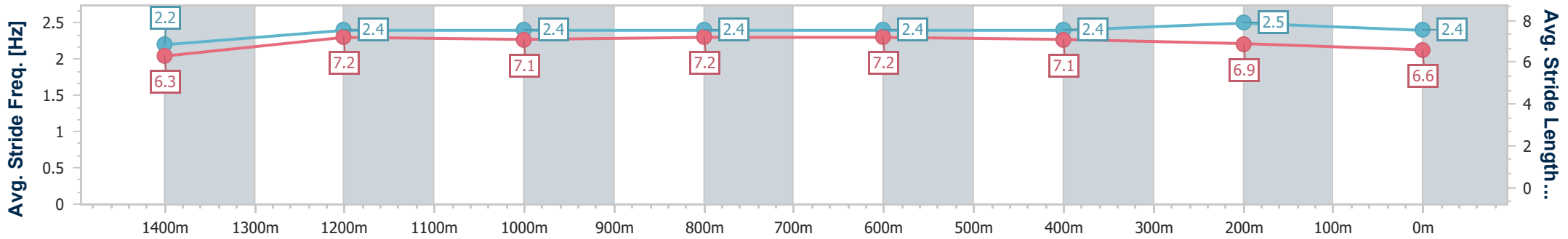
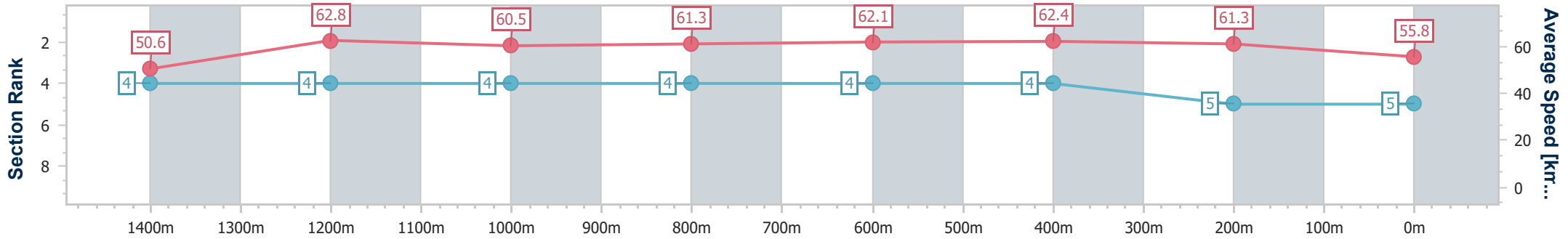
11 March 2023 - 12:38

Track Rating: Good 4, Weather: Overcast, Rail Position: +6m Entire



BRISBANE RACING CLUB

Section	Overall	1400m	1200m	1000m	800m	600m	400m	200m
Section Times	1:37.56 [5] (0:14.28)	1:23.28 [4] (0:11.49)	1:11.79 [4] (0:11.93)	0:59.86 [4] (0:11.88)	0:47.98 [4] (0:11.70)	0:36.28 [4] (0:11.65)	0:24.63 [4] (0:11.75)	0:12.88 [5] (0:12.88)
Average Speed [km/h]	50.6	62.8	60.5	61.3	62.1	62.4	61.3	55.8
Top Speed [km/h]	64.1	63.8	62.2	62.7	63.1	63.2	63.1	58.4
Avg. Dist. to Rail [m]	8.9	2.4	2.7	2.5	1.6	2.3	2.9	1.0
Avg. Stride Freq. [Hz]	2.2	2.4	2.4	2.4	2.4	2.4	2.5	2.4
Avg. Stride Length [m]	6.3	7.2	7.1	7.2	7.2	7.1	6.9	6.6



- [] Ranking at each section and finish
- .-.- No data available at this section
- NA No data available



Horse/Jockey Name	Spill The Secret
Final Rank	6
Fastest Section Time (Section)	0:11.54 (1400m)
Top Speed [km/h] (Section)	63.6 (Overall)
Race State	Finished



Eagle Farm QLD Professional

Race 2: FISHER & PAYKEL Class 3 Plate - 1600m

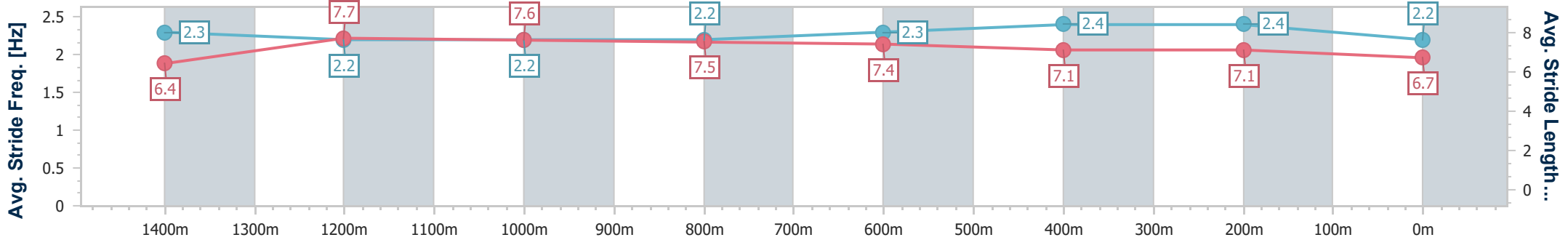
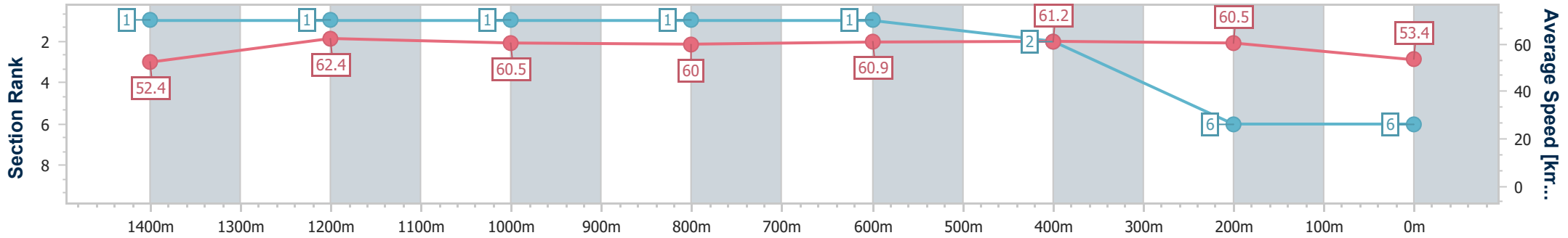
11 March 2023 - 12:38

Track Rating: Good 4, Weather: Overcast, Rail Position: +6m Entire



BRISBANE RACING CLUB

Section	Overall	1400m	1200m	1000m	800m	600m	400m	200m
Section Times	1:38.18 [6] (0:13.81)	1:24.37 [1] (0:11.54)	1:12.83 [1] (0:11.90)	1:00.93 [1] (0:12.04)	0:48.89 [1] (0:11.77)	0:37.12 [1] (0:11.75)	0:25.37 [2] (0:11.90)	0:13.47 [6] (0:13.47)
Average Speed [km/h]	52.4	62.4	60.5	60.0	60.9	61.2	60.5	53.4
Top Speed [km/h]	63.6	63.5	61.7	60.9	62.4	62.9	62.7	58.0
Avg. Dist. to Rail [m]	7.5	1.2	1.2	0.5	0.6	0.6	0.4	0.8
Avg. Stride Freq. [Hz]	2.3	2.2	2.2	2.2	2.3	2.4	2.4	2.2
Avg. Stride Length [m]	6.4	7.7	7.6	7.5	7.4	7.1	7.1	6.7



- [] Ranking at each section and finish
- .-.- No data available at this section
- NA No data available



Horse/Jockey Name	Heebee Right Mate
Final Rank	7
Fastest Section Time (Section)	0:11.48 (1400m)
Top Speed [km/h] (Section)	63.4 (1400m)
Race State	Finished



Eagle Farm QLD Professional

Race 2: FISHER & PAYKEL Class 3 Plate - 1600m

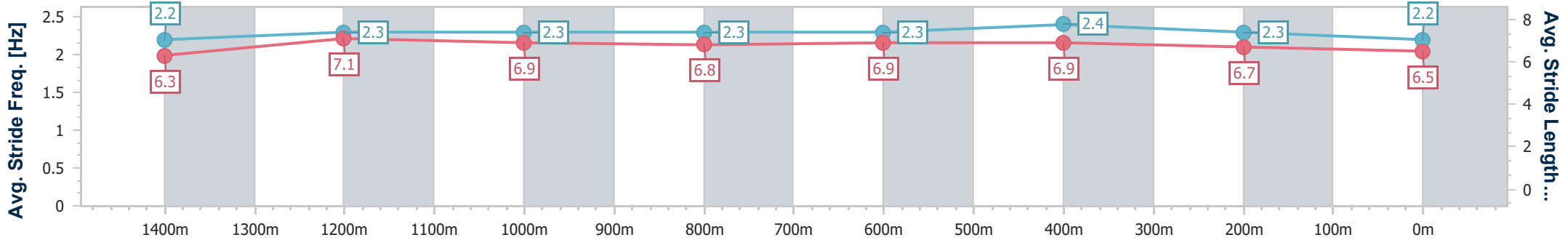
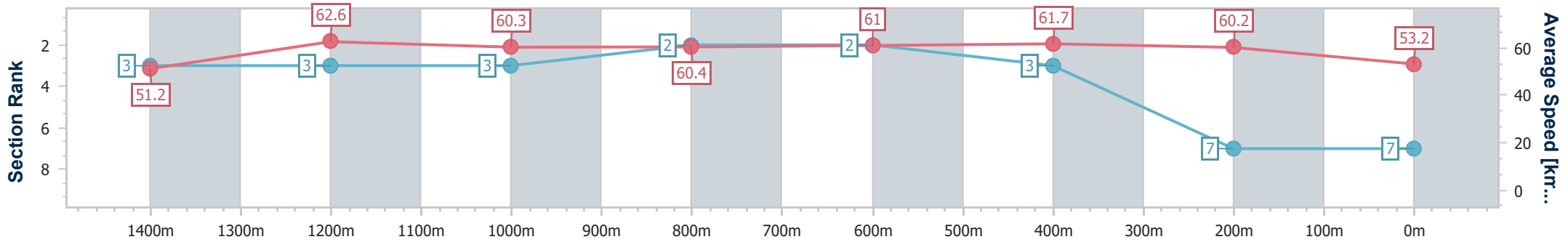
11 March 2023 - 12:38

Track Rating: Good 4, Weather: Overcast, Rail Position: +6m Entire



BRISBANE RACING CLUB

Section	Overall	1400m	1200m	1000m	800m	600m	400m	200m
Section Times	1:38.42 [7] (0:14.07)	1:24.35 [3] (0:11.48)	1:12.87 [3] (0:11.97)	1:00.90 [3] (0:11.89)	0:49.01 [2] (0:11.77)	0:37.24 [2] (0:11.73)	0:25.51 [3] (0:11.96)	0:13.55 [7] (0:13.55)
Average Speed [km/h]	51.2	62.6	60.3	60.4	61.0	61.7	60.2	53.2
Top Speed [km/h]	63.1	63.4	60.9	61.5	61.5	62.4	62.0	57.1
Avg. Dist. to Rail [m]	6.2	0.4	0.3	0.4	0.9	1.2	4.2	4.3
Avg. Stride Freq. [Hz]	2.2	2.3	2.3	2.3	2.3	2.4	2.3	2.2
Avg. Stride Length [m]	6.3	7.1	6.9	6.8	6.9	6.9	6.7	6.5



- [] Ranking at each section and finish
- .-.- No data available at this section
- NA No data available