

Track Rating: Synthetic, Weather: Overcast, Rail Position: True

Section		Overall	1000m	800m	600m	400m	200m	Last 600m					
Field Times		1:11.78 (0:13.19)	0:58.59 (0:10.68)	0:47.91 (0:11.17)	0:36.74 (0:11.55)	0:25.19 (0:12.18)	0:13.01 (0:13.01)	0:36.74					
Rank	TAB Horse/Jockey	Barrier	Top Speed [km/h]	Fastest Section	Margin							Distance Travelled [m]	
1	2 FIELD REGIMENT Les Tilley	4	68.7 1000m	0:10.70 1000m	1:11.78 [1] (0:13.29)	0:58.49 [3] (0:10.70)	0:47.79 [3] (0:11.05)	0:36.74 [2] (0:11.55)	0:25.19 [1] (0:12.18)	0:13.01 [1] (0:13.01)	1:11.78	0:36.74	
2	6 MIDNIGHT BOOM Alisha Donald	2	68.9 1000m	0:10.73 1000m	1:12.84 [2] (0:13.71)	0:59.13 [4] (0:10.73)	0:48.40 [4] (0:11.22)	0:37.18 [4] (0:11.90)	0:25.28 [4] (0:12.30)	0:12.98 [4] (0:12.98)	6L	0:37.18	-4
3	3 EMMY REGINA Nozi Tomizawa	5	70.3 1000m	0:10.65 1000m	1:13.11 [3] (0:13.22)	0:59.89 [2] (0:10.65)	0:49.24 [1] (0:11.31)	0:37.93 [3] (0:11.82)	0:26.11 [3] (0:12.54)	0:13.57 [3] (0:13.57)	7.5L	0:37.93	+1
4	1 MAXIMUM OUTPUT Cody Collis	1	68.3 1000m	0:10.72 1000m	1:13.43 [4] (0:13.19)	1:00.24 [1] (0:10.72)	0:49.52 [2] (0:11.20)	0:38.32 [1] (0:11.68)	0:26.64 [2] (0:12.75)	0:13.89 [2] (0:13.89)	9.3L	0:38.32	-6

Scratched: Peregrination (#5), Devine Factor (#4)



Horse/Jockey Name	Field Regiment
Final Rank	1
Fastest Section Time (Section)	0:10.70 (1000m)
Top Speed [km/h] (Section)	68.7 (1000m)
Race State	Finished



Aquis Park Gold Coast Poly QLD Professional

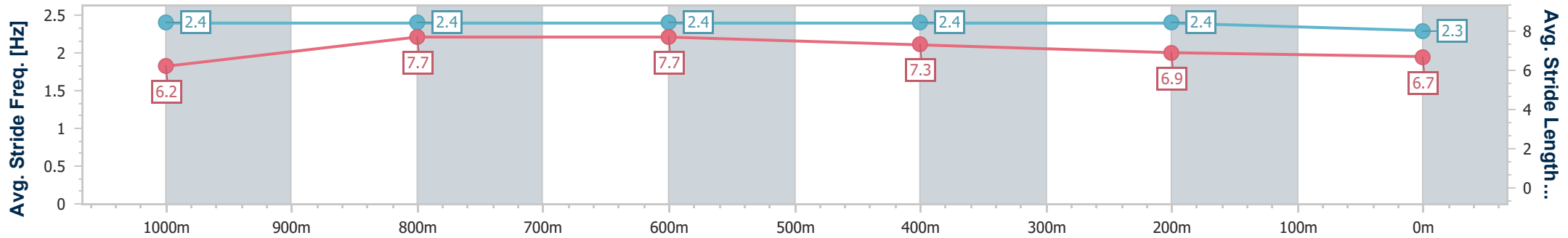
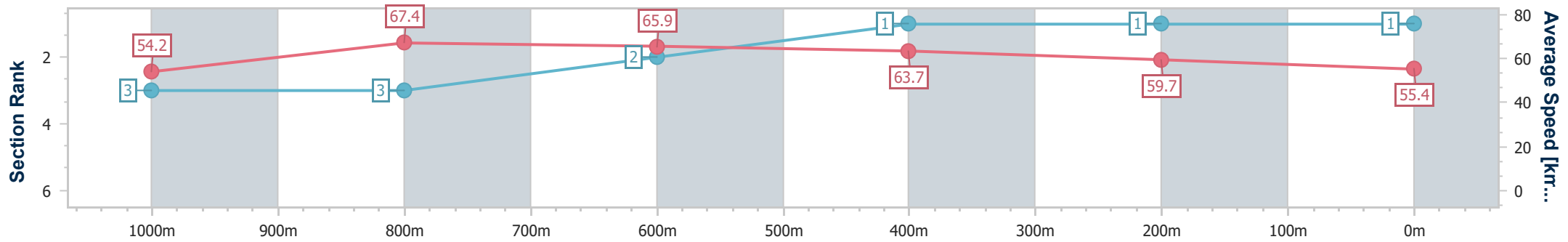
Race 2: The Greenboard Class 4 Handicap - 1200m

11 March 2023 - 12:54

Track Rating: Synthetic, Weather: Overcast, Rail Position: True



Section	Overall	1000m	800m	600m	400m	200m
Section Times	1:11.78 [1] (0:13.29)	0:58.49 [3] (0:10.70)	0:47.79 [3] (0:11.05)	0:36.74 [2] (0:11.55)	0:25.19 [1] (0:12.18)	0:13.01 [1] (0:13.01)
Average Speed [km/h]	54.2	67.4	65.9	63.7	59.7	55.4
Top Speed [km/h]	68.6	68.7	67.2	66.2	61.5	58.6
Avg. Dist. to Rail [m]	1.3	0.3	2.0	4.2	4.0	3.9
Avg. Stride Freq. [Hz]	2.4	2.4	2.4	2.4	2.4	2.3
Avg. Stride Length [m]	6.2	7.7	7.7	7.3	6.9	6.7



- [] Ranking at each section and finish
- .-.- No data available at this section
- NA No data available



Horse/Jockey Name	Midnight Boom
Final Rank	2
Fastest Section Time (Section)	0:10.73 (1000m)
Top Speed [km/h] (Section)	68.9 (1000m)
Race State	Finished



Aquis Park Gold Coast Poly QLD Professional

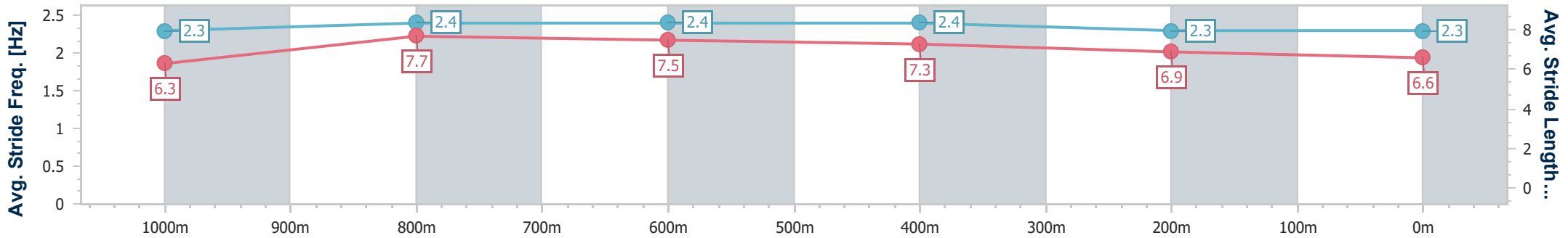
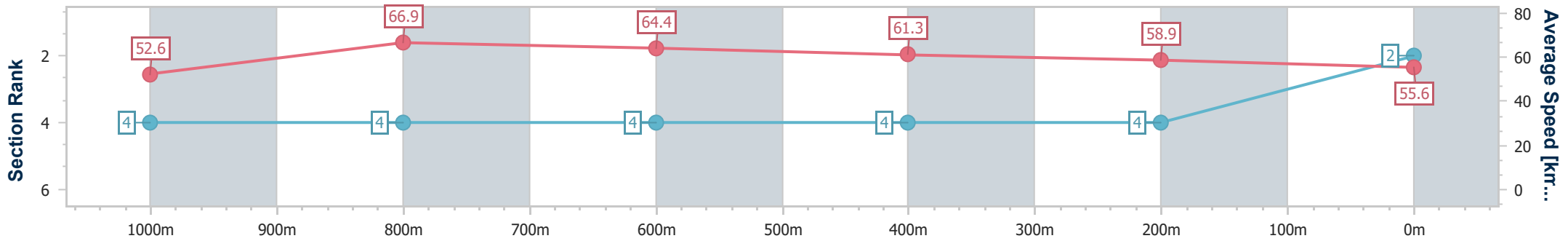
Race 2: The Greenboard Class 4 Handicap - 1200m

11 March 2023 - 12:54

Track Rating: Synthetic, Weather: Overcast, Rail Position: True



Section	Overall	1000m	800m	600m	400m	200m
Section Times	1:12.84 [2] (0:13.71)	0:59.13 [4] (0:10.73)	0:48.40 [4] (0:11.22)	0:37.18 [4] (0:11.90)	0:25.28 [4] (0:12.30)	0:12.98 [4] (0:12.98)
Average Speed [km/h]	52.6	66.9	64.4	61.3	58.9	55.6
Top Speed [km/h]	68.2	68.9	66.1	64.8	62.2	59.6
Avg. Dist. to Rail [m]	0.7	0.3	0.9	2.3	3.2	4.6
Avg. Stride Freq. [Hz]	2.3	2.4	2.4	2.4	2.3	2.3
Avg. Stride Length [m]	6.3	7.7	7.5	7.3	6.9	6.6



- [] Ranking at each section and finish
- .-.- No data available at this section
- NA No data available



Horse/Jockey Name	Emmy Regina
Final Rank	3
Fastest Section Time (Section)	0:10.65 (1000m)
Top Speed [km/h] (Section)	70.3 (1000m)
Race State	Finished



Aquis Park Gold Coast Poly QLD Professional

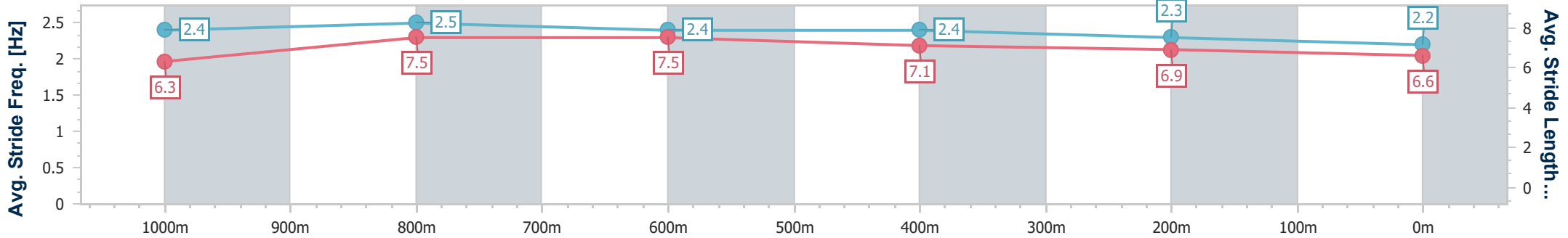
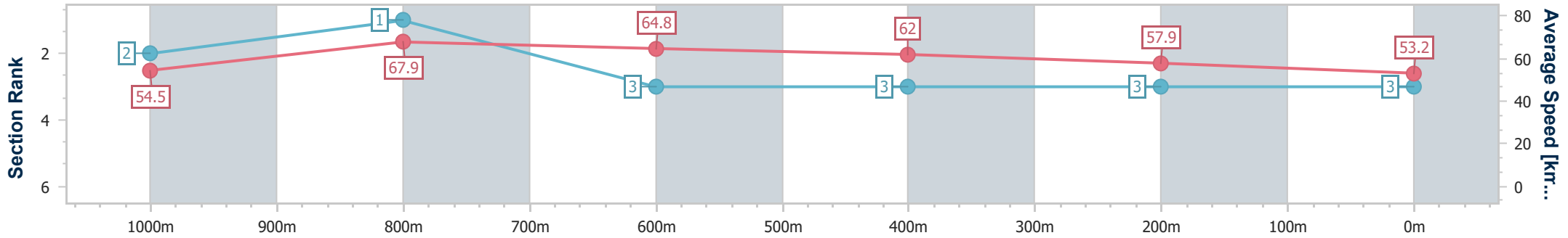
Race 2: The Greenboard Class 4 Handicap - 1200m



11 March 2023 - 12:54

Track Rating: Synthetic, Weather: Overcast, Rail Position: True

Section	Overall	1000m	800m	600m	400m	200m
Section Times	1:13.11 [3] (0:13.22)	0:59.89 [2] (0:10.65)	0:49.24 [1] (0:11.31)	0:37.93 [3] (0:11.82)	0:26.11 [3] (0:12.54)	0:13.57 [3] (0:13.57)
Average Speed [km/h]	54.5	67.9	64.8	62.0	57.9	53.2
Top Speed [km/h]	69.6	70.3	66.2	64.6	60.0	55.0
Avg. Dist. to Rail [m]	3.4	1.7	3.2	3.3	4.1	4.8
Avg. Stride Freq. [Hz]	2.4	2.5	2.4	2.4	2.3	2.2
Avg. Stride Length [m]	6.3	7.5	7.5	7.1	6.9	6.6



- [] Ranking at each section and finish
- .-.- No data available at this section
- NA No data available



Horse/Jockey Name	Maximum Output
Final Rank	4
Fastest Section Time (Section)	0:10.72 (1000m)
Top Speed [km/h] (Section)	68.3 (1000m)
Race State	Finished



Aquis Park Gold Coast Poly QLD Professional

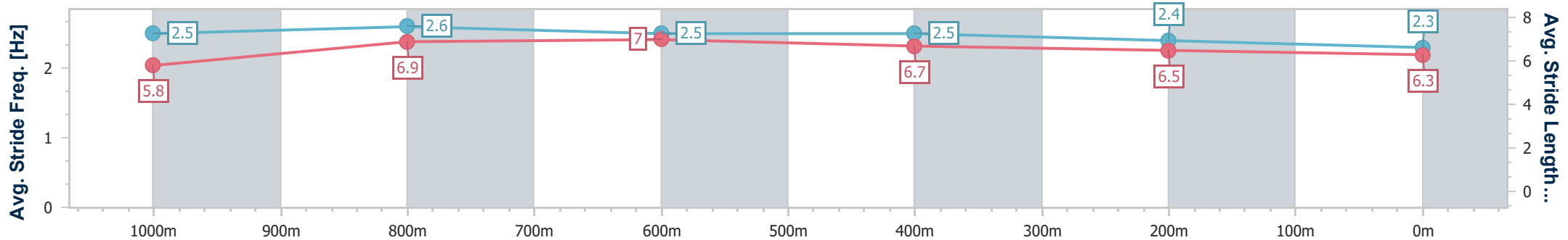
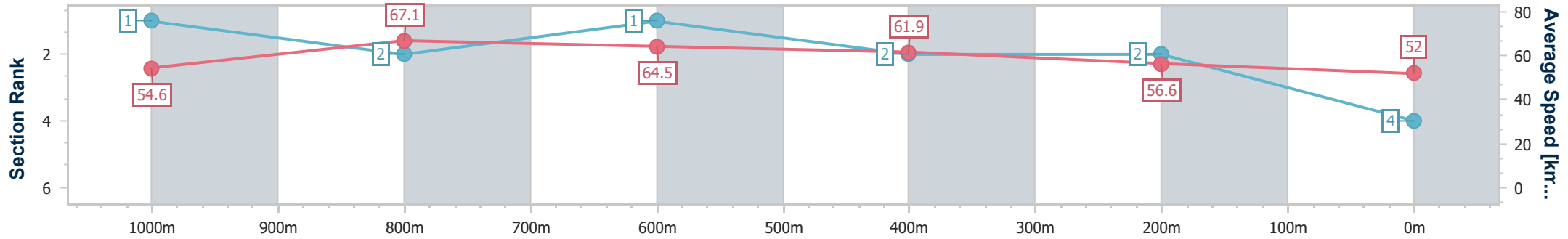
Race 2: The Greenboard Class 4 Handicap - 1200m

11 March 2023 - 12:54

Track Rating: Synthetic, Weather: Overcast, Rail Position: True



Section	Overall	1000m	800m	600m	400m	200m
Section Times	1:13.43 [4] (0:13.19)	1:00.24 [1] (0:10.72)	0:49.52 [2] (0:11.20)	0:38.32 [1] (0:11.68)	0:26.64 [2] (0:12.75)	0:13.89 [2] (0:13.89)
Average Speed [km/h]	54.6	67.1	64.5	61.9	56.6	52.0
Top Speed [km/h]	67.5	68.3	65.7	64.4	59.5	54.0
Avg. Dist. to Rail [m]	1.2	0.6	0.8	1.1	1.6	3.0
Avg. Stride Freq. [Hz]	2.5	2.6	2.5	2.5	2.4	2.3
Avg. Stride Length [m]	5.8	6.9	7.0	6.7	6.5	6.3



- [] Ranking at each section and finish
- .-.- No data available at this section
- NA No data available