

Track Rating: Soft 7, Weather: overcast, Rail Position: +8m Entire

| Section     |     |  |                      |                      |                      |                          |                          |                          |                          |                          |                          |         | Last 600m              |    |
|-------------|-----|--|----------------------|----------------------|----------------------|--------------------------|--------------------------|--------------------------|--------------------------|--------------------------|--------------------------|---------|------------------------|----|
| Field Times |     | Overall                                    | 1000m                | 800m                 | 600m                 | 400m                     | 200m                     |                          |                          |                          |                          |         | 0:34.53                |    |
|             |     | 1:04.65<br>(0:08.43)                       | 0:56.22<br>(0:10.74) | 0:45.48<br>(0:10.95) | 0:34.53<br>(0:11.25) | 0:23.28<br>(0:11.55)     | 0:11.73<br>(0:11.73)     |                          |                          |                          |                          |         |                        |    |
| Rank        | TAB | Horse/Jockey                               | Barrier              | Top Speed [km/h]     | Fastest Section      |                          |                          |                          |                          |                          |                          | Margin  | Distance Travelled [m] |    |
| 1           | 11  | <b>LIGHT OF BOOM</b><br>James Orman        | 2                    | 66.2<br>200m         | 0:08.90<br>Overall   | 1:04.65 [1]<br>(0:08.90) | 0:55.75 [6]<br>(0:11.07) | 0:44.68 [5]<br>(0:11.06) | 0:33.62 [5]<br>(0:11.23) | 0:22.39 [5]<br>(0:11.18) | 0:11.21 [5]<br>(0:11.21) | 1:04.65 | 0:33.62                |    |
| 2           | 9   | <b>CELESTIAL SOL</b><br>Rikki Jamieson     | 15                   | 67.6<br>1000m        | 0:08.43<br>Overall   | 1:04.67 [2]<br>(0:08.43) | 0:56.24 [1]<br>(0:10.74) | 0:45.50 [1]<br>(0:10.95) | 0:34.55 [1]<br>(0:11.25) | 0:23.30 [1]<br>(0:11.55) | 0:11.75 [1]<br>(0:11.75) | 0.1L    | 0:34.55                | -5 |
| 3           | 12  | <b>MISS MCKINLEY</b><br>Ben Thompson       | 4                    | 66.6<br>800m         | 0:08.71<br>Overall   | 1:04.77 [3]<br>(0:08.71) | 0:56.06 [4]<br>(0:10.90) | 0:45.16 [4]<br>(0:10.84) | 0:34.32 [4]<br>(0:11.18) | 0:23.14 [4]<br>(0:11.37) | 0:11.77 [3]<br>(0:11.77) | 0.6L    | 0:34.32                | -2 |
| 4           | 1   | <b>HIGH COST</b><br>Yvette Lewis           | 3                    | 66.7<br>1000m        | 0:08.57<br>Overall   | 1:04.99 [4]<br>(0:08.57) | 0:56.42 [3]<br>(0:10.87) | 0:45.55 [3]<br>(0:11.06) | 0:34.49 [3]<br>(0:11.25) | 0:23.24 [3]<br>(0:11.49) | 0:11.75 [4]<br>(0:11.75) | 1.9L    | 0:34.49                | -6 |
| 5           | 15  | <b>THREE STRIPES</b><br>Kyle Wilson-Taylor | 5                    | 65.6<br>600m         | 0:08.82<br>Overall   | 1:05.02 [5]<br>(0:08.82) | 0:56.20 [5]<br>(0:11.21) | 0:44.99 [8]<br>(0:10.96) | 0:34.03 [7]<br>(0:11.13) | 0:22.90 [7]<br>(0:11.24) | 0:11.66 [6]<br>(0:11.66) | 2.1L    | 0:34.03                | -4 |
| 6           | 5   | <b>HARD STRIDE</b><br>Alisha Donald        | 6                    | 67.0<br>1000m        | 0:08.52<br>Overall   | 1:05.15 [6]<br>(0:08.52) | 0:56.63 [2]<br>(0:10.81) | 0:45.82 [2]<br>(0:10.87) | 0:34.95 [2]<br>(0:11.26) | 0:23.69 [2]<br>(0:11.53) | 0:12.16 [2]<br>(0:12.16) | 2.6L    | 0:34.95                | -5 |
| 7           | 13  | <b>POETIC CHOICE</b><br>Melea Castle       | 7                    | 67.9<br>1000m        | 0:09.06<br>Overall   | 1:05.33 [7]<br>(0:09.06) | 0:56.27 [8]<br>(0:10.77) | 0:45.50 [6]<br>(0:10.93) | 0:34.57 [6]<br>(0:11.15) | 0:23.42 [6]<br>(0:11.44) | 0:11.98 [7]<br>(0:11.98) | 3.6L    | 0:34.57                | -4 |
| 8           | 6   | <b>MAYA BAY</b><br>Jake Molloy             | 8                    | 66.2<br>1000m        | 0:08.94<br>Overall   | 1:05.43 [8]<br>(0:08.94) | 0:56.49 [7]<br>(0:11.03) | 0:45.46 [7]<br>(0:11.06) | 0:34.40 [8]<br>(0:11.11) | 0:23.29 [8]<br>(0:11.40) | 0:11.89 [8]<br>(0:11.89) | 4.1L    | 0:34.40                | -3 |

Scratched: The Billionaire (#8), Princess Bojack (#4), Manhood (#2), Mill Rossa (#3), Oriental Runner (#7), Holiday Dreams (#10), Groovin' The Moo (#14)



|                                |                   |
|--------------------------------|-------------------|
| Horse/Jockey Name              | Light Of Boom     |
| Final Rank                     | 1                 |
| Fastest Section Time (Section) | 0:08.90 (Overall) |
| Top Speed [km/h] (Section)     | 66.2 (200m)       |
| Race State                     | Finished          |



### Ipswich QLD Professional

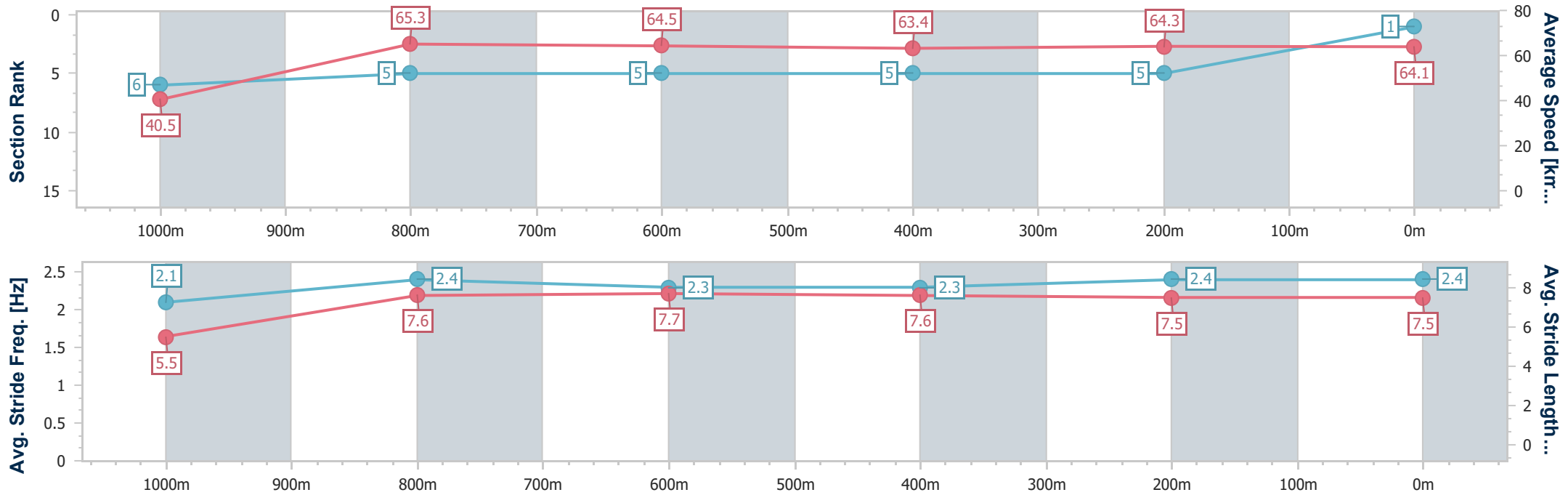
Race 9: EVENTS @ IEEC.COM.AU BM75 Handicap - 1100m

10 March 2023 - 16:40



Track Rating: Soft 7, Weather: overcast, Rail Position: +8m Entire

| Section                | Overall                  | 1000m                    | 800m                     | 600m                     | 400m                     | 200m        |
|------------------------|--------------------------|--------------------------|--------------------------|--------------------------|--------------------------|-------------|
| Section Times          | 1:04.65 [1]<br>(0:08.90) | 0:55.75 [6]<br>(0:11.07) | 0:44.68 [5]<br>(0:11.06) | 0:33.62 [5]<br>(0:11.23) | 0:22.39 [5]<br>(0:11.18) | 0:11.21 [5] |
| Average Speed [km/h]   | 40.5                     | 65.3                     | 64.5                     | 63.4                     | 64.3                     | 64.1        |
| Top Speed [km/h]       | 64.9                     | 66.0                     | 65.3                     | 64.6                     | 65.6                     | 66.2        |
| Avg. Dist. to Rail [m] | 7.1                      | 1.6                      | 2.0                      | 2.6                      | 1.1                      | 3.3         |
| Avg. Stride Freq. [Hz] | 2.1                      | 2.4                      | 2.3                      | 2.3                      | 2.4                      | 2.4         |
| Avg. Stride Length [m] | 5.5                      | 7.6                      | 7.7                      | 7.6                      | 7.5                      | 7.5         |



- [ ] Ranking at each section and finish
- .-.- No data available at this section
- NA No data available



|                                |                   |
|--------------------------------|-------------------|
| Horse/Jockey Name              | Celestial Sol     |
| Final Rank                     | 2                 |
| Fastest Section Time (Section) | 0:08.43 (Overall) |
| Top Speed [km/h] (Section)     | 67.6 (1000m)      |
| Race State                     | Finished          |



### Ipswich QLD Professional

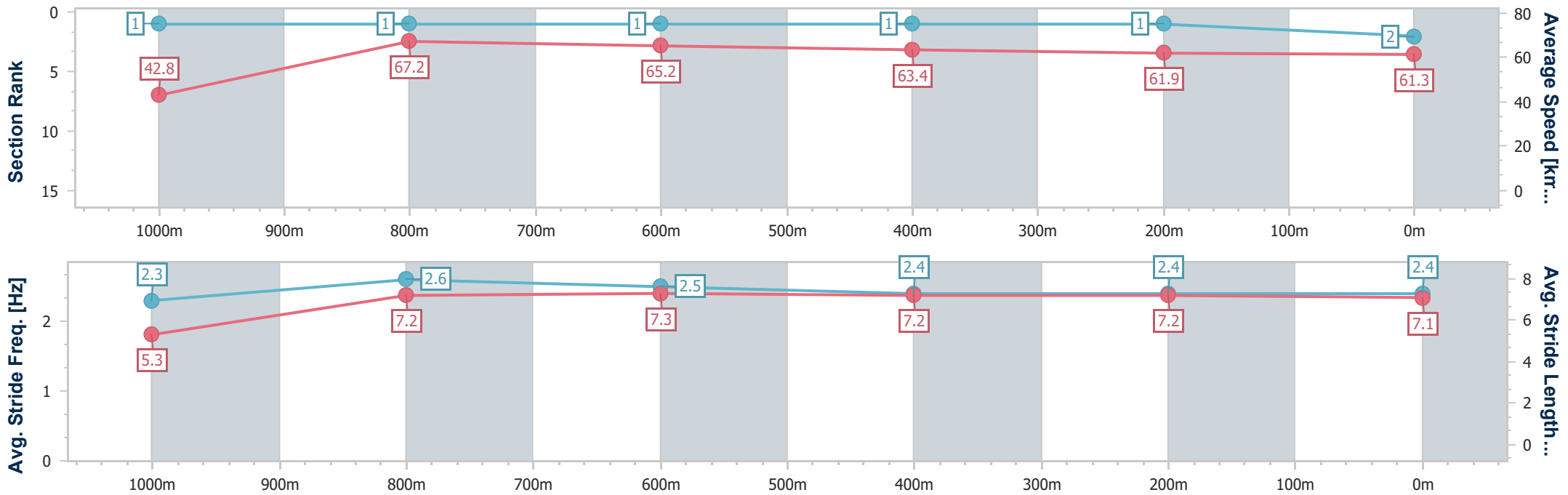
Race 9: EVENTS @ IEEC.COM.AU BM75 Handicap - 1100m

10 March 2023 - 16:40



Track Rating: Soft 7, Weather: overcast, Rail Position: +8m Entire

| Section                | Overall                  | 1000m                    | 800m                     | 600m                     | 400m                     | 200m                     |
|------------------------|--------------------------|--------------------------|--------------------------|--------------------------|--------------------------|--------------------------|
| Section Times          | 1:04.67 [2]<br>(0:08.43) | 0:56.24 [1]<br>(0:10.74) | 0:45.50 [1]<br>(0:10.95) | 0:34.55 [1]<br>(0:11.25) | 0:23.30 [1]<br>(0:11.55) | 0:11.75 [1]<br>(0:11.75) |
| Average Speed [km/h]   | 42.8                     | 67.2                     | 65.2                     | 63.4                     | 61.9                     | 61.3                     |
| Top Speed [km/h]       | 66.9                     | 67.6                     | 66.1                     | 64.4                     | 62.8                     | 63.0                     |
| Avg. Dist. to Rail [m] | 8.6                      | 1.8                      | 1.8                      | 2.6                      | 1.8                      | 1.2                      |
| Avg. Stride Freq. [Hz] | 2.3                      | 2.6                      | 2.5                      | 2.4                      | 2.4                      | 2.4                      |
| Avg. Stride Length [m] | 5.3                      | 7.2                      | 7.3                      | 7.2                      | 7.2                      | 7.1                      |



- [ ] Ranking at each section and finish
- .-.- No data available at this section
- NA No data available



|                                |                   |
|--------------------------------|-------------------|
| Horse/Jockey Name              | Miss Mckinley     |
| Final Rank                     | 3                 |
| Fastest Section Time (Section) | 0:08.71 (Overall) |
| Top Speed [km/h] (Section)     | 66.6 (800m)       |
| Race State                     | Finished          |



### Ipswich QLD Professional

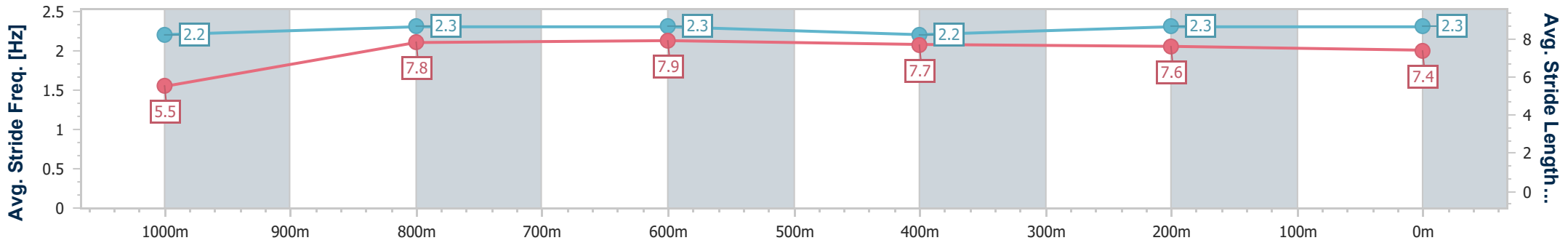
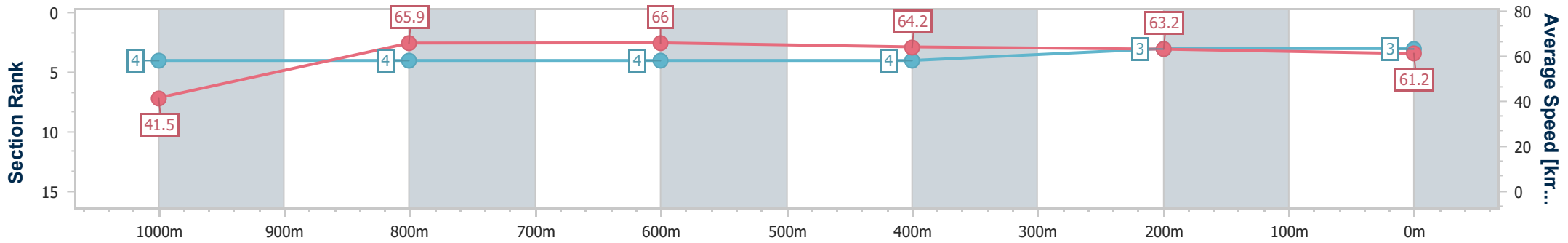
Race 9: EVENTS @ IEEC.COM.AU BM75 Handicap - 1100m

10 March 2023 - 16:40



Track Rating: Soft 7, Weather: overcast, Rail Position: +8m Entire

| Section                | Overall                  | 1000m                    | 800m                     | 600m                     | 400m                     | 200m                     |
|------------------------|--------------------------|--------------------------|--------------------------|--------------------------|--------------------------|--------------------------|
| Section Times          | 1:04.77 [3]<br>(0:08.71) | 0:56.06 [4]<br>(0:10.90) | 0:45.16 [4]<br>(0:10.84) | 0:34.32 [4]<br>(0:11.18) | 0:23.14 [4]<br>(0:11.37) | 0:11.77 [3]<br>(0:11.77) |
| Average Speed [km/h]   | 41.5                     | 65.9                     | 66.0                     | 64.2                     | 63.2                     | 61.2                     |
| Top Speed [km/h]       | 63.0                     | 66.6                     | 66.6                     | 65.0                     | 64.3                     | 64.2                     |
| Avg. Dist. to Rail [m] | 4.8                      | 0.7                      | 1.4                      | 1.4                      | 0.8                      | 2.6                      |
| Avg. Stride Freq. [Hz] | 2.2                      | 2.3                      | 2.3                      | 2.2                      | 2.3                      | 2.3                      |
| Avg. Stride Length [m] | 5.5                      | 7.8                      | 7.9                      | 7.7                      | 7.6                      | 7.4                      |



- [ ] Ranking at each section and finish
- .-.- No data available at this section
- NA No data available



|                                |                   |
|--------------------------------|-------------------|
| Horse/Jockey Name              | High Cost         |
| Final Rank                     | 4                 |
| Fastest Section Time (Section) | 0:08.57 (Overall) |
| Top Speed [km/h] (Section)     | 66.7 (1000m)      |
| Race State                     | Finished          |



### Ipswich QLD Professional

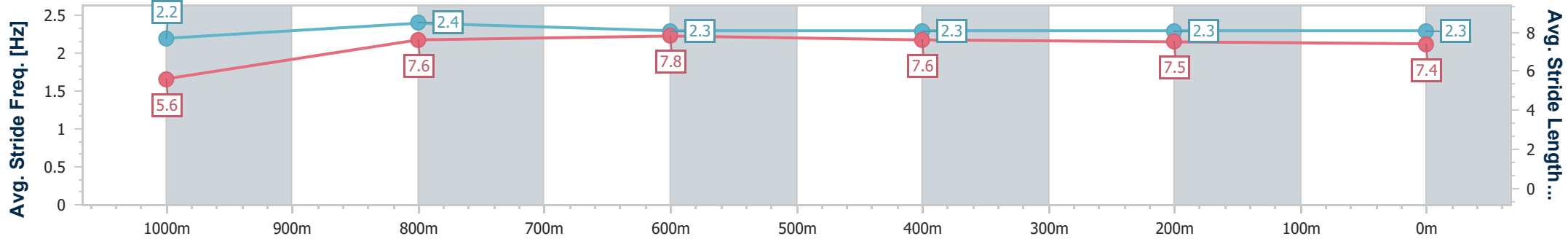
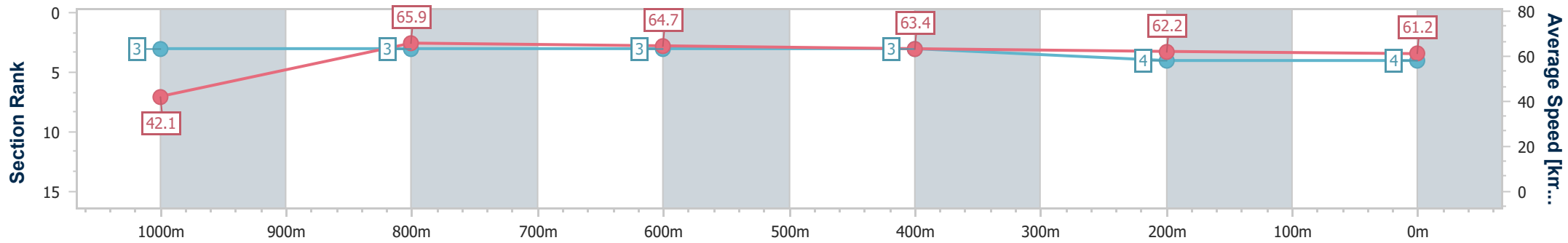
Race 9: EVENTS @ IEEC.COM.AU BM75 Handicap - 1100m

10 March 2023 - 16:40



Track Rating: Soft 7, Weather: overcast, Rail Position: +8m Entire

| Section                | Overall                  | 1000m                    | 800m                     | 600m                     | 400m                     | 200m                     |
|------------------------|--------------------------|--------------------------|--------------------------|--------------------------|--------------------------|--------------------------|
| Section Times          | 1:04.99 [4]<br>(0:08.57) | 0:56.42 [3]<br>(0:10.87) | 0:45.55 [3]<br>(0:11.06) | 0:34.49 [3]<br>(0:11.25) | 0:23.24 [3]<br>(0:11.49) | 0:11.75 [4]<br>(0:11.75) |
| Average Speed [km/h]   | 42.1                     | 65.9                     | 64.7                     | 63.4                     | 62.2                     | 61.2                     |
| Top Speed [km/h]       | 63.9                     | 66.7                     | 65.2                     | 64.2                     | 63.0                     | 62.9                     |
| Avg. Dist. to Rail [m] | 3.6                      | 1.1                      | 2.1                      | 2.3                      | 1.4                      | 0.8                      |
| Avg. Stride Freq. [Hz] | 2.2                      | 2.4                      | 2.3                      | 2.3                      | 2.3                      | 2.3                      |
| Avg. Stride Length [m] | 5.6                      | 7.6                      | 7.8                      | 7.6                      | 7.5                      | 7.4                      |



- [ ] Ranking at each section and finish
- .-.- No data available at this section
- NA No data available



|                                |                   |
|--------------------------------|-------------------|
| Horse/Jockey Name              | Three Stripes     |
| Final Rank                     | 5                 |
| Fastest Section Time (Section) | 0:08.82 (Overall) |
| Top Speed [km/h] (Section)     | 65.6 (600m)       |
| Race State                     | Finished          |



### Ipswich QLD Professional

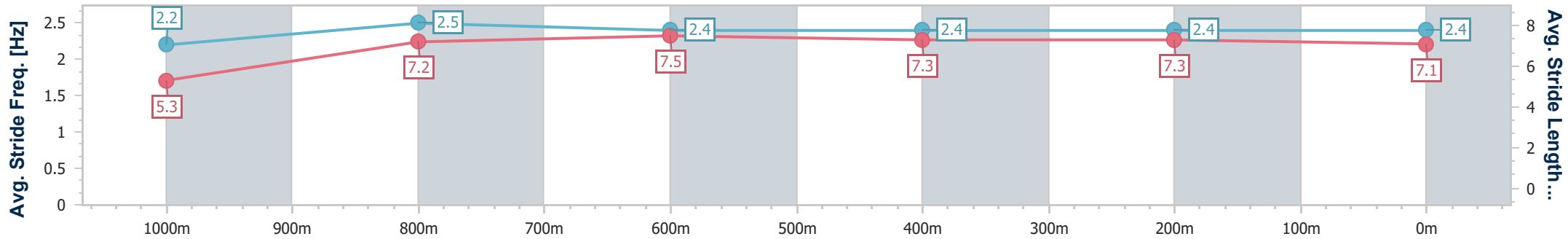
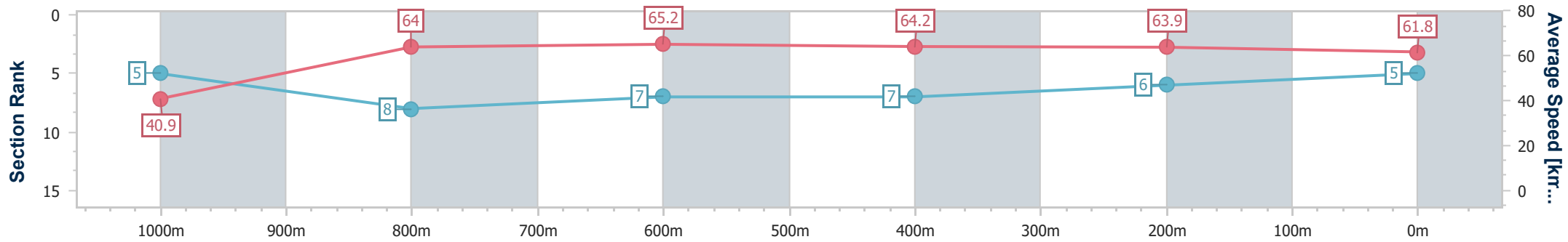
Race 9: EVENTS @ IEEC.COM.AU BM75 Handicap - 1100m

10 March 2023 - 16:40



Track Rating: Soft 7, Weather: overcast, Rail Position: +8m Entire

| Section                | Overall                  | 1000m                    | 800m                     | 600m                     | 400m                     | 200m                     |
|------------------------|--------------------------|--------------------------|--------------------------|--------------------------|--------------------------|--------------------------|
| Section Times          | 1:05.02 [5]<br>(0:08.82) | 0:56.20 [5]<br>(0:11.21) | 0:44.99 [8]<br>(0:10.96) | 0:34.03 [7]<br>(0:11.13) | 0:22.90 [7]<br>(0:11.24) | 0:11.66 [6]<br>(0:11.66) |
| Average Speed [km/h]   | 40.9                     | 64.0                     | 65.2                     | 64.2                     | 63.9                     | 61.8                     |
| Top Speed [km/h]       | 61.9                     | 64.6                     | 65.3                     | 65.6                     | 64.8                     | 64.3                     |
| Avg. Dist. to Rail [m] | 4.8                      | 1.1                      | 2.3                      | 2.1                      | 1.3                      | 1.9                      |
| Avg. Stride Freq. [Hz] | 2.2                      | 2.5                      | 2.4                      | 2.4                      | 2.4                      | 2.4                      |
| Avg. Stride Length [m] | 5.3                      | 7.2                      | 7.5                      | 7.3                      | 7.3                      | 7.1                      |



- [ ] Ranking at each section and finish
- .-.- No data available at this section
- NA No data available



|                                |                   |
|--------------------------------|-------------------|
| Horse/Jockey Name              | Hard Stride       |
| Final Rank                     | 6                 |
| Fastest Section Time (Section) | 0:08.52 (Overall) |
| Top Speed [km/h] (Section)     | 67.0 (1000m)      |
| Race State                     | Finished          |



### Ipswich QLD Professional

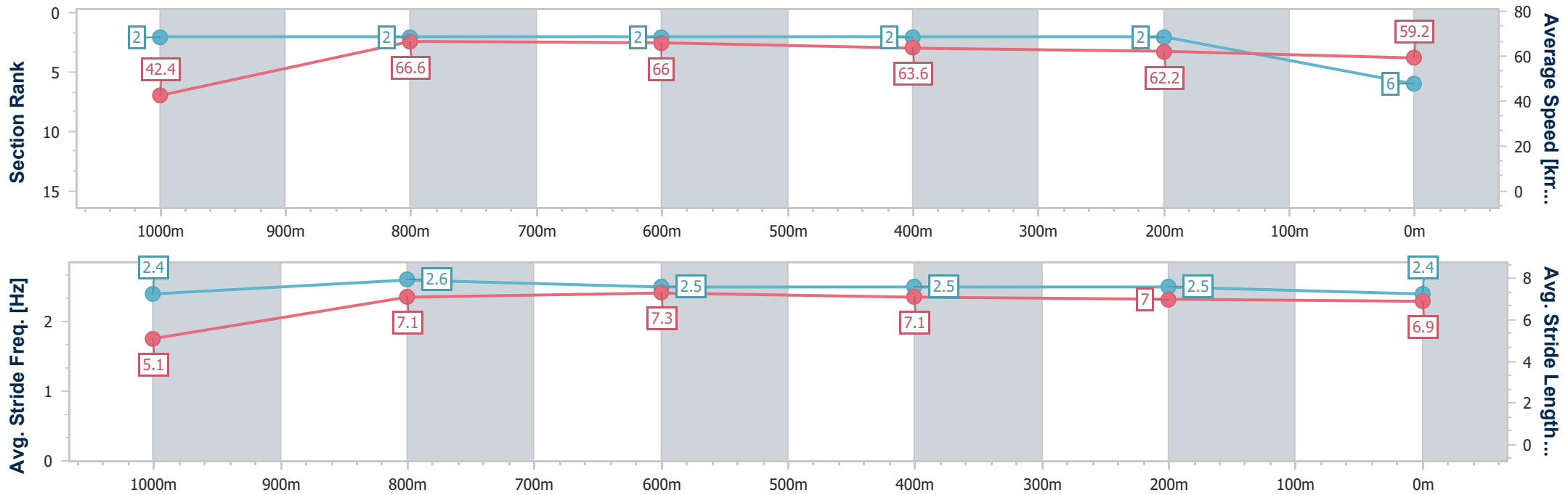
Race 9: EVENTS @ IEEC.COM.AU BM75 Handicap - 1100m

10 March 2023 - 16:40



Track Rating: Soft 7, Weather: overcast, Rail Position: +8m Entire

| Section                | Overall                  | 1000m                    | 800m                     | 600m                     | 400m                     | 200m                     |
|------------------------|--------------------------|--------------------------|--------------------------|--------------------------|--------------------------|--------------------------|
| Section Times          | 1:05.15 [6]<br>(0:08.52) | 0:56.63 [2]<br>(0:10.81) | 0:45.82 [2]<br>(0:10.87) | 0:34.95 [2]<br>(0:11.26) | 0:23.69 [2]<br>(0:11.53) | 0:12.16 [2]<br>(0:12.16) |
| Average Speed [km/h]   | 42.4                     | 66.6                     | 66.0                     | 63.6                     | 62.2                     | 59.2                     |
| Top Speed [km/h]       | 63.7                     | 67.0                     | 66.8                     | 64.7                     | 62.9                     | 62.5                     |
| Avg. Dist. to Rail [m] | 6.3                      | 1.0                      | 1.0                      | 1.4                      | 0.6                      | 0.2                      |
| Avg. Stride Freq. [Hz] | 2.4                      | 2.6                      | 2.5                      | 2.5                      | 2.5                      | 2.4                      |
| Avg. Stride Length [m] | 5.1                      | 7.1                      | 7.3                      | 7.1                      | 7.0                      | 6.9                      |



- [ ] Ranking at each section and finish
- .-.- No data available at this section
- NA No data available



|                                |                   |
|--------------------------------|-------------------|
| Horse/Jockey Name              | Poetic Choice     |
| Final Rank                     | 7                 |
| Fastest Section Time (Section) | 0:09.06 (Overall) |
| Top Speed [km/h] (Section)     | 67.9 (1000m)      |
| Race State                     | Finished          |



### Ipswich QLD Professional

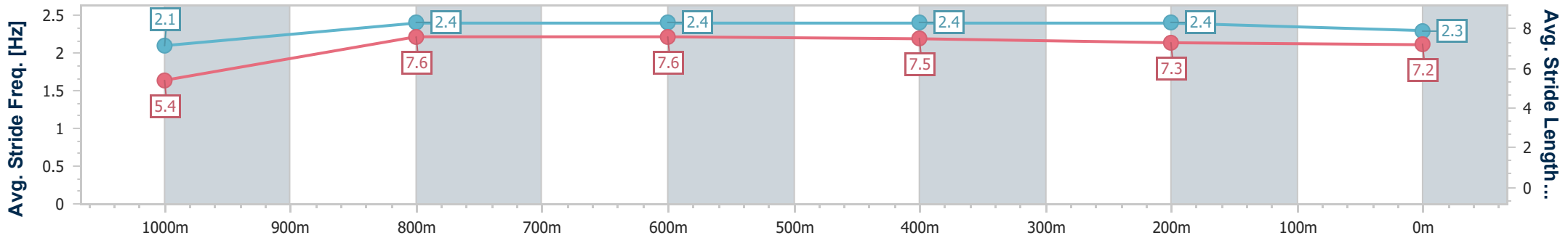
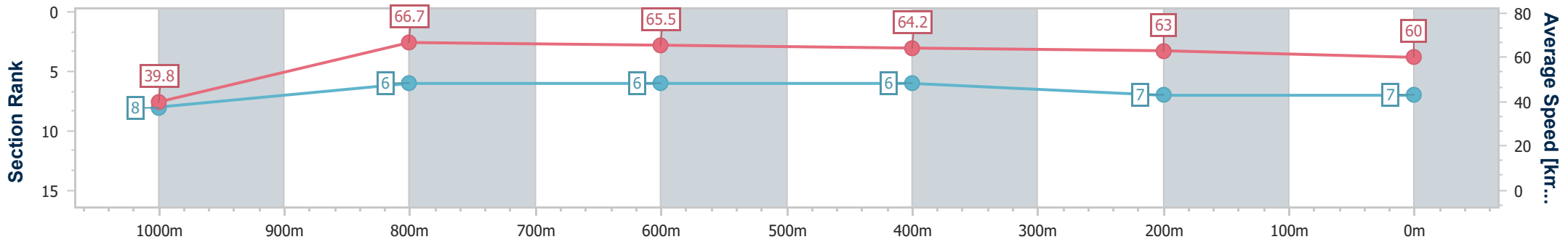
Race 9: EVENTS @ IEEC.COM.AU BM75 Handicap - 1100m

10 March 2023 - 16:40



Track Rating: Soft 7, Weather: overcast, Rail Position: +8m Entire

| Section                | Overall                  | 1000m                    | 800m                     | 600m                     | 400m                     | 200m                     |
|------------------------|--------------------------|--------------------------|--------------------------|--------------------------|--------------------------|--------------------------|
| Section Times          | 1:05.33 [7]<br>(0:09.06) | 0:56.27 [8]<br>(0:10.77) | 0:45.50 [6]<br>(0:10.93) | 0:34.57 [6]<br>(0:11.15) | 0:23.42 [6]<br>(0:11.44) | 0:11.98 [7]<br>(0:11.98) |
| Average Speed [km/h]   | 39.8                     | 66.7                     | 65.5                     | 64.2                     | 63.0                     | 60.0                     |
| Top Speed [km/h]       | 61.3                     | 67.9                     | 66.3                     | 65.2                     | 64.0                     | 63.0                     |
| Avg. Dist. to Rail [m] | 6.6                      | 0.8                      | 1.5                      | 1.1                      | 1.3                      | 2.8                      |
| Avg. Stride Freq. [Hz] | 2.1                      | 2.4                      | 2.4                      | 2.4                      | 2.4                      | 2.3                      |
| Avg. Stride Length [m] | 5.4                      | 7.6                      | 7.6                      | 7.5                      | 7.3                      | 7.2                      |



- [ ] Ranking at each section and finish
- .-.- No data available at this section
- NA No data available





|                                |                   |
|--------------------------------|-------------------|
| Horse/Jockey Name              | Maya Bay          |
| Final Rank                     | 8                 |
| Fastest Section Time (Section) | 0:08.94 (Overall) |
| Top Speed [km/h] (Section)     | 66.2 (1000m)      |
| Race State                     | Finished          |



### Ipswich QLD Professional

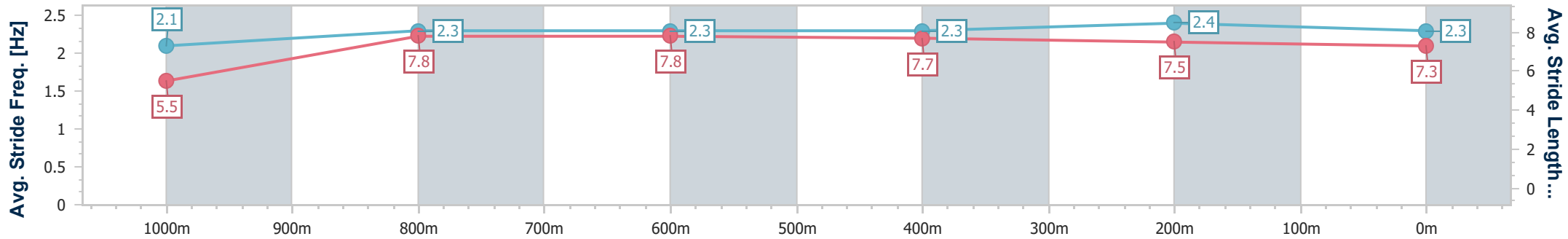
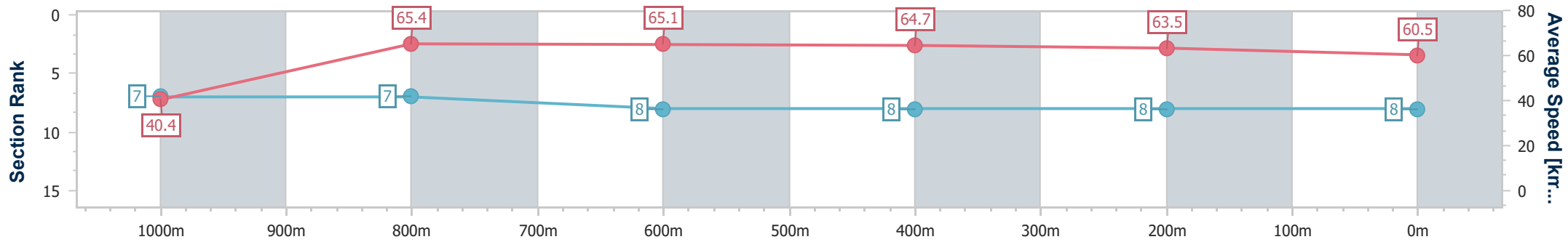
Race 9: EVENTS @ IEEC.COM.AU BM75 Handicap - 1100m

10 March 2023 - 16:40



Track Rating: Soft 7, Weather: overcast, Rail Position: +8m Entire

| Section                | Overall                  | 1000m                    | 800m                     | 600m                     | 400m                     | 200m                     |
|------------------------|--------------------------|--------------------------|--------------------------|--------------------------|--------------------------|--------------------------|
| Section Times          | 1:05.43 [8]<br>(0:08.94) | 0:56.49 [7]<br>(0:11.03) | 0:45.46 [7]<br>(0:11.06) | 0:34.40 [8]<br>(0:11.11) | 0:23.29 [8]<br>(0:11.40) | 0:11.89 [8]<br>(0:11.89) |
| Average Speed [km/h]   | 40.4                     | 65.4                     | 65.1                     | 64.7                     | 63.5                     | 60.5                     |
| Top Speed [km/h]       | 61.0                     | 66.2                     | 65.4                     | 65.4                     | 64.3                     | 63.2                     |
| Avg. Dist. to Rail [m] | 7.3                      | 1.3                      | 0.2                      | 0.3                      | 2.5                      | 5.1                      |
| Avg. Stride Freq. [Hz] | 2.1                      | 2.3                      | 2.3                      | 2.3                      | 2.4                      | 2.3                      |
| Avg. Stride Length [m] | 5.5                      | 7.8                      | 7.8                      | 7.7                      | 7.5                      | 7.3                      |



- [ ] Ranking at each section and finish
- .-.- No data available at this section
- NA No data available