

Ipswich QLD Professional

Race 3: FILLIES AND FASCINATORS QTIS Three-Years-Old Maiden Plate - 800m

10 March 2023 - 12:58

Track Rating: Good 4, Weather: Overcast, Rail Position: +8m Entire

Section										Last 600m		
Field Times		Overall	600m	400m	200m							
		0:45.09 (0:13.16)	0:31.93 (0:10.36)	0:21.57 (0:10.63)	0:10.94 (0:10.94)						0:31.93	
Rank	TAB	Horse/Jockey	Barrier	Top Speed [km/h]	Fastest Section	Overall	600m	400m	200m	Margin	Last 600m	Distance Travelled [m]
1	9	LIQUOR Angela Jones	9	70.6	0:10.36	0:45.09 [1] (0:13.16)	0:31.93 [1] (0:10.36)	0:21.57 [1] (0:10.63)	0:10.94 [1] (0:10.94)	0:45.09	0:31.93	
2	1	BAUHINIA ROCK Justin Stanley	10	70.7	0:10.41	0:45.22 [2] (0:13.45)	0:31.77 [4] (0:10.41)	0:21.36 [4] (0:10.54)	0:10.82 [3] (0:10.82)	0.5L	0:31.77	-4
3	3	CONNELLY Andrew Mallyon	12	69.8	0:10.46	0:45.35 [3] (0:13.37)	0:31.98 [3] (0:10.46)	0:21.52 [3] (0:10.59)	0:10.93 [4] (0:10.93)	1.3L	0:31.98	+3
4	7	ARTIE PANTZ Stephanie Thornton	6	70.9	0:10.25	0:45.64 [4] (0:13.30)	0:32.34 [2] (0:10.25)	0:22.09 [2] (0:10.69)	0:11.40 [2] (0:11.40)	2.8L	0:32.34	-2
5	4	MR EVANS Noriyuki Masuda	7	69.8	0:10.44	0:45.99 [5] (0:13.55)	0:32.44 [5] (0:10.44)	0:22.00 [5] (0:10.68)	0:11.32 [5] (0:11.32)	4.8L	0:32.44	+3
6	6	SCHUELLER Georgina Cartwright	14	69.6	0:10.49	0:46.38 [6] (0:13.58)	0:32.80 [8] (0:10.49)	0:22.31 [7] (0:10.71)	0:11.60 [6] (0:11.60)	7.1L	0:32.80	+4
7	5	PICADOR Jake Molloy	8	69.1	0:10.59	0:46.58 [7] (0:13.88)	0:32.70 [9] (0:10.59)	0:22.11 [9] (0:10.98)	0:11.13 [9] (0:11.13)	8.1L	0:32.70	-5
8	8	HIPPEASTRUM Ben Thompson	1	69.4	0:10.53	0:46.72 [8] (0:13.55)	0:33.17 [7] (0:10.53)	0:22.64 [6] (0:11.04)	0:11.60 [8] (0:11.60)	8.9L	0:33.17	-5
9	10	SUPER GYPSY Nozi Tomizawa	13	69.2	0:10.63	0:46.73 [9] (0:13.57)	0:33.16 [6] (0:10.63)	0:22.53 [8] (0:10.87)	0:11.66 [7] (0:11.66)	9L	0:33.16	+0
10	2	BOSS BANDIT Rikki Jamieson	3	68.6	0:10.59	0:47.06 [10] (0:14.23)	0:32.83 [10] (0:10.59)	0:22.24 [10] (0:10.88)	0:11.36 [10] (0:11.36)	10.8L	0:32.83	-4

Scratched: Willy Ever (#11), Russian Pins (#12), Charose (#13), Laguna De Chicabel (#14)



Horse/Jockey Name	Liquor
Final Rank	1
Fastest Section Time (Section)	0:10.36 (600m)
Top Speed [km/h] (Section)	70.6 (Overall)
Race State	Finished

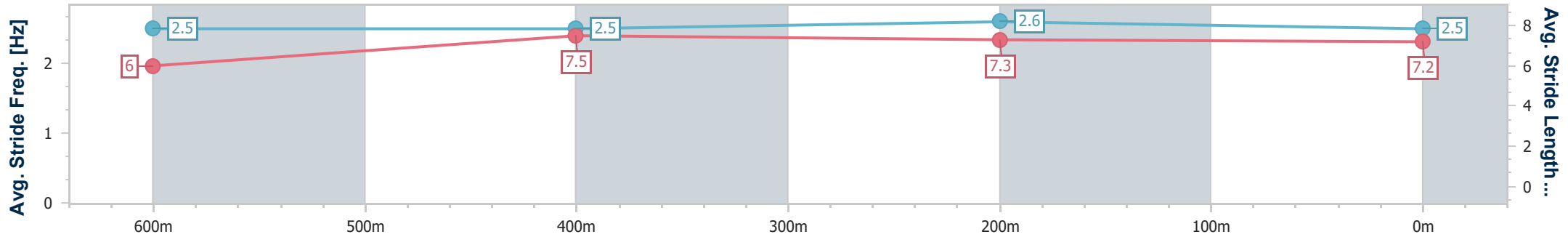
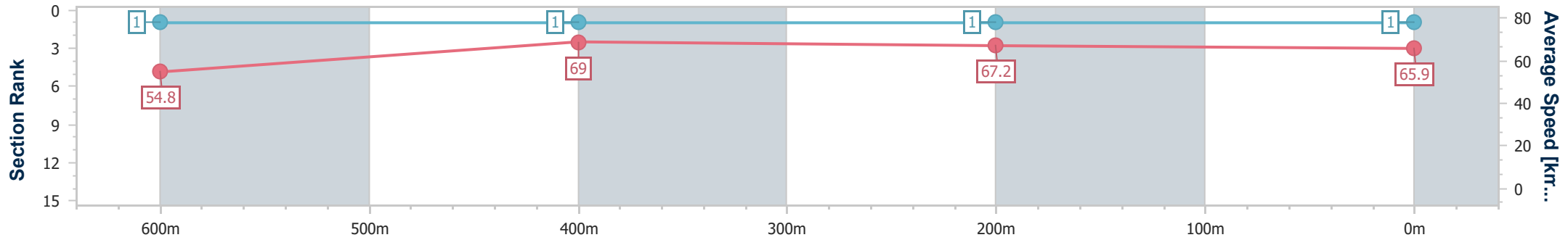


Ipswich QLD Professional
 Race 3: FILLIES AND FASCINATORS QTIS Three-Years-Old
 Maiden Plate - 800m
 10 March 2023 - 12:58



Track Rating: Good 4, Weather: Overcast, Rail Position: +8m Entire

Section	Overall	600m	400m	200m
Section Times	0:45.09 [1] (0:13.16)	0:31.93 [1] (0:10.36)	0:21.57 [1] (0:10.63)	0:10.94 [1] (0:10.94)
Average Speed [km/h]	54.8	69.0	67.2	65.9
Top Speed [km/h]	70.6	70.4	68.3	67.9
Avg. Dist. to Rail [m]	3.4	1.5	1.7	0.6
Avg. Stride Freq. [Hz]	2.5	2.5	2.6	2.5
Avg. Stride Length [m]	6.0	7.5	7.3	7.2



- [] Ranking at each section and finish
- .-.- No data available at this section
- NA No data available



Horse/Jockey Name	Bauhinia Rock
Final Rank	2
Fastest Section Time (Section)	0:10.41 (600m)
Top Speed [km/h] (Section)	70.7 (600m)
Race State	Finished

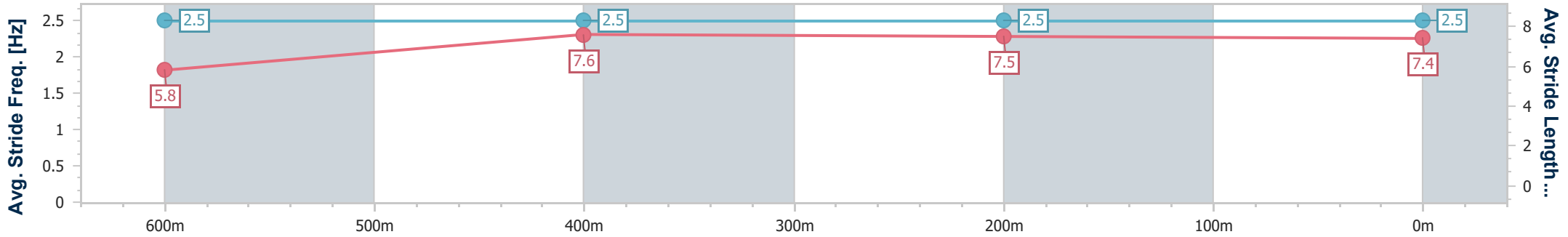
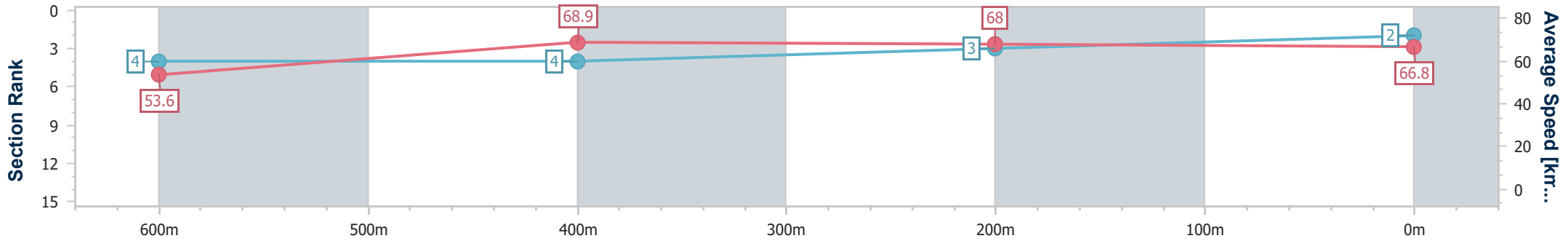


Ipswich QLD Professional
 Race 3: FILLIES AND FASCINATORS QTIS Three-Years-Old
 Maiden Plate - 800m
 10 March 2023 - 12:58



Track Rating: Good 4, Weather: Overcast, Rail Position: +8m Entire

Section	Overall	600m	400m	200m
Section Times	0:45.22 [2] (0:13.45)	0:31.77 [4] (0:10.41)	0:21.36 [4] (0:10.54)	0:10.82 [3] (0:10.82)
Average Speed [km/h]	53.6	68.9	68.0	66.8
Top Speed [km/h]	69.5	70.7	69.0	68.8
Avg. Dist. to Rail [m]	4.2	0.9	1.2	0.6
Avg. Stride Freq. [Hz]	2.5	2.5	2.5	2.5
Avg. Stride Length [m]	5.8	7.6	7.5	7.4



- [] Ranking at each section and finish
- .-.- No data available at this section
- NA No data available



Horse/Jockey Name	Connelly
Final Rank	3
Fastest Section Time (Section)	0:10.46 (600m)
Top Speed [km/h] (Section)	69.8 (600m)
Race State	Finished

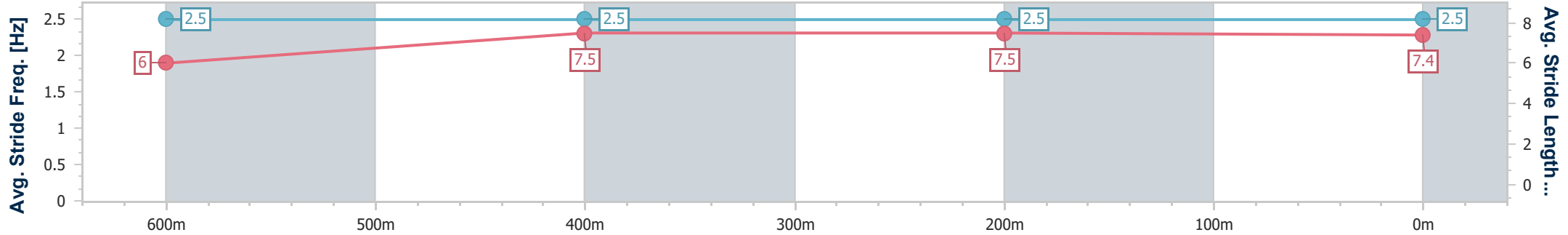
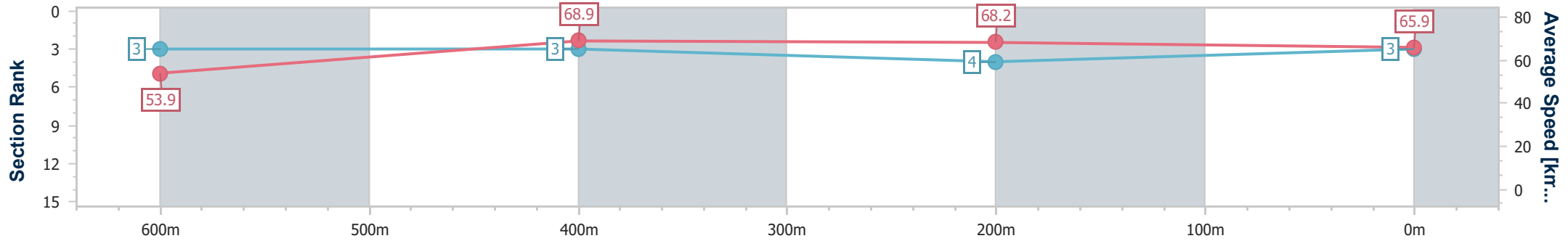


Ipswich QLD Professional
 Race 3: FILLIES AND FASCINATORS QTIS Three-Years-Old
 Maiden Plate - 800m
 10 March 2023 - 12:58



Track Rating: Good 4, Weather: Overcast, Rail Position: +8m Entire

Section	Overall	600m	400m	200m
Section Times	0:45.35 [3] (0:13.37)	0:31.98 [3] (0:10.46)	0:21.52 [3] (0:10.59)	0:10.93 [4] (0:10.93)
Average Speed [km/h]	53.9	68.9	68.2	65.9
Top Speed [km/h]	68.2	69.8	68.6	68.9
Avg. Dist. to Rail [m]	6.9	1.0	1.3	3.3
Avg. Stride Freq. [Hz]	2.5	2.5	2.5	2.5
Avg. Stride Length [m]	6.0	7.5	7.5	7.4



- [] Ranking at each section and finish
- .-.- No data available at this section
- NA No data available



Horse/Jockey Name	Artie Pantz
Final Rank	4
Fastest Section Time (Section)	0:10.25 (600m)
Top Speed [km/h] (Section)	70.9 (Overall)
Race State	Finished

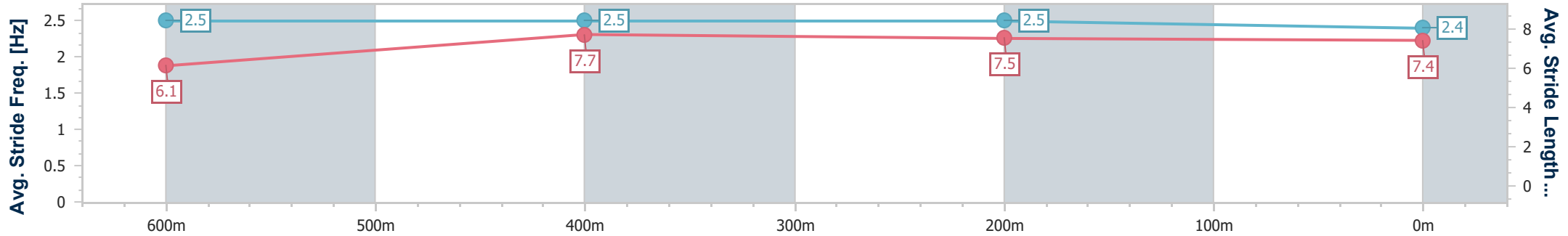
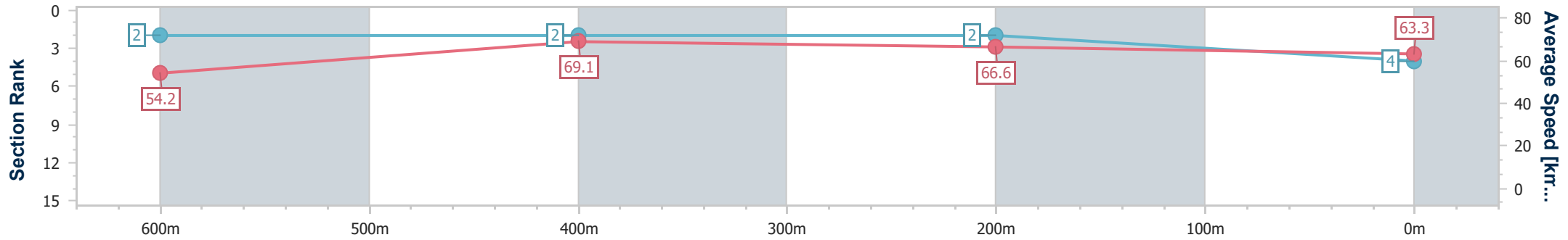


Ipswich QLD Professional
 Race 3: FILLIES AND FASCINATORS QTIS Three-Years-Old
 Maiden Plate - 800m
 10 March 2023 - 12:58



Track Rating: Good 4, Weather: Overcast, Rail Position: +8m Entire

Section	Overall	600m	400m	200m
Section Times	0:45.64 [4] (0:13.30)	0:32.34 [2] (0:10.25)	0:22.09 [2] (0:10.69)	0:11.40 [2] (0:11.40)
Average Speed [km/h]	54.2	69.1	66.6	63.3
Top Speed [km/h]	70.9	70.9	66.9	66.0
Avg. Dist. to Rail [m]	1.6	2.1	2.9	2.2
Avg. Stride Freq. [Hz]	2.5	2.5	2.5	2.4
Avg. Stride Length [m]	6.1	7.7	7.5	7.4



- [] Ranking at each section and finish
- .-.- No data available at this section
- NA No data available



Horse/Jockey Name	Mr Evans
Final Rank	5
Fastest Section Time (Section)	0:10.44 (600m)
Top Speed [km/h] (Section)	69.8 (Overall)
Race State	Finished

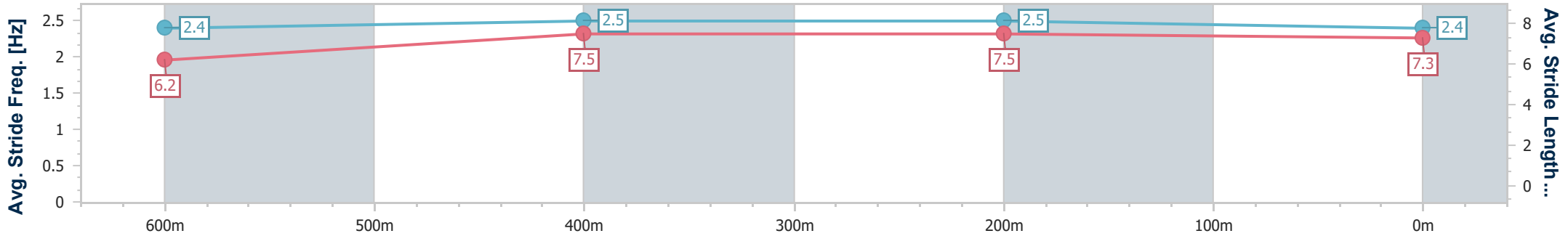
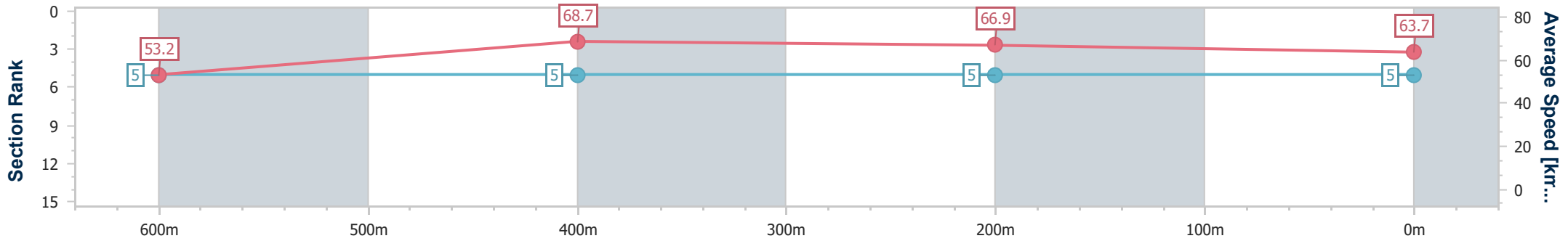


Ipswich QLD Professional
 Race 3: FILLIES AND FASCINATORS QTIS Three-Years-Old
 Maiden Plate - 800m
 10 March 2023 - 12:58



Track Rating: Good 4, Weather: Overcast, Rail Position: +8m Entire

Section	Overall	600m	400m	200m
Section Times	0:45.99 [5] (0:13.55)	0:32.44 [5] (0:10.44)	0:22.00 [5] (0:10.68)	0:11.32 [5] (0:11.32)
Average Speed [km/h]	53.2	68.7	66.9	63.7
Top Speed [km/h]	69.8	69.4	67.6	66.4
Avg. Dist. to Rail [m]	2.3	1.0	1.2	0.2
Avg. Stride Freq. [Hz]	2.4	2.5	2.5	2.4
Avg. Stride Length [m]	6.2	7.5	7.5	7.3



- [] Ranking at each section and finish
- .-.- No data available at this section
- NA No data available



Horse/Jockey Name	Schueller
Final Rank	6
Fastest Section Time (Section)	0:10.49 (600m)
Top Speed [km/h] (Section)	69.6 (600m)
Race State	Finished

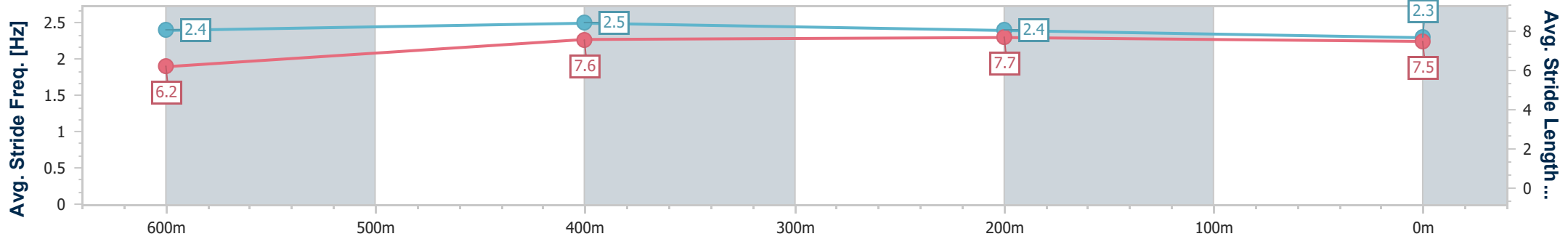
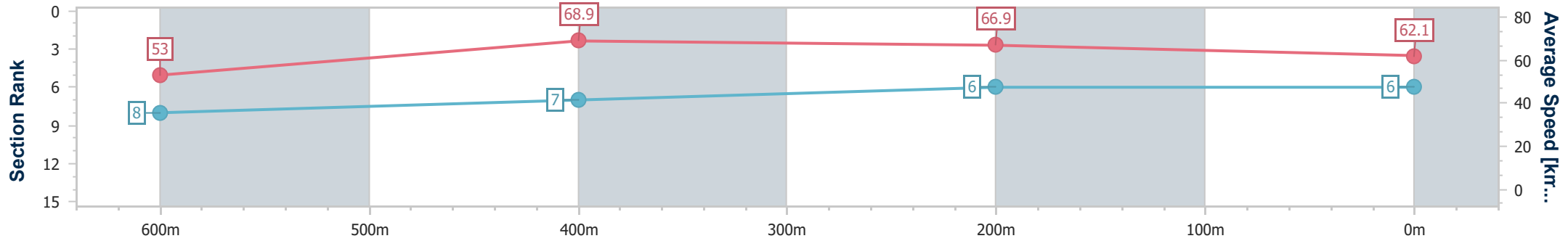


Ipswich QLD Professional
 Race 3: FILLIES AND FASCINATORS QTIS Three-Years-Old
 Maiden Plate - 800m
 10 March 2023 - 12:58



Track Rating: Good 4, Weather: Overcast, Rail Position: +8m Entire

Section	Overall	600m	400m	200m
Section Times	0:46.38 [6] (0:13.58)	0:32.80 [8] (0:10.49)	0:22.31 [7] (0:10.71)	0:11.60 [6] (0:11.60)
Average Speed [km/h]	53.0	68.9	66.9	62.1
Top Speed [km/h]	68.2	69.6	68.4	65.4
Avg. Dist. to Rail [m]	8.8	2.0	1.2	0.5
Avg. Stride Freq. [Hz]	2.4	2.5	2.4	2.3
Avg. Stride Length [m]	6.2	7.6	7.7	7.5



- [] Ranking at each section and finish
- .-.- No data available at this section
- NA No data available



Horse/Jockey Name	Picador
Final Rank	7
Fastest Section Time (Section)	0:10.59 (600m)
Top Speed [km/h] (Section)	69.1 (600m)
Race State	Finished

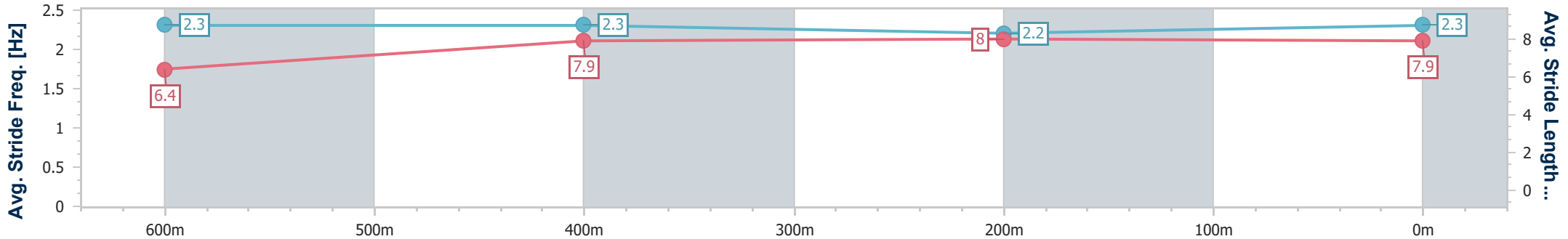
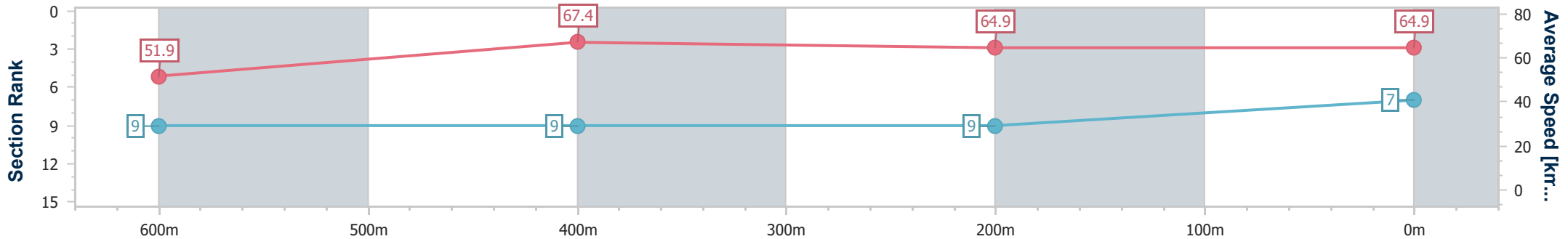


Ipswich QLD Professional
 Race 3: FILLIES AND FASCINATORS QTIS Three-Years-Old
 Maiden Plate - 800m
 10 March 2023 - 12:58



Track Rating: Good 4, Weather: Overcast, Rail Position: +8m Entire

Section	Overall	600m	400m	200m
Section Times	0:46.58 [7] (0:13.88)	0:32.70 [9] (0:10.59)	0:22.11 [9] (0:10.98)	0:11.13 [9] (0:11.13)
Average Speed [km/h]	51.9	67.4	64.9	64.9
Top Speed [km/h]	68.8	69.1	66.5	66.5
Avg. Dist. to Rail [m]	2.4	1.9	1.8	0.4
Avg. Stride Freq. [Hz]	2.3	2.3	2.2	2.3
Avg. Stride Length [m]	6.4	7.9	8.0	7.9



- [] Ranking at each section and finish
- .-.- No data available at this section
- NA No data available



Horse/Jockey Name	Hippeastrum
Final Rank	8
Fastest Section Time (Section)	0:10.53 (600m)
Top Speed [km/h] (Section)	69.4 (600m)
Race State	Finished

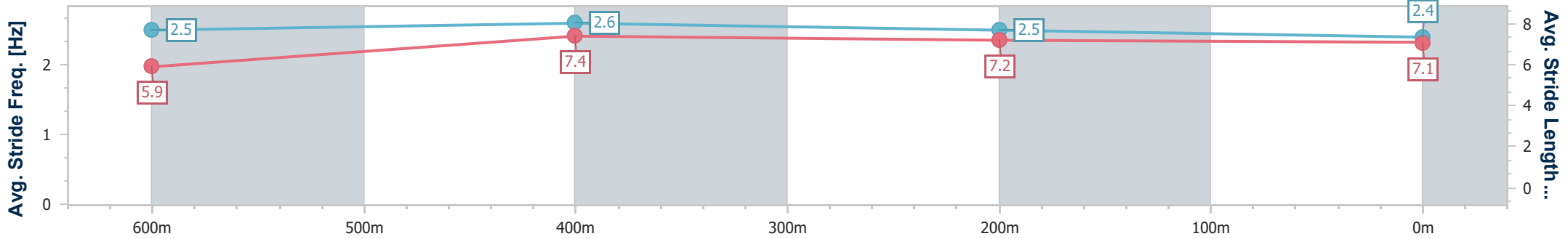
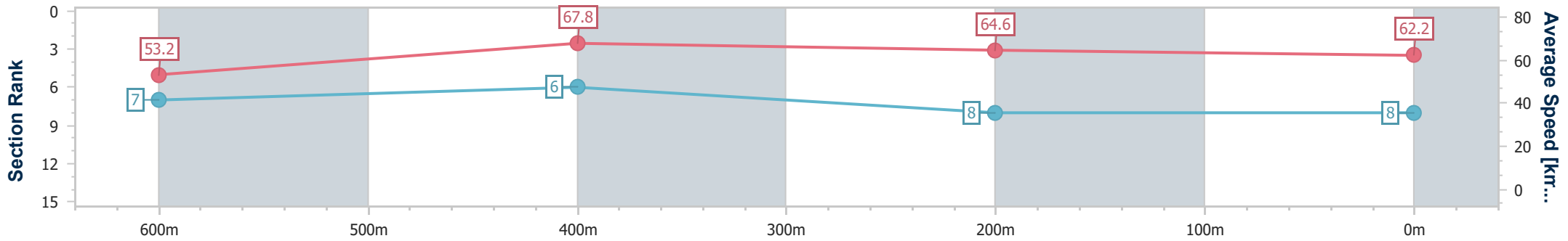


Ipswich QLD Professional
 Race 3: FILLIES AND FASCINATORS QTIS Three-Years-Old
 Maiden Plate - 800m
 10 March 2023 - 12:58



Track Rating: Good 4, Weather: Overcast, Rail Position: +8m Entire

Section	Overall	600m	400m	200m
Section Times	0:46.72 [8] (0:13.55)	0:33.17 [7] (0:10.53)	0:22.64 [6] (0:11.04)	0:11.60 [8] (0:11.60)
Average Speed [km/h]	53.2	67.8	64.6	62.2
Top Speed [km/h]	68.9	69.4	65.5	64.6
Avg. Dist. to Rail [m]	0.3	1.9	2.2	1.4
Avg. Stride Freq. [Hz]	2.5	2.6	2.5	2.4
Avg. Stride Length [m]	5.9	7.4	7.2	7.1



- [] Ranking at each section and finish
- .-.- No data available at this section
- NA No data available



Horse/Jockey Name	Super Gypsy
Final Rank	9
Fastest Section Time (Section)	0:10.63 (600m)
Top Speed [km/h] (Section)	69.2 (600m)
Race State	Finished

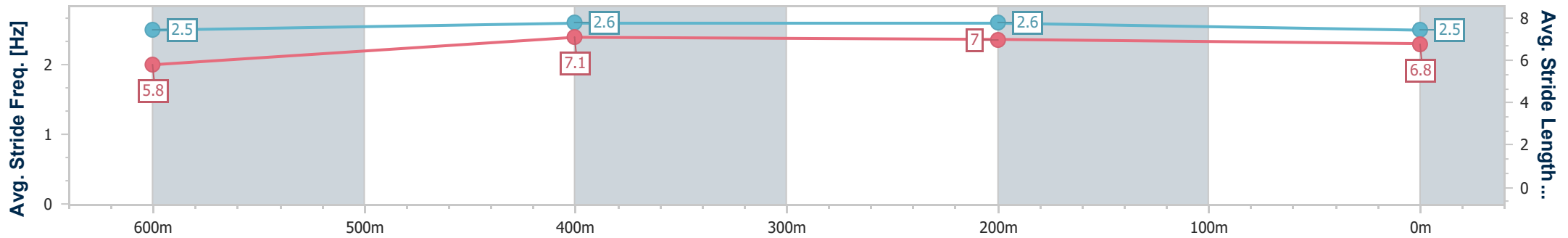
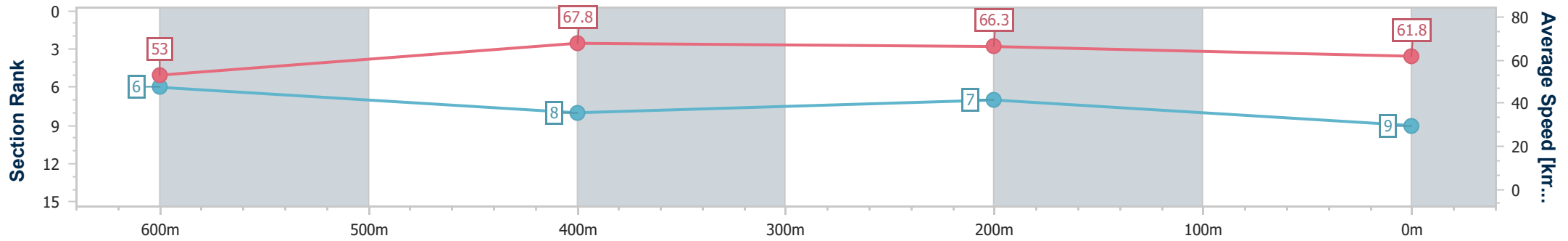


Ipswich QLD Professional
 Race 3: FILLIES AND FASCINATORS QTIS Three-Years-Old
 Maiden Plate - 800m
 10 March 2023 - 12:58



Track Rating: Good 4, Weather: Overcast, Rail Position: +8m Entire

Section	Overall	600m	400m	200m
Section Times	0:46.73 [9] (0:13.57)	0:33.16 [6] (0:10.63)	0:22.53 [8] (0:10.87)	0:11.66 [7] (0:11.66)
Average Speed [km/h]	53.0	67.8	66.3	61.8
Top Speed [km/h]	68.6	69.2	67.4	65.5
Avg. Dist. to Rail [m]	6.4	0.7	1.5	4.6
Avg. Stride Freq. [Hz]	2.5	2.6	2.6	2.5
Avg. Stride Length [m]	5.8	7.1	7.0	6.8



- [] Ranking at each section and finish
- .-.- No data available at this section
- NA No data available



Horse/Jockey Name	Boss Bandit
Final Rank	10
Fastest Section Time (Section)	0:10.59 (600m)
Top Speed [km/h] (Section)	68.6 (600m)
Race State	Finished

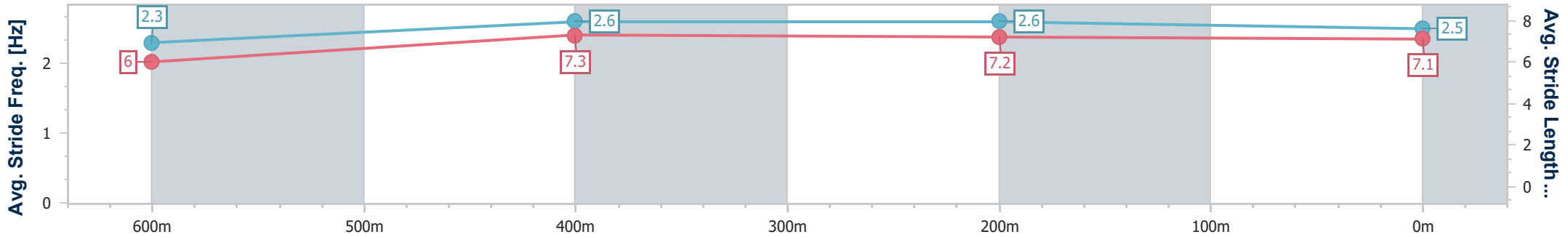
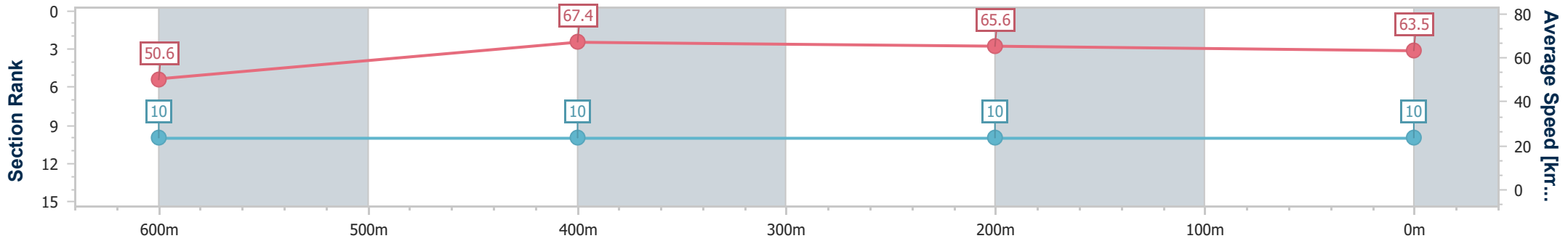


Ipswich QLD Professional
 Race 3: FILLIES AND FASCINATORS QTIS Three-Years-Old
 Maiden Plate - 800m
 10 March 2023 - 12:58



Track Rating: Good 4, Weather: Overcast, Rail Position: +8m Entire

Section	Overall	600m	400m	200m
Section Times	0:47.06 [10] (0:14.23)	0:32.83 [10] (0:10.59)	0:22.24 [10] (0:10.88)	0:11.36 [10] (0:11.36)
Average Speed [km/h]	50.6	67.4	65.6	63.5
Top Speed [km/h]	67.9	68.6	67.2	65.0
Avg. Dist. to Rail [m]	0.8	1.9	1.7	1.5
Avg. Stride Freq. [Hz]	2.3	2.6	2.6	2.5
Avg. Stride Length [m]	6.0	7.3	7.2	7.1



- [] Ranking at each section and finish
- .-.- No data available at this section
- NA No data available