

Track Rating: Good 4, Weather: Overcast, Rail Position: +8m Entire

Section		Overall	1600m	1400m	1200m	1000m	800m	600m	Last 600m				
Field Times		1:44.27 (0:08.57)	1:35.70 (0:11.71)	1:23.99 (0:11.85)	1:12.14 (0:11.71)	1:00.43 (0:12.26)	0:48.17 (0:12.17)	0:36.00 (0:11.80)	0:36.00				
Rank	TAB Horse/Jockey	Barrier	Top Speed [km/h]	Fastest Section									Distance Travelled [m]
1	8 ORIGINAL GLAZE Georgina Cartwright	6	62.6 1600m	0:08.62 Overall	1:44.27 [1] (0:08.62)	1:35.65 [2] (0:11.66)	1:23.99 [1] (0:11.85)	1:12.14 [1] (0:11.71)	1:00.43 [1] (0:12.26)	0:48.17 [1] (0:12.17)	0:36.00 [1] (0:11.80)	0:36.00	
2	4 MISHANI KINGDOM Cody Collis	4	63.3 400m	0:09.12 Overall	1:44.41 [2] (0:09.12)	1:35.29 [7] (0:11.99)	1:23.30 [7] (0:11.93)	1:11.37 [7] (0:11.88)	0:59.49 [7] (0:12.10)	0:47.39 [7] (0:12.19)	0:35.20 [7] (0:11.73)	0:35.20	+3
3	7 TOKYO BLOSSOM Ben Thompson	8	62.3 600m	0:08.57 Overall	1:44.50 [3] (0:08.57)	1:35.93 [1] (0:11.89)	1:24.04 [3] (0:12.03)	1:12.01 [4] (0:12.03)	0:59.98 [5] (0:12.18)	0:47.80 [5] (0:12.13)	0:35.67 [5] (0:11.77)	0:35.67	+2
4	3 HAVANOTHERGO Anthony Allen	7	63.1 1600m	0:08.63 Overall	1:44.62 [4] (0:08.63)	1:35.99 [3] (0:11.73)	1:24.26 [2] (0:11.94)	1:12.32 [3] (0:11.95)	1:00.37 [3] (0:12.21)	0:48.16 [3] (0:12.15)	0:36.01 [4] (0:11.66)	0:36.01	+5
5	1 MISHANI SPARTAN Alisha Donald	3	64.2 400m	0:09.29 Overall	1:44.78 [5] (0:09.29)	1:35.49 [8] (0:11.98)	1:23.51 [8] (0:11.87)	1:11.64 [8] (0:11.91)	0:59.73 [8] (0:12.05)	0:47.68 [8] (0:12.22)	0:35.46 [8] (0:11.87)	0:35.46	+0
6	9 JOYBELLS Samantha Collett	5	62.6 1600m	0:08.70 Overall	1:44.86 [6] (0:08.70)	1:36.16 [4] (0:11.94)	1:24.22 [4] (0:11.88)	1:12.34 [5] (0:11.96)	1:00.38 [4] (0:12.10)	0:48.28 [4] (0:12.00)	0:36.28 [3] (0:11.78)	0:36.28	+1
7	6 MISHANI CHOICE Kenji Yoshida	2	63.2 1400m	0:08.88 Overall	1:45.12 [7] (0:08.88)	1:36.24 [5] (0:11.77)	1:24.47 [4] (0:11.51)	1:12.96 [2] (0:11.82)	1:01.14 [2] (0:12.27)	0:48.87 [2] (0:12.15)	0:36.72 [2] (0:11.90)	0:36.72	+3
8	5 WYATT RIVER Taylor Marshall	1	62.6 1600m	0:09.01 Overall	1:45.17 [8] (0:09.01)	1:36.16 [6] (0:11.92)	1:24.24 [6] (0:11.95)	1:12.29 [6] (0:11.89)	1:00.40 [6] (0:12.06)	0:48.34 [6] (0:12.11)	0:36.23 [6] (0:11.94)	0:36.23	+1

Scratched: Rebel News (#2)

Track Rating: Good 4, Weather: Overcast, Rail Position: +8m Entire

Section				400m	200m			Last 600m			
Field Times				0:24.20 (0:11.95)	0:12.25 (0:12.25)			0:36.00			
Rank	TAB	Horse/Jockey	Barrier	Top Speed [km/h]	Fastest Section	Margin				Distance Travelled [m]	
1	8	ORIGINAL GLAZE Georgina Cartwright	6	62.6 1600m	0:08.62 Overall	0:24.20 [1] (0:11.95)	0:12.25 [1] (0:12.25)	1:44.27		0:36.00	
2	4	MISHANI KINGDOM Cody Collis	4	63.3 400m	0:09.12 Overall	0:23.47 [7] (0:11.62)	0:11.85 [5] (0:11.85)	0.8L		0:35.20	+3
3	7	TOKYO BLOSSOM Ben Thompson	8	62.3 600m	0:08.57 Overall	0:23.90 [5] (0:11.89)	0:12.01 [4] (0:12.01)	1.3L		0:35.67	+2
4	3	HAVANOTHERGO Anthony Allen	7	63.1 1600m	0:08.63 Overall	0:24.35 [3] (0:12.01)	0:12.34 [2] (0:12.34)	1.8L		0:36.01	+5
5	1	MISHANI SPARTAN Alisha Donald	3	64.2 400m	0:09.29 Overall	0:23.59 [8] (0:11.80)	0:11.79 [7] (0:11.79)	2.6L		0:35.46	+0
6	9	JOYBELLS Samantha Collett	5	62.6 1600m	0:08.70 Overall	0:24.50 [4] (0:12.02)	0:12.48 [3] (0:12.48)	3.1L		0:36.28	+1
7	6	MISHANI CHOICE Kenji Yoshida	2	63.2 1400m	0:08.88 Overall	0:24.82 [2] (0:12.25)	0:12.57 [6] (0:12.57)	4.4L		0:36.72	+3
8	5	WYATT RIVER Taylor Marshall	1	62.6 1600m	0:09.01 Overall	0:24.29 [6] (0:12.19)	0:12.10 [8] (0:12.10)	4.6L		0:36.23	+1

Scratched: Rebel News (#2)



Horse/Jockey Name	Original Glaze
Final Rank	1
Fastest Section Time (Section)	0:08.62 (Overall)
Top Speed [km/h] (Section)	62.6 (1600m)
Race State	Finished



Ipswich QLD Professional

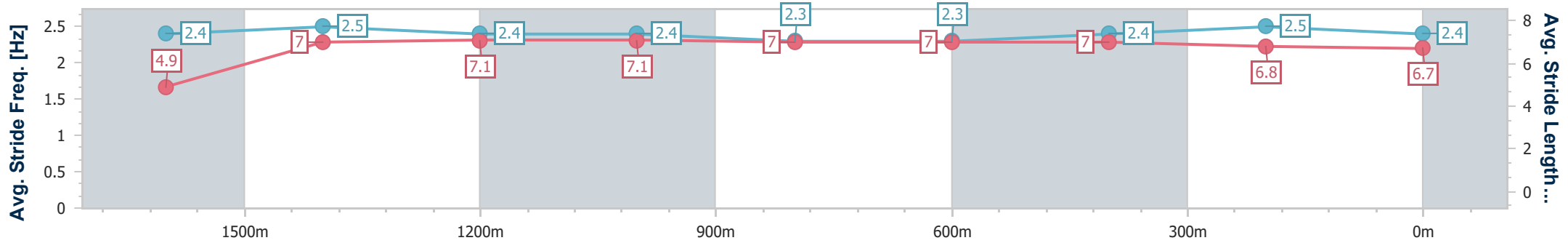
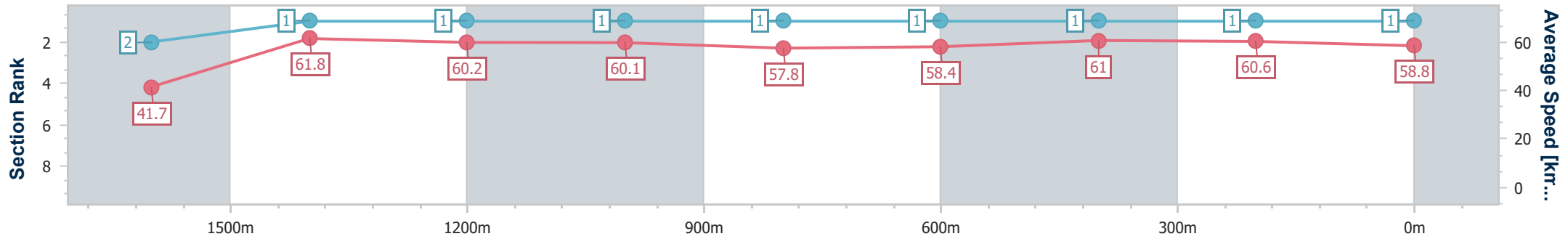
Race 2: TAB QTIS Three-Years-Old BM62 Handicap - 1700m

10 March 2023 - 12:24



Track Rating: Good 4, Weather: Overcast, Rail Position: +8m Entire

Section	Overall	1600m	1400m	1200m	1000m	800m	600m	400m	200m
Section Times	1:44.27 [1] (0:08.62)	1:35.65 [2] (0:11.66)	1:23.99 [1] (0:11.85)	1:12.14 [1] (0:11.71)	1:00.43 [1] (0:12.26)	0:48.17 [1] (0:12.17)	0:36.00 [1] (0:11.80)	0:24.20 [1] (0:11.95)	0:12.25 [1] (0:12.25)
Average Speed [km/h]	41.7	61.8	60.2	60.1	57.8	58.4	61.0	60.6	58.8
Top Speed [km/h]	62.3	62.6	61.6	61.5	59.0	59.9	61.5	61.0	60.5
Avg. Dist. to Rail [m]	7.3	1.3	2.5	5.5	6.1	3.6	1.0	2.0	1.3
Avg. Stride Freq. [Hz]	2.4	2.5	2.4	2.4	2.3	2.3	2.4	2.5	2.4
Avg. Stride Length [m]	4.9	7.0	7.1	7.1	7.0	7.0	7.0	6.8	6.7



- [] Ranking at each section and finish
- .-.- No data available at this section
- NA No data available



Horse/Jockey Name	Mishani Kingdom
Final Rank	2
Fastest Section Time (Section)	0:09.12 (Overall)
Top Speed [km/h] (Section)	63.3 (400m)
Race State	Finished



Ipswich QLD Professional

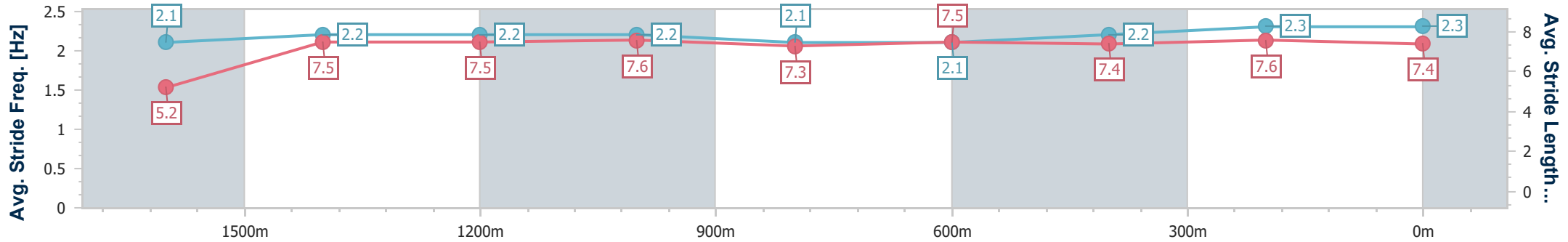
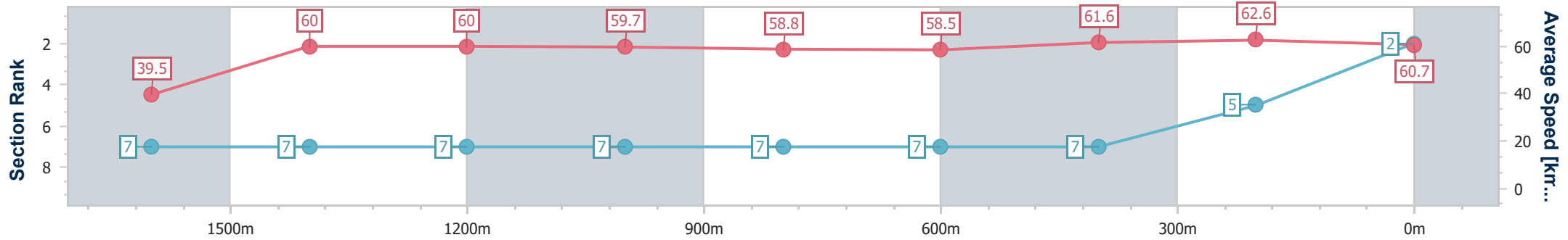
Race 2: TAB QTIS Three-Years-Old BM62 Handicap - 1700m

10 March 2023 - 12:24



Track Rating: Good 4, Weather: Overcast, Rail Position: +8m Entire

Section	Overall	1600m	1400m	1200m	1000m	800m	600m	400m	200m
Section Times	1:44.41 [2] (0:09.12)	1:35.29 [7] (0:11.99)	1:23.30 [7] (0:11.93)	1:11.37 [7] (0:11.88)	0:59.49 [7] (0:12.10)	0:47.39 [7] (0:12.19)	0:35.20 [7] (0:11.73)	0:23.47 [7] (0:11.62)	0:11.85 [5] (0:11.85)
Average Speed [km/h]	39.5	60.0	60.0	59.7	58.8	58.5	61.6	62.6	60.7
Top Speed [km/h]	58.4	61.4	60.8	60.9	60.6	60.7	62.4	63.3	63.3
Avg. Dist. to Rail [m]	4.6	0.8	1.7	3.8	4.4	2.7	0.7	4.3	8.1
Avg. Stride Freq. [Hz]	2.1	2.2	2.2	2.2	2.1	2.1	2.2	2.3	2.3
Avg. Stride Length [m]	5.2	7.5	7.5	7.6	7.3	7.5	7.4	7.6	7.4



- [] Ranking at each section and finish
- .-.- No data available at this section
- NA No data available



Horse/Jockey Name	Tokyo Blossom
Final Rank	3
Fastest Section Time (Section)	0:08.57 (Overall)
Top Speed [km/h] (Section)	62.3 (600m)
Race State	Finished



Ipswich QLD Professional

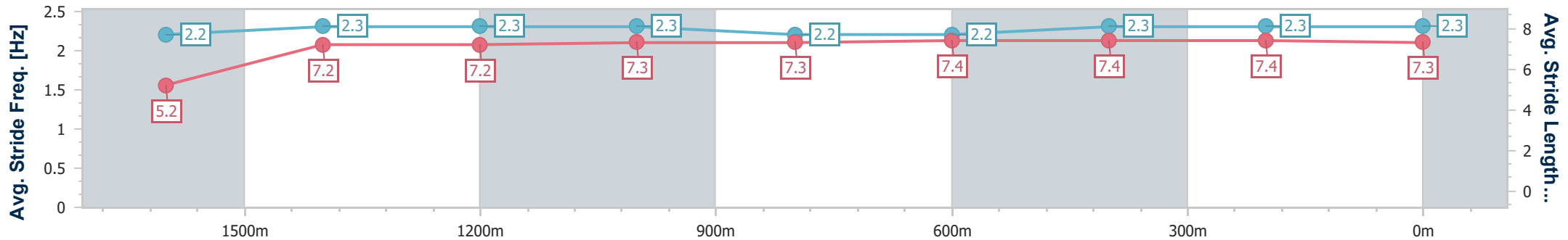
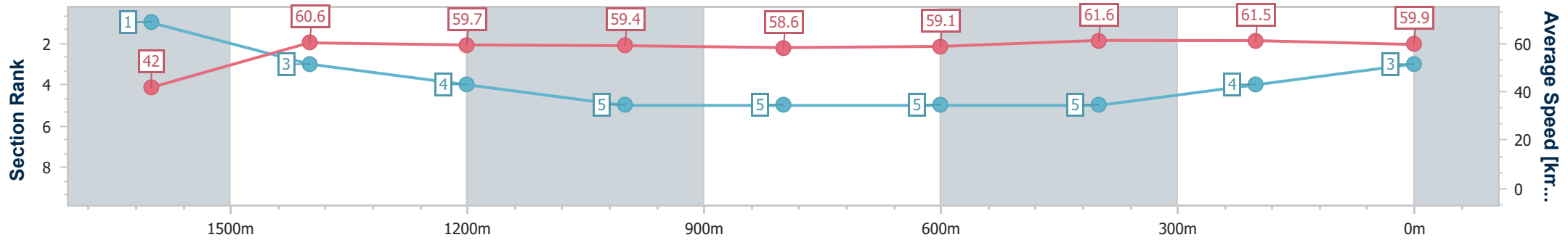
Race 2: TAB QTIS Three-Years-Old BM62 Handicap - 1700m

10 March 2023 - 12:24



Track Rating: Good 4, Weather: Overcast, Rail Position: +8m Entire

Section	Overall	1600m	1400m	1200m	1000m	800m	600m	400m	200m
Section Times	1:44.50 [3] (0:08.57)	1:35.93 [1] (0:11.89)	1:24.04 [3] (0:12.03)	1:12.01 [4] (0:12.03)	0:59.98 [5] (0:12.18)	0:47.80 [5] (0:12.13)	0:35.67 [5] (0:11.77)	0:23.90 [5] (0:11.89)	0:12.01 [4] (0:12.01)
Average Speed [km/h]	42.0	60.6	59.7	59.4	58.6	59.1	61.6	61.5	59.9
Top Speed [km/h]	61.3	61.6	62.1	60.0	59.8	61.0	62.3	62.0	61.8
Avg. Dist. to Rail [m]	7.6	1.7	0.9	2.2	3.3	1.5	1.8	4.3	7.3
Avg. Stride Freq. [Hz]	2.2	2.3	2.3	2.3	2.2	2.2	2.3	2.3	2.3
Avg. Stride Length [m]	5.2	7.2	7.2	7.3	7.3	7.4	7.4	7.4	7.3



- [] Ranking at each section and finish
- .-.- No data available at this section
- NA No data available



Horse/Jockey Name	Havanoothergo
Final Rank	4
Fastest Section Time (Section)	0:08.63 (Overall)
Top Speed [km/h] (Section)	63.1 (1600m)
Race State	Finished



Ipswich QLD Professional

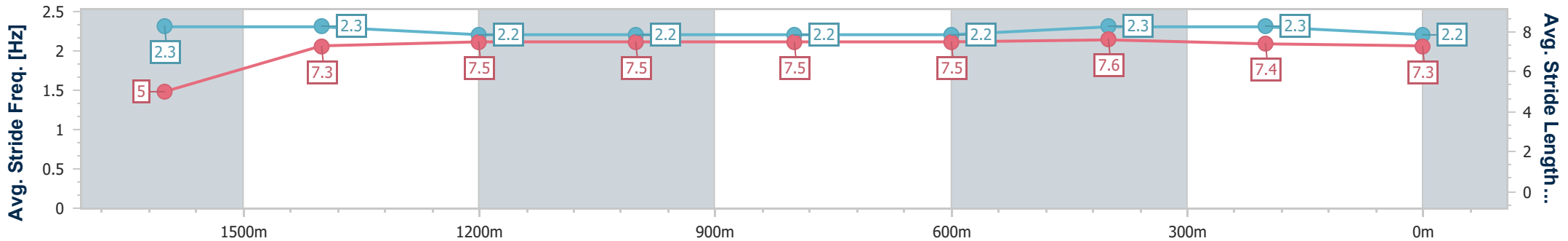
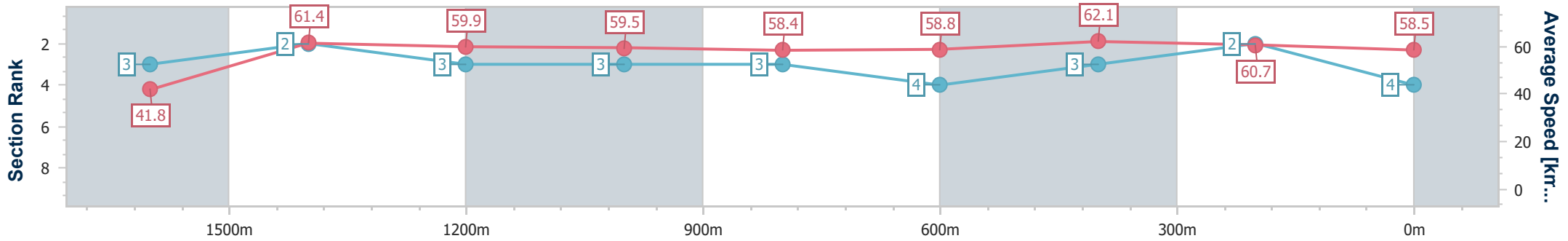
Race 2: TAB QTIS Three-Years-Old BM62 Handicap - 1700m

10 March 2023 - 12:24



Track Rating: Good 4, Weather: Overcast, Rail Position: +8m Entire

Section	Overall	1600m	1400m	1200m	1000m	800m	600m	400m	200m
Section Times	1:44.62 [4] (0:08.63)	1:35.99 [3] (0:11.73)	1:24.26 [2] (0:11.94)	1:12.32 [3] (0:11.95)	1:00.37 [3] (0:12.21)	0:48.16 [3] (0:12.15)	0:36.01 [4] (0:11.66)	0:24.35 [3] (0:12.01)	0:12.34 [2] (0:12.34)
Average Speed [km/h]	41.8	61.4	59.9	59.5	58.4	58.8	62.1	60.7	58.5
Top Speed [km/h]	63.0	63.1	60.5	60.3	60.1	60.7	62.6	62.6	60.7
Avg. Dist. to Rail [m]	7.1	1.4	1.7	3.4	3.9	2.1	1.1	4.1	4.1
Avg. Stride Freq. [Hz]	2.3	2.3	2.2	2.2	2.2	2.2	2.3	2.3	2.2
Avg. Stride Length [m]	5.0	7.3	7.5	7.5	7.5	7.5	7.6	7.4	7.3



- [] Ranking at each section and finish
- .-.- No data available at this section
- NA No data available



Horse/Jockey Name	Mishani Spartan
Final Rank	5
Fastest Section Time (Section)	0:09.29 (Overall)
Top Speed [km/h] (Section)	64.2 (400m)
Race State	Finished



Ipswich QLD Professional

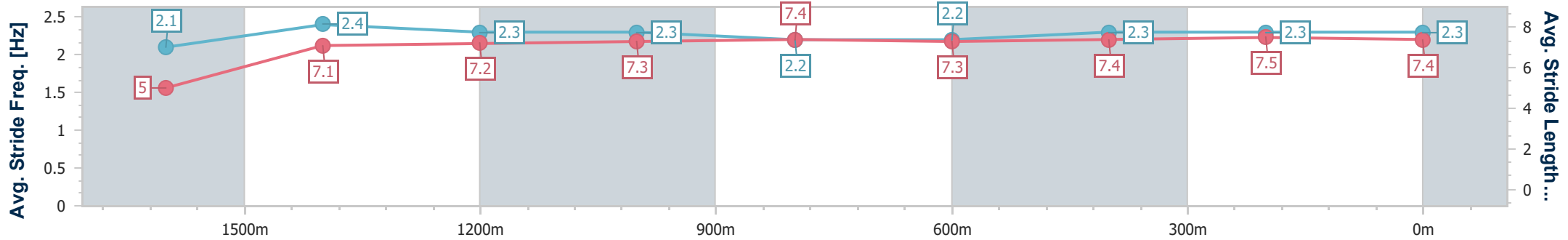
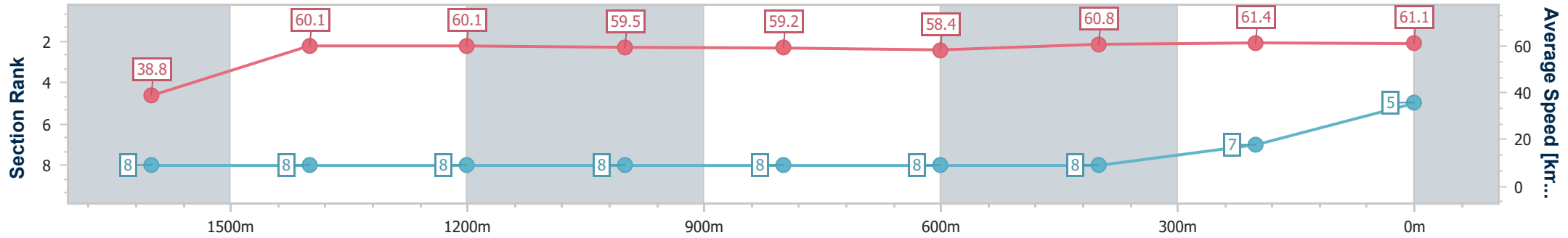
Race 2: TAB QTIS Three-Years-Old BM62 Handicap - 1700m

10 March 2023 - 12:24



Track Rating: Good 4, Weather: Overcast, Rail Position: +8m Entire

Section	Overall	1600m	1400m	1200m	1000m	800m	600m	400m	200m
Section Times	1:44.78 [5] (0:09.29)	1:35.49 [8] (0:11.98)	1:23.51 [8] (0:11.87)	1:11.64 [8] (0:11.91)	0:59.73 [8] (0:12.05)	0:47.68 [8] (0:12.22)	0:35.46 [8] (0:11.87)	0:23.59 [8] (0:11.80)	0:11.79 [7] (0:11.79)
Average Speed [km/h]	38.8	60.1	60.1	59.5	59.2	58.4	60.8	61.4	61.1
Top Speed [km/h]	58.5	60.8	60.7	60.7	60.1	61.2	62.7	64.2	64.1
Avg. Dist. to Rail [m]	3.1	1.3	2.4	3.5	3.6	2.4	0.4	3.3	8.3
Avg. Stride Freq. [Hz]	2.1	2.4	2.3	2.3	2.2	2.2	2.3	2.3	2.3
Avg. Stride Length [m]	5.0	7.1	7.2	7.3	7.4	7.3	7.4	7.5	7.4



- [] Ranking at each section and finish
- .-.- No data available at this section
- NA No data available



Horse/Jockey Name	Joybells
Final Rank	6
Fastest Section Time (Section)	0:08.70 (Overall)
Top Speed [km/h] (Section)	62.6 (1600m)
Race State	Finished



Ipswich QLD Professional

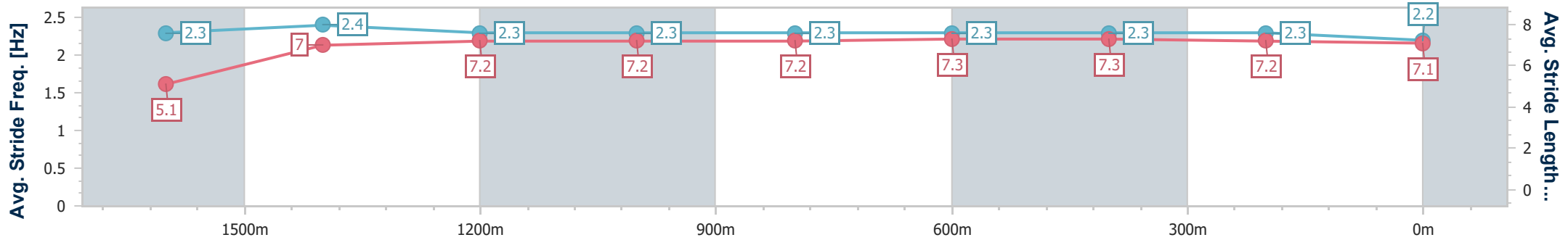
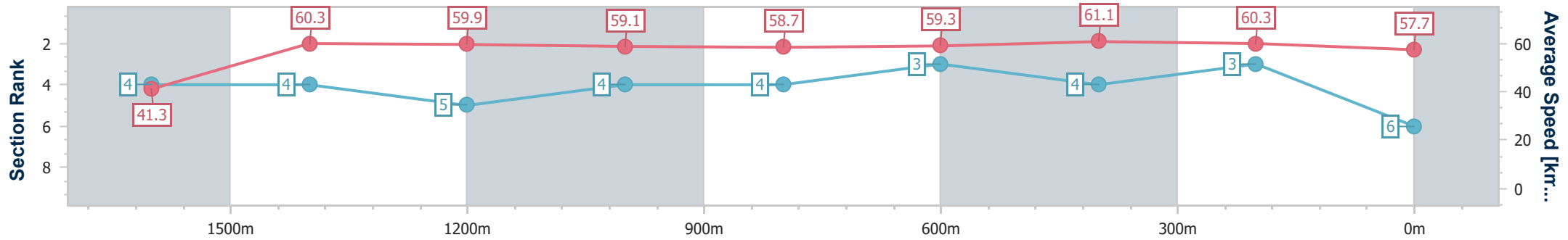
Race 2: TAB QTIS Three-Years-Old BM62 Handicap - 1700m

10 March 2023 - 12:24



Track Rating: Good 4, Weather: Overcast, Rail Position: +8m Entire

Section	Overall	1600m	1400m	1200m	1000m	800m	600m	400m	200m
Section Times	1:44.86 [6] (0:08.70)	1:36.16 [4] (0:11.94)	1:24.22 [4] (0:11.88)	1:12.34 [5] (0:11.96)	1:00.38 [4] (0:12.10)	0:48.28 [4] (0:12.00)	0:36.28 [3] (0:11.78)	0:24.50 [4] (0:12.02)	0:12.48 [3] (0:12.48)
Average Speed [km/h]	41.3	60.3	59.9	59.1	58.7	59.3	61.1	60.3	57.7
Top Speed [km/h]	59.6	62.6	61.9	59.8	60.5	60.0	62.1	60.9	59.8
Avg. Dist. to Rail [m]	5.1	1.2	2.8	4.6	5.6	3.0	0.7	1.9	2.9
Avg. Stride Freq. [Hz]	2.3	2.4	2.3	2.3	2.3	2.3	2.3	2.3	2.2
Avg. Stride Length [m]	5.1	7.0	7.2	7.2	7.2	7.3	7.3	7.2	7.1



- [] Ranking at each section and finish
- .-.- No data available at this section
- NA No data available



Horse/Jockey Name	Mishani Choice
Final Rank	7
Fastest Section Time (Section)	0:08.88 (Overall)
Top Speed [km/h] (Section)	63.2 (1400m)
Race State	Finished



Ipswich QLD Professional

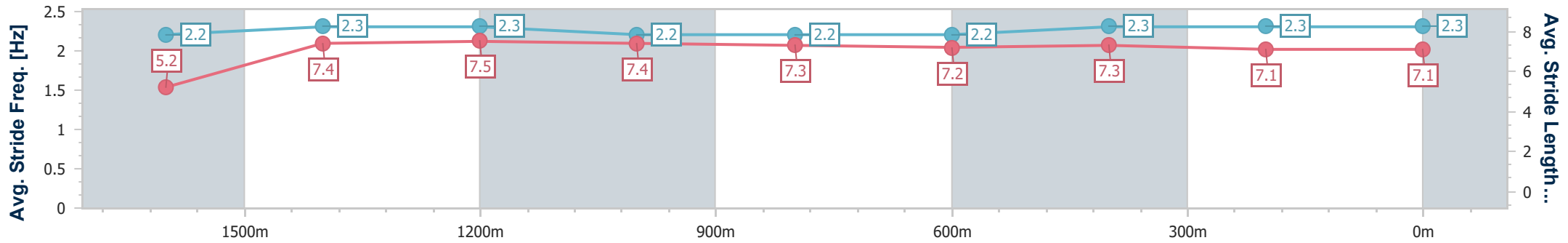
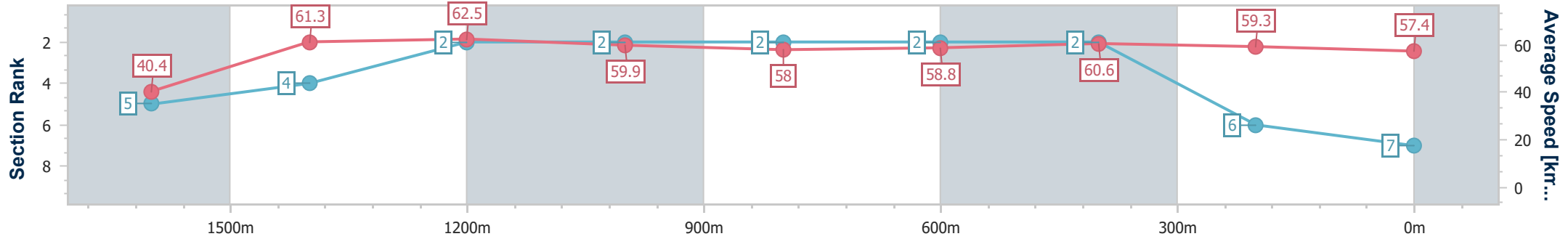
Race 2: TAB QTIS Three-Years-Old BM62 Handicap - 1700m

10 March 2023 - 12:24



Track Rating: Good 4, Weather: Overcast, Rail Position: +8m Entire

Section	Overall	1600m	1400m	1200m	1000m	800m	600m	400m	200m
Section Times	1:45.12 [7] (0:08.88)	1:36.24 [5] (0:11.77)	1:24.47 [4] (0:11.51)	1:12.96 [2] (0:11.82)	1:01.14 [2] (0:12.27)	0:48.87 [2] (0:12.15)	0:36.72 [2] (0:11.90)	0:24.82 [2] (0:12.25)	0:12.57 [6] (0:12.57)
Average Speed [km/h]	40.4	61.3	62.5	59.9	58.0	58.8	60.6	59.3	57.4
Top Speed [km/h]	58.7	63.1	63.2	60.9	59.1	60.4	62.0	60.3	58.5
Avg. Dist. to Rail [m]	3.7	0.9	0.7	4.2	4.8	2.4	1.0	3.3	4.3
Avg. Stride Freq. [Hz]	2.2	2.3	2.3	2.2	2.2	2.2	2.3	2.3	2.3
Avg. Stride Length [m]	5.2	7.4	7.5	7.4	7.3	7.2	7.3	7.1	7.1



- [] Ranking at each section and finish
- .-.- No data available at this section
- NA No data available



Horse/Jockey Name	Wyatt River
Final Rank	8
Fastest Section Time (Section)	0:09.01 (Overall)
Top Speed [km/h] (Section)	62.6 (1600m)
Race State	Finished



Ipswich QLD Professional

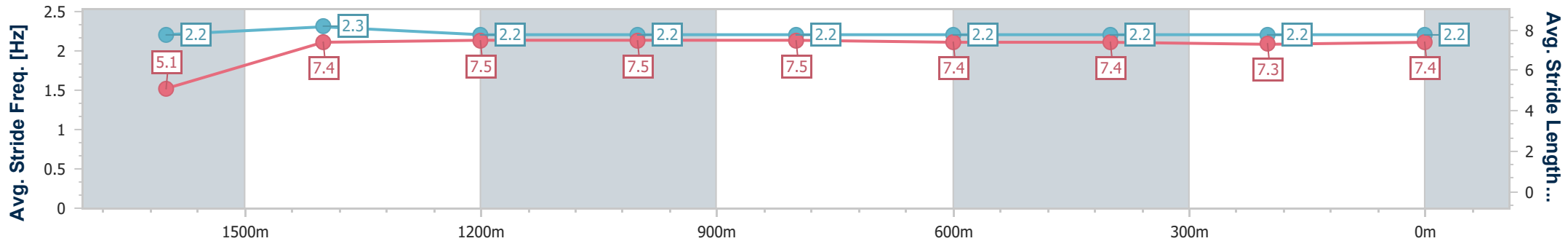
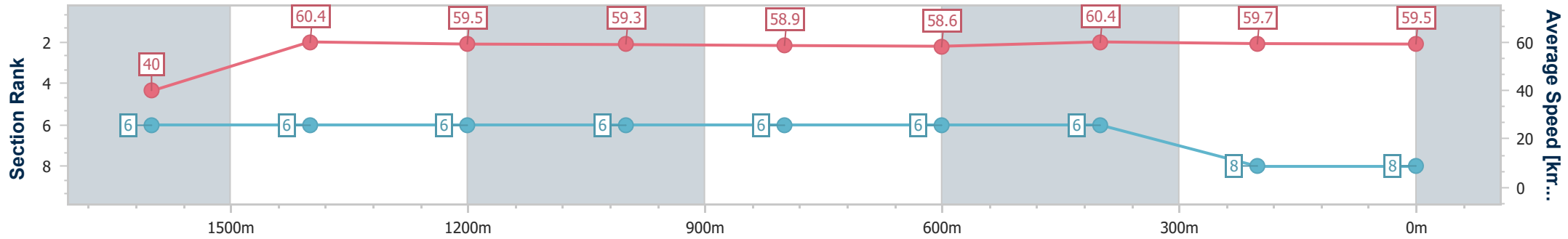
Race 2: TAB QTIS Three-Years-Old BM62 Handicap - 1700m

10 March 2023 - 12:24



Track Rating: Good 4, Weather: Overcast, Rail Position: +8m Entire

Section	Overall	1600m	1400m	1200m	1000m	800m	600m	400m	200m
Section Times	1:45.17 [8] (0:09.01)	1:36.16 [6] (0:11.92)	1:24.24 [6] (0:11.95)	1:12.29 [6] (0:11.89)	1:00.40 [6] (0:12.06)	0:48.34 [6] (0:12.11)	0:36.23 [6] (0:11.94)	0:24.29 [6] (0:12.19)	0:12.10 [8] (0:12.10)
Average Speed [km/h]	40.0	60.4	59.5	59.3	58.9	58.6	60.4	59.7	59.5
Top Speed [km/h]	59.2	62.6	60.2	60.2	60.4	60.8	61.2	60.4	61.0
Avg. Dist. to Rail [m]	2.6	1.1	2.9	5.3	5.8	3.4	0.8	3.1	2.5
Avg. Stride Freq. [Hz]	2.2	2.3	2.2	2.2	2.2	2.2	2.2	2.2	2.2
Avg. Stride Length [m]	5.1	7.4	7.5	7.5	7.5	7.4	7.4	7.3	7.4



- [] Ranking at each section and finish
- .-.- No data available at this section
- NA No data available