



# Doomben QLD Professional

## Race 8: XXXX Dry Colts, Geldings and Entires BM65 Handicap - 1350m

08 March 2023 - 17:44



BRISBANE  
RACING CLUB

Track Rating: Good 4, Weather: Overcast, Rail Position: +9.5m Entire Course

Section												Last 600m				
Field Times		Overall	1200m	1000m	800m	600m	400m						0:35.37			
		1:19.51 (0:10.80)	1:08.71 (0:10.45)	0:58.26 (0:11.01)	0:47.25 (0:11.88)	0:35.37 (0:12.14)	0:23.23 (0:11.45)									
Rank	TAB	Horse/Jockey	Barrier	Top Speed [km/h]	Fastest Section											Distance Travelled [m]
1	12	SHA OF GOMER James Orman	1	66.8 1200m	0:10.98 1200m	1:19.51 [1] (0:11.07)	1:08.44 [5] (0:10.98)	0:57.46 [5] (0:11.23)	0:46.23 [5] (0:11.64)	0:34.59 [6] (0:11.71)	0:22.88 [5] (0:11.29)	0:34.59				
2	4	STARZAM Jim Byrne	9	68.0 1200m	0:10.86 400m	1:19.58 [2] (0:11.46)	1:08.12 [10] (0:11.19)	0:56.93 [9] (0:11.21)	0:45.72 [9] (0:11.57)	0:34.15 [9] (0:11.69)	0:22.46 [10] (0:10.86)	0:34.15	+9			
3	9	GREEK STAR Taylor Marshall	11	68.2 1000m	0:10.79 1200m	1:19.58 [3] (0:10.82)	1:08.76 [2] (0:10.79)	0:57.97 [2] (0:11.18)	0:46.79 [2] (0:11.76)	0:35.03 [2] (0:11.78)	0:23.25 [2] (0:11.40)	0:35.03	+6			
4	5	ALVIN THE BOLD Justin Huxtable	3	66.2 1000m	0:11.10 400m	1:19.68 [4] (0:11.25)	1:08.43 [7] (0:11.14)	0:57.29 [8] (0:11.16)	0:46.13 [8] (0:11.56)	0:34.57 [8] (0:11.69)	0:22.88 [7] (0:11.10)	0:34.57	+6			
5	8	NIGHT GUY Adin Thompson	8	67.0 1000m	0:11.06 Overall	1:19.69 [5] (0:11.06)	1:08.63 [6] (0:11.15)	0:57.48 [6] (0:11.13)	0:46.35 [6] (0:11.51)	0:34.84 [5] (0:11.63)	0:23.21 [3] (0:11.29)	0:34.84	+6			
6	6	DIVINE COURAGE Noel Callow	2	67.8 1200m	0:10.83 1200m	1:19.77 [6] (0:11.45)	1:08.32 [9] (0:10.83)	0:57.49 [7] (0:11.19)	0:46.30 [7] (0:11.62)	0:34.68 [7] (0:11.78)	0:22.90 [8] (0:11.30)	0:34.68	+6			
7	1	BROCKY Yvette Lewis	7	66.7 1200m	0:10.81 Overall	1:19.88 [7] (0:10.81)	1:09.07 [3] (0:10.93)	0:58.14 [3] (0:11.30)	0:46.84 [4] (0:11.63)	0:35.21 [4] (0:11.87)	0:23.34 [6] (0:11.31)	0:35.21	+3			
8	3	DELUXE LEGEND Angela Jones	4	67.5 1200m	0:10.81 1200m	1:20.47 [8] (0:10.98)	1:09.49 [4] (0:10.81)	0:58.68 [4] (0:11.22)	0:47.46 [3] (0:11.67)	0:35.79 [3] (0:11.91)	0:23.88 [4] (0:11.63)	0:35.79	+6			
9	2	FASANO Cejay Graham	5	65.1 1000m	0:11.28 1000m	1:20.48 [9] (0:11.44)	1:09.04 [8] (0:11.29)	0:57.75 [10] (0:11.28)	0:46.47 [10] (0:11.52)	0:34.95 [10] (0:11.66)	0:23.29 [9] (0:11.31)	0:34.95	+2			
10	14	MAXIE TAP Samantha Collett	12	71.0 1200m	0:10.45 1200m	1:20.71 [10] (0:10.80)	1:09.91 [1] (0:10.45)	0:59.46 [1] (0:11.01)	0:48.45 [1] (0:11.88)	0:36.57 [1] (0:12.14)	0:24.43 [1] (0:11.69)	0:36.57	+11			

Scratched: Bandit (#15), The Lions' Gate (#13), Mandalong Nero (#7), Vyner (#10), Aban (#11)

[ ] Ranking at each section and finish  
-:--:-- No data available at this section  
NA No data available

SCN Saddle cloth number  
DNF Did not finish  
DNT Did not track



# Doomben QLD Professional

## Race 8: XXXX Dry Colts, Geldings and Entires BM65 Handicap - 1350m

08 March 2023 - 17:44



BRISBANE  
RACING CLUB

Track Rating: Good 4, Weather: Overcast, Rail Position: +9.5m Entire Course

Section				200m				Last 600m	
Field Times				0:11.78 (0:11.78)				0:35.37	
Rank	TAB	Horse/Jockey	Barrier	Top Speed [km/h]	Fastest Section	Margin			Distance Travelled [m]
1	12	<b>SHA OF GOMER</b> James Orman	1	66.8 1200m	0:10.98 1200m	0:11.59 [3] (0:11.59)	1:19.51		0:34.59
2	4	<b>STARZAM</b> Jim Byrne	9	68.0 1200m	0:10.86 400m	0:11.60 [7] (0:11.60)	0.44L		0:34.15 +9
3	9	<b>GREEK STAR</b> Taylor Marshall	11	68.2 1000m	0:10.79 1200m	0:11.85 [1] (0:11.85)	0.45L		0:35.03 +6
4	5	<b>ALVIN THE BOLD</b> Justin Huxtable	3	66.2 1000m	0:11.10 400m	0:11.78 [3] (0:11.78)	1.04L		0:34.57 +6
5	8	<b>NIGHT GUY</b> Adin Thompson	8	67.0 1000m	0:11.06 Overall	0:11.92 [2] (0:11.92)	1.07L		0:34.84 +6
6	6	<b>DIVINE COURAGE</b> Noel Callow	2	67.8 1200m	0:10.83 1200m	0:11.60 [8] (0:11.60)	1.53L		0:34.68 +6
7	1	<b>BROCKY</b> Yvette Lewis	7	66.7 1200m	0:10.81 Overall	0:12.03 [6] (0:12.03)	2.17L		0:35.21 +3
8	3	<b>DELUXE LEGEND</b> Angela Jones	4	67.5 1200m	0:10.81 1200m	0:12.25 [9] (0:12.25)	5.69L		0:35.79 +6
9	2	<b>FASANO</b> Cejay Graham	5	65.1 1000m	0:11.28 1000m	0:11.98 [10] (0:11.98)	5.74L		0:34.95 +2
10	14	<b>MAXIE TAP</b> Samantha Collett	12	71.0 1200m	0:10.45 1200m	0:12.74 [5] (0:12.74)	7.09L		0:36.57 +11

Scratched: Bandit (#15), The Lions' Gate (#13), Mandalong Nero (#7), Vyner (#10), Aban (#11)

Report Created: Wed 8 March 2023 18:05 GMT+10 (Note: Timing is based on position data)

Page 2/12

[ ] Ranking at each section and finish  
 -:-:- No data available at this section  
 NA No data available

SCN Saddle cloth number  
 DNF Did not finish  
 DNT Did not track

data processed by  **TRIPLES DATA**



Horse/Jockey Name	Sha Of Gomer
Final Rank	1
Fastest Section Time (Section)	0:10.98 (1200m)
Top Speed [km/h] (Section)	66.8 (1200m)
Race State	Finished



**Doomben QLD Professional**  
**Race 8: XXXX Dry Colts, Geldings and Entires BM65 Handicap**  
 - 1350m

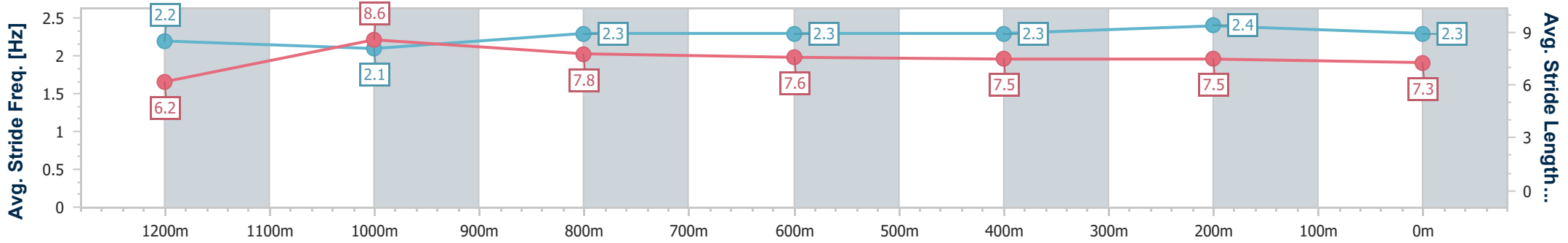
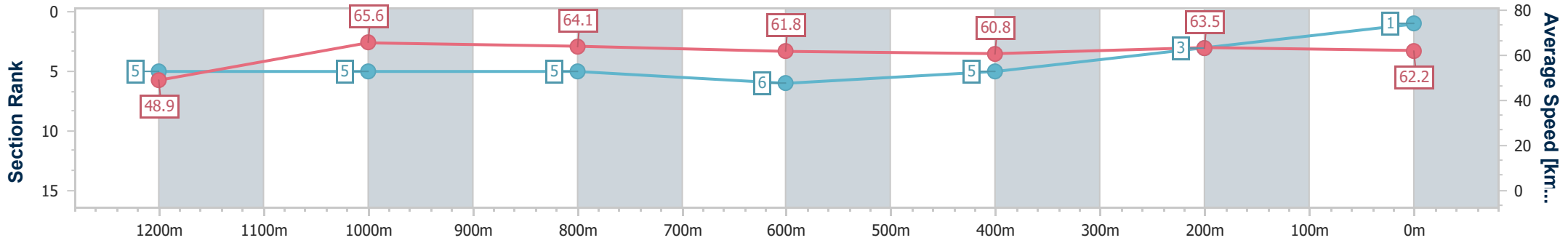


08 March 2023 - 17:44

Track Rating: Good 4, Weather: Overcast, Rail Position: +9.5m  
 Entire Course

BRISBANE  
 RACING CLUB

Section	Overall	1200m	1000m	800m	600m	400m	200m							
Section Times	1:19.51 [1] (0:11.07)	1:08.44 [5] (0:10.98)	0:57.46 [5] (0:11.23)	0:46.23 [5] (0:11.64)	0:34.59 [6] (0:11.71)	0:22.88 [5] (0:11.29)	0:11.59 [3] (0:11.59)							
Average Speed [km/h]	48.9	65.6	64.1	61.8	60.8	63.5	62.2							
Top Speed [km/h]	66.7	66.8	65.7	62.6	62.1	66.2	64.8							
Avg. Dist. to Rail [m]	0.5	0.3	0.2	0.6	1.8	1.0	0.7							
Avg. Stride Freq. [Hz]	2.2	2.1	2.3	2.3	2.3	2.4	2.3							
Avg. Stride Length [m]	6.2	8.6	7.8	7.6	7.5	7.5	7.3							



- [ ] Ranking at each section and finish
- .-.- No data available at this section
- NA No data available



Horse/Jockey Name	Starzam
Final Rank	2
Fastest Section Time (Section)	0:10.86 (400m)
Top Speed [km/h] (Section)	68.0 (1200m)
Race State	Finished



**Doomben QLD Professional**  
**Race 8: XXXX Dry Colts, Geldings and Entires BM65 Handicap**  
 - 1350m

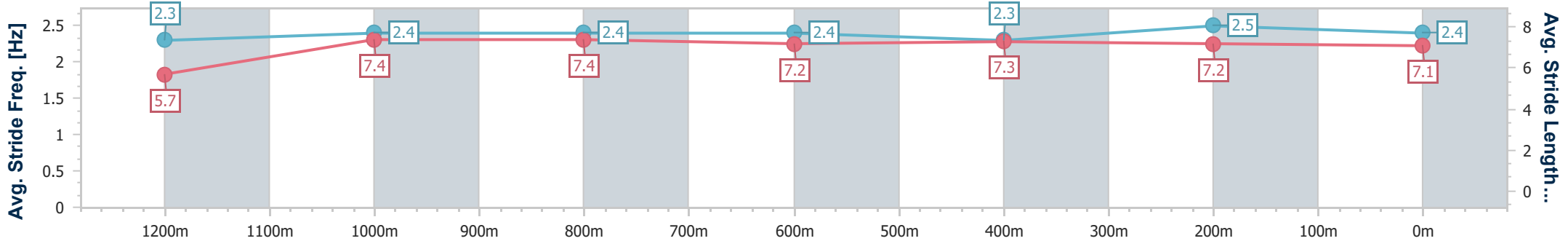
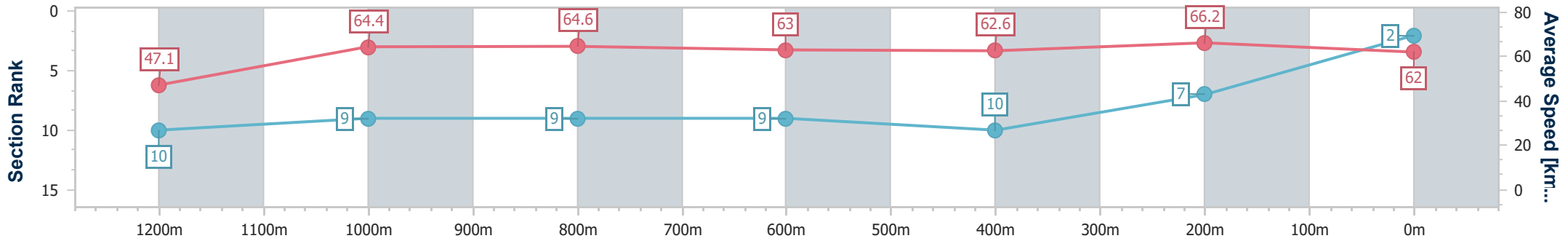


08 March 2023 - 17:44

Track Rating: Good 4, Weather: Overcast, Rail Position: +9.5m  
 Entire Course

BRISBANE  
 RACING CLUB

Section	Overall	1200m	1000m	800m	600m	400m	200m
Section Times	1:19.58 [2] (0:11.46)	1:08.12 [10] (0:11.19)	0:56.93 [9] (0:11.21)	0:45.72 [9] (0:11.57)	0:34.15 [9] (0:11.69)	0:22.46 [10] (0:10.86)	0:11.60 [7] (0:11.60)
Average Speed [km/h]	47.1	64.4	64.6	63.0	62.6	66.2	62.0
Top Speed [km/h]	66.2	68.0	65.0	63.9	66.3	67.5	65.4
Avg. Dist. to Rail [m]	4.7	1.0	0.9	2.7	2.8	2.5	3.5
Avg. Stride Freq. [Hz]	2.3	2.4	2.4	2.4	2.3	2.5	2.4
Avg. Stride Length [m]	5.7	7.4	7.4	7.2	7.3	7.2	7.1



- [ ] Ranking at each section and finish
- .-.- No data available at this section
- NA No data available



Horse/Jockey Name	Greek Star
Final Rank	3
Fastest Section Time (Section)	0:10.79 (1200m)
Top Speed [km/h] (Section)	68.2 (1000m)
Race State	Finished



**Doomben QLD Professional**  
**Race 8: XXXX Dry Colts, Geldings and Entires BM65 Handicap**  
 - 1350m

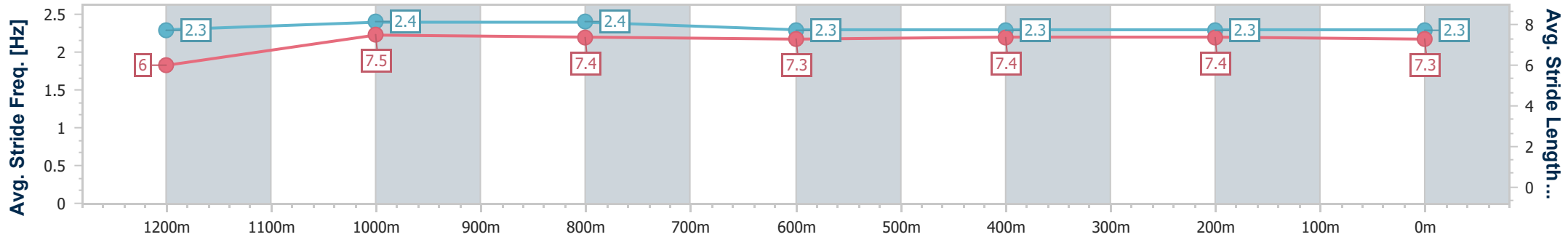
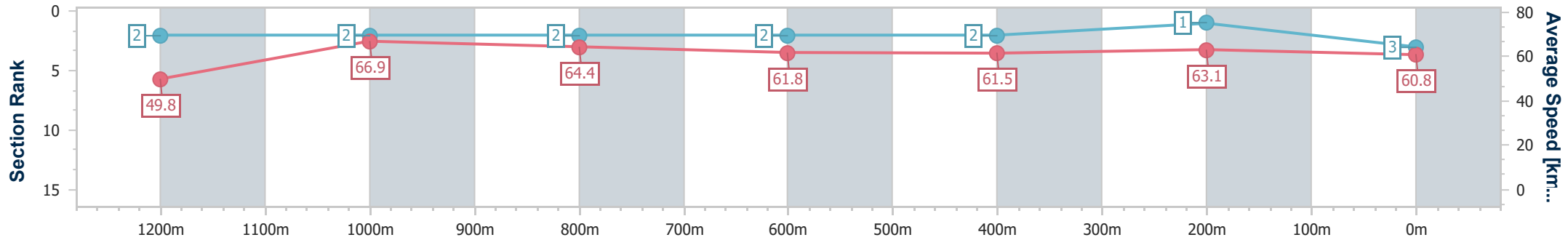


08 March 2023 - 17:44

Track Rating: Good 4, Weather: Overcast, Rail Position: +9.5m  
 Entire Course

BRISBANE  
 RACING CLUB

Section	Overall	1200m	1000m	800m	600m	400m	200m
Section Times	1:19.58 [3] (0:10.82)	1:08.76 [2] (0:10.79)	0:57.97 [2] (0:11.18)	0:46.79 [2] (0:11.76)	0:35.03 [2] (0:11.78)	0:23.25 [2] (0:11.40)	0:11.85 [1] (0:11.85)
Average Speed [km/h]	49.8	66.9	64.4	61.8	61.5	63.1	60.8
Top Speed [km/h]	66.8	68.1	68.2	63.4	62.7	63.8	63.1
Avg. Dist. to Rail [m]	6.1	1.4	0.9	1.6	1.5	0.7	0.3
Avg. Stride Freq. [Hz]	2.3	2.4	2.4	2.3	2.3	2.3	2.3
Avg. Stride Length [m]	6.0	7.5	7.4	7.3	7.4	7.4	7.3



- [ ] Ranking at each section and finish
- .-.- No data available at this section
- NA No data available



Horse/Jockey Name	Alvin The Bold
Final Rank	4
Fastest Section Time (Section)	0:11.10 (400m)
Top Speed [km/h] (Section)	66.2 (1000m)
Race State	Finished



**Doomben QLD Professional**  
**Race 8: XXXX Dry Colts, Geldings and Entires BM65 Handicap**  
 - 1350m

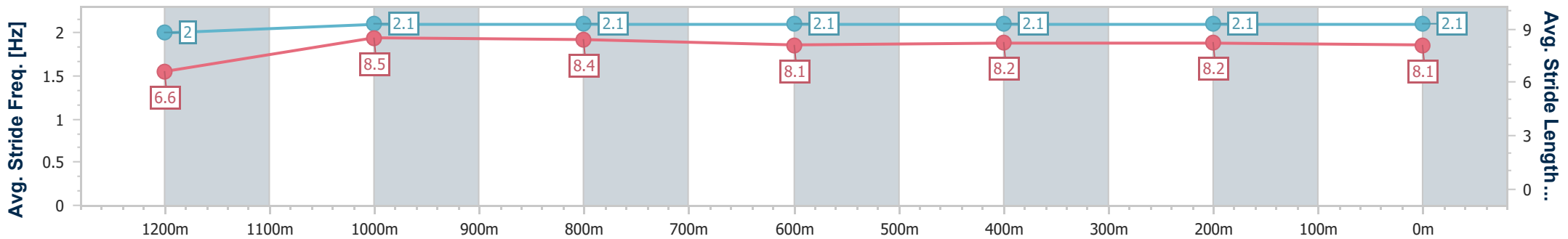
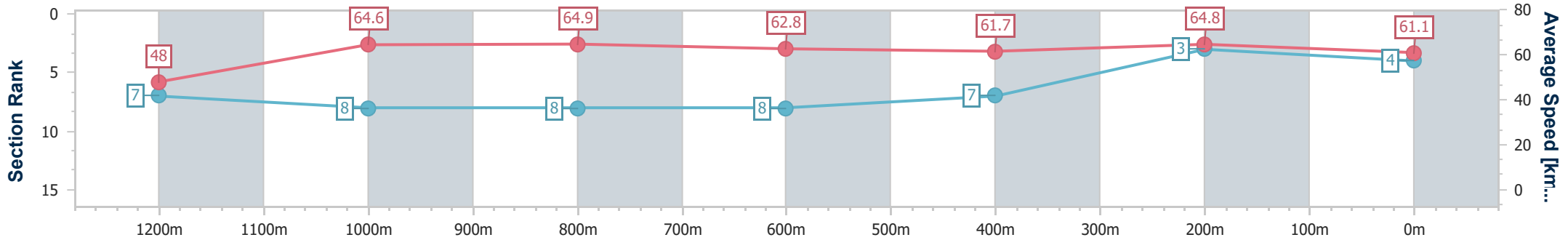


08 March 2023 - 17:44

Track Rating: Good 4, Weather: Overcast, Rail Position: +9.5m  
 Entire Course

BRISBANE  
 RACING CLUB

Section	Overall	1200m	1000m	800m	600m	400m	200m							
Section Times	1:19.68 [4] (0:11.25)	1:08.43 [7] (0:11.14)	0:57.29 [8] (0:11.16)	0:46.13 [8] (0:11.56)	0:34.57 [8] (0:11.69)	0:22.88 [7] (0:11.10)	0:11.78 [3] (0:11.78)							
Average Speed [km/h]	48.0	64.6	64.9	62.8	61.7	64.8	61.1							
Top Speed [km/h]	64.9	65.8	66.2	64.0	62.7	65.9	64.8							
Avg. Dist. to Rail [m]	1.7	1.3	1.5	1.6	0.7	1.1	1.8							
Avg. Stride Freq. [Hz]	2.0	2.1	2.1	2.1	2.1	2.1	2.1							
Avg. Stride Length [m]	6.6	8.5	8.4	8.1	8.2	8.2	8.1							



- [ ] Ranking at each section and finish
- .-.- No data available at this section
- NA No data available



Horse/Jockey Name	Night Guy
Final Rank	5
Fastest Section Time (Section)	0:11.06 (Overall)
Top Speed [km/h] (Section)	67.0 (1000m)
Race State	Finished



**Doomben QLD Professional**  
**Race 8: XXXX Dry Colts, Geldings and Entires BM65 Handicap**  
 - 1350m

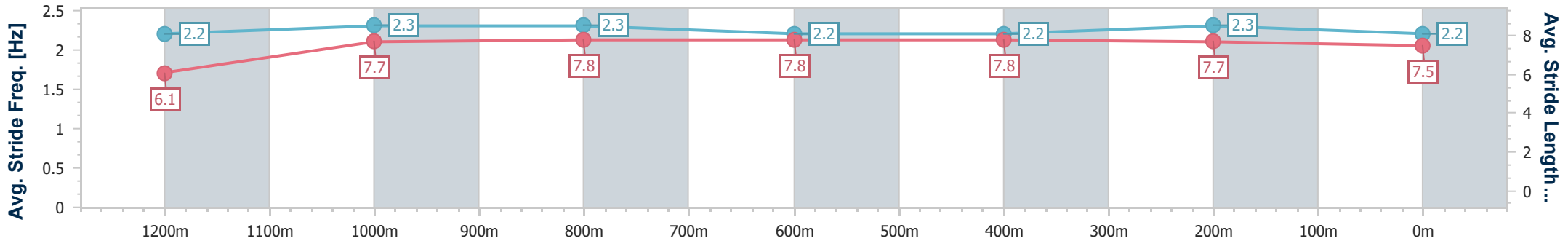
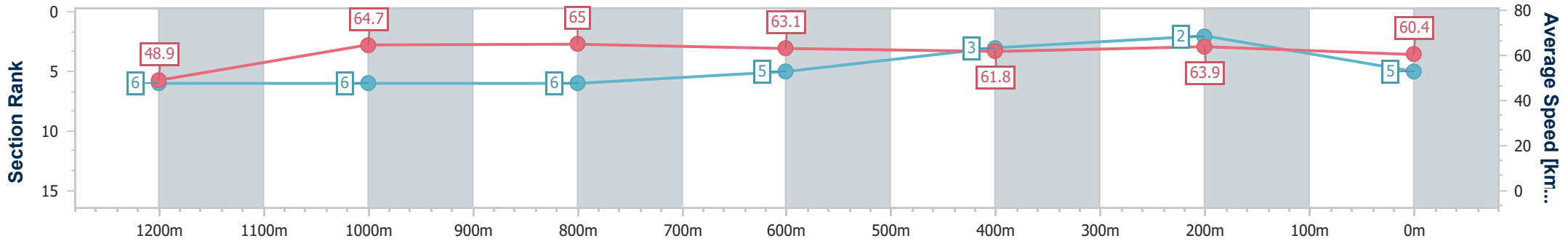


08 March 2023 - 17:44

Track Rating: Good 4, Weather: Overcast, Rail Position: +9.5m  
 Entire Course

BRISBANE  
 RACING CLUB

Section	Overall	1200m	1000m	800m	600m	400m	200m
Section Times	1:19.69 [5] (0:11.06)	1:08.63 [6] (0:11.15)	0:57.48 [6] (0:11.13)	0:46.35 [6] (0:11.51)	0:34.84 [5] (0:11.63)	0:23.21 [3] (0:11.29)	0:11.92 [2] (0:11.92)
Average Speed [km/h]	48.9	64.7	65.0	63.1	61.8	63.9	60.4
Top Speed [km/h]	64.4	65.3	67.0	64.0	62.7	64.8	64.0
Avg. Dist. to Rail [m]	5.1	1.0	1.4	1.4	0.2	1.2	1.4
Avg. Stride Freq. [Hz]	2.2	2.3	2.3	2.2	2.2	2.3	2.2
Avg. Stride Length [m]	6.1	7.7	7.8	7.8	7.8	7.7	7.5



- [ ] Ranking at each section and finish
- .-.- No data available at this section
- NA No data available



Horse/Jockey Name	Divine Courage
Final Rank	6
Fastest Section Time (Section)	0:10.83 (1200m)
Top Speed [km/h] (Section)	67.8 (1200m)
Race State	Finished



**Doomben QLD Professional**  
**Race 8: XXXX Dry Colts, Geldings and Entires BM65 Handicap**  
 - 1350m

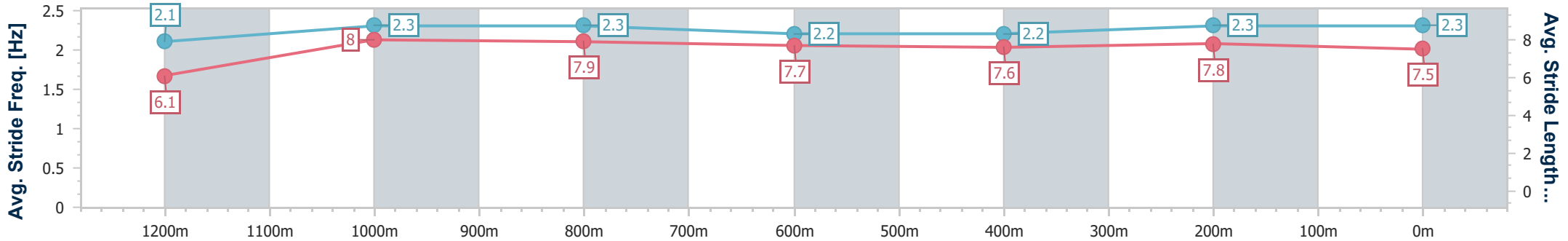
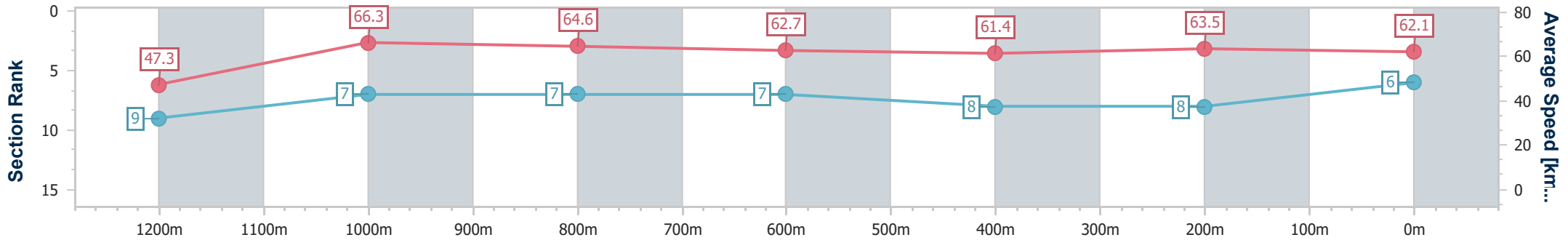


08 March 2023 - 17:44

Track Rating: Good 4, Weather: Overcast, Rail Position: +9.5m  
 Entire Course

BRISBANE  
 RACING CLUB

Section	Overall	1200m	1000m	800m	600m	400m	200m
Section Times	1:19.77 [6] (0:11.45)	1:08.32 [9] (0:10.83)	0:57.49 [7] (0:11.19)	0:46.30 [7] (0:11.62)	0:34.68 [7] (0:11.78)	0:22.90 [8] (0:11.30)	0:11.60 [8] (0:11.60)
Average Speed [km/h]	47.3	66.3	64.6	62.7	61.4	63.5	62.1
Top Speed [km/h]	64.0	67.8	66.6	63.2	62.6	65.1	64.2
Avg. Dist. to Rail [m]	0.8	0.6	1.6	1.9	1.5	1.1	1.0
Avg. Stride Freq. [Hz]	2.1	2.3	2.3	2.2	2.2	2.3	2.3
Avg. Stride Length [m]	6.1	8.0	7.9	7.7	7.6	7.8	7.5



- [ ] Ranking at each section and finish
- .-.- No data available at this section
- NA No data available





Horse/Jockey Name	Brocky
Final Rank	7
Fastest Section Time (Section)	0:10.81 (Overall)
Top Speed [km/h] (Section)	66.7 (1200m)
Race State	Finished



Doomben QLD Professional  
Race 8: XXXX Dry Colts, Geldings and Entires BM65 Handicap  
- 1350m

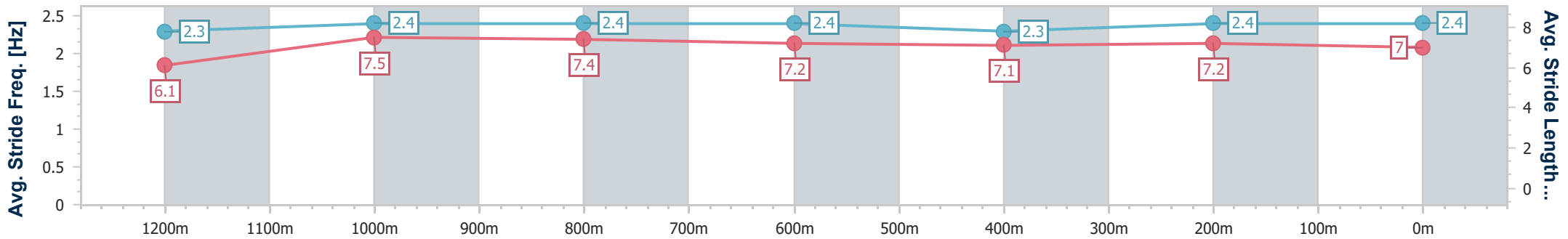
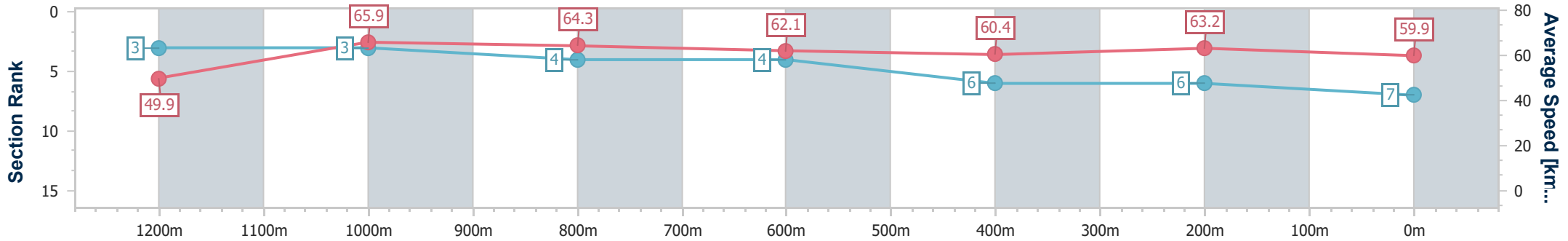


08 March 2023 - 17:44

Track Rating: Good 4, Weather: Overcast, Rail Position: +9.5m  
Entire Course

BRISBANE  
RACING CLUB

Section	Overall	1200m	1000m	800m	600m	400m	200m							
Section Times	1:19.88 [7] (0:10.81)	1:09.07 [3] (0:10.93)	0:58.14 [3] (0:11.30)	0:46.84 [4] (0:11.63)	0:35.21 [4] (0:11.87)	0:23.34 [6] (0:11.31)	0:12.03 [6] (0:12.03)							
Average Speed [km/h]	49.9	65.9	64.3	62.1	60.4	63.2	59.9							
Top Speed [km/h]	66.7	66.7	66.7	63.3	62.9	64.4	63.7							
Avg. Dist. to Rail [m]	4.2	2.9	2.4	0.5	1.2	2.4	1.0							
Avg. Stride Freq. [Hz]	2.3	2.4	2.4	2.4	2.3	2.4	2.4							
Avg. Stride Length [m]	6.1	7.5	7.4	7.2	7.1	7.2	7.0							



- [ ] Ranking at each section and finish
- .-.- No data available at this section
- NA No data available



Horse/Jockey Name	Deluxe Legend
Final Rank	8
Fastest Section Time (Section)	0:10.81 (1200m)
Top Speed [km/h] (Section)	67.5 (1200m)
Race State	Finished



**Doomben QLD Professional**  
**Race 8: XXXX Dry Colts, Geldings and Entires BM65 Handicap**  
 - 1350m

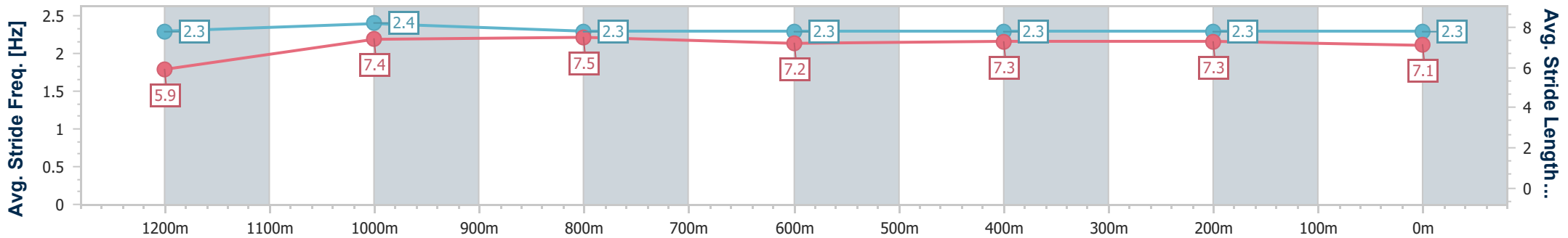
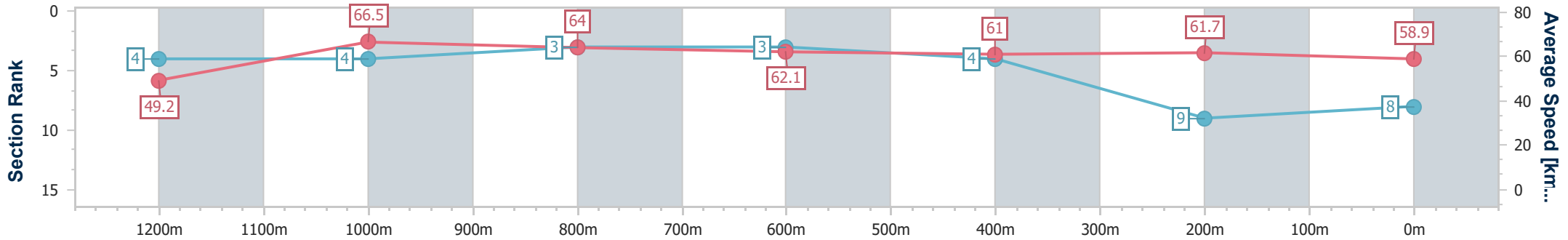


08 March 2023 - 17:44

Track Rating: Good 4, Weather: Overcast, Rail Position: +9.5m  
 Entire Course

BRISBANE  
 RACING CLUB

Section	Overall	1200m	1000m	800m	600m	400m	200m							
Section Times	1:20.47 [8] (0:10.98)	1:09.49 [4] (0:10.81)	0:58.68 [4] (0:11.22)	0:47.46 [3] (0:11.67)	0:35.79 [3] (0:11.91)	0:23.88 [4] (0:11.63)	0:12.25 [9] (0:12.25)							
Average Speed [km/h]	49.2	66.5	64.0	62.1	61.0	61.7	58.9							
Top Speed [km/h]	65.6	67.5	66.7	63.7	63.6	63.6	60.8							
Avg. Dist. to Rail [m]	2.9	0.3	0.5	1.7	1.6	0.8	2.3							
Avg. Stride Freq. [Hz]	2.3	2.4	2.3	2.3	2.3	2.3	2.3							
Avg. Stride Length [m]	5.9	7.4	7.5	7.2	7.3	7.3	7.1							



- [ ] Ranking at each section and finish
- .-.- No data available at this section
- NA No data available



Horse/Jockey Name	Fasano
Final Rank	9
Fastest Section Time (Section)	0:11.28 (1000m)
Top Speed [km/h] (Section)	65.1 (1000m)
Race State	Finished



**Doomben QLD Professional**  
**Race 8: XXXX Dry Colts, Geldings and Entires BM65 Handicap**  
 - 1350m

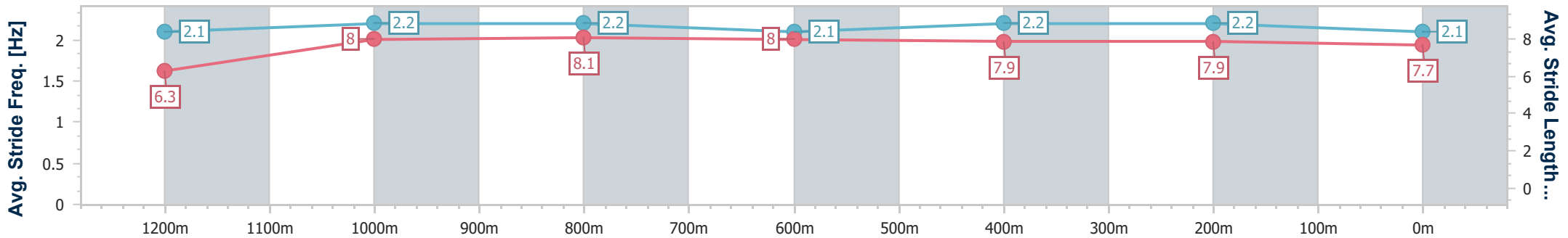
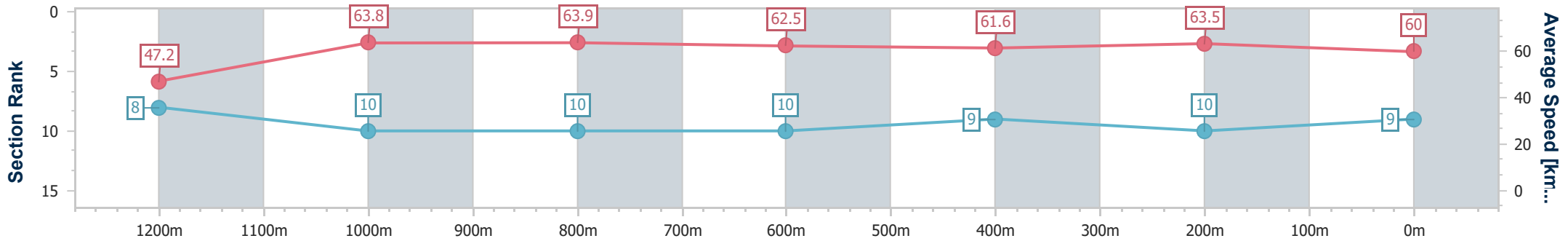


08 March 2023 - 17:44

Track Rating: Good 4, Weather: Overcast, Rail Position: +9.5m  
 Entire Course

BRISBANE  
 RACING CLUB

Section	Overall	1200m	1000m	800m	600m	400m	200m
Section Times	1:20.48 [9] (0:11.44)	1:09.04 [8] (0:11.29)	0:57.75 [10] (0:11.28)	0:46.47 [10] (0:11.52)	0:34.95 [10] (0:11.66)	0:23.29 [9] (0:11.31)	0:11.98 [10] (0:11.98)
Average Speed [km/h]	47.2	63.8	63.9	62.5	61.6	63.5	60.0
Top Speed [km/h]	64.1	64.4	65.1	63.5	62.3	65.1	64.1
Avg. Dist. to Rail [m]	3.6	0.8	0.5	0.3	0.5	1.8	3.8
Avg. Stride Freq. [Hz]	2.1	2.2	2.2	2.1	2.2	2.2	2.1
Avg. Stride Length [m]	6.3	8.0	8.1	8.0	7.9	7.9	7.7



- [ ] Ranking at each section and finish
- .-.- No data available at this section
- NA No data available



Horse/Jockey Name	Maxie Tap
Final Rank	10
Fastest Section Time (Section)	0:10.45 (1200m)
Top Speed [km/h] (Section)	71.0 (1200m)
Race State	Finished



**Doomben QLD Professional**  
**Race 8: XXXX Dry Colts, Geldings and Entires BM65 Handicap**  
 - 1350m

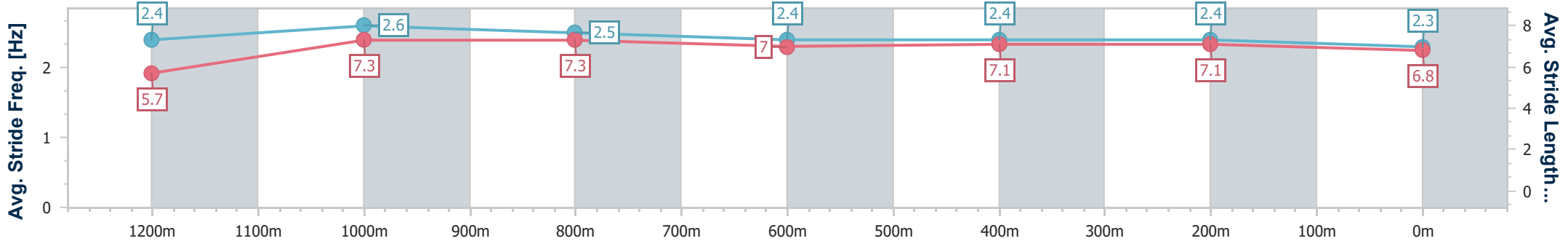
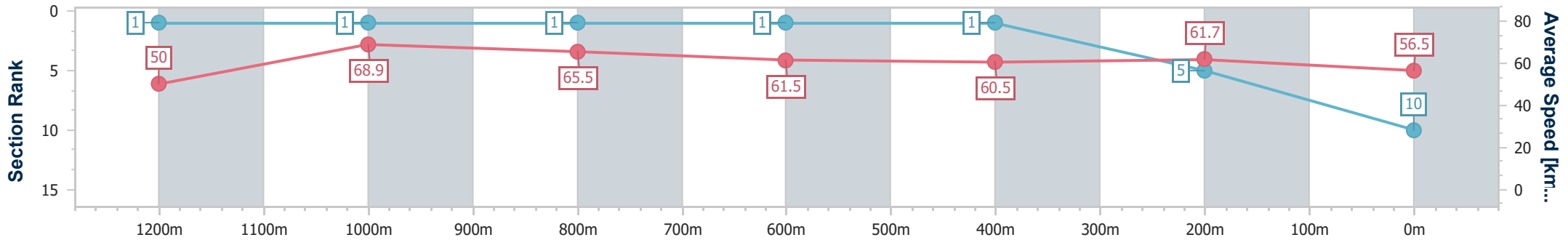


08 March 2023 - 17:44

Track Rating: Good 4, Weather: Overcast, Rail Position: +9.5m  
 Entire Course

BRISBANE  
 RACING CLUB

Section	Overall	1200m	1000m	800m	600m	400m	200m
Section Times	1:20.71 [10] (0:10.80)	1:09.91 [1] (0:10.45)	0:59.46 [1] (0:11.01)	0:48.45 [1] (0:11.88)	0:36.57 [1] (0:12.14)	0:24.43 [1] (0:11.69)	0:12.74 [5] (0:12.74)
Average Speed [km/h]	50.0	68.9	65.5	61.5	60.5	61.7	56.5
Top Speed [km/h]	69.3	71.0	67.4	63.1	62.2	63.0	59.9
Avg. Dist. to Rail [m]	7.5	1.5	0.6	3.8	3.5	1.0	0.3
Avg. Stride Freq. [Hz]	2.4	2.6	2.5	2.4	2.4	2.4	2.3
Avg. Stride Length [m]	5.7	7.3	7.3	7.0	7.1	7.1	6.8



- [ ] Ranking at each section and finish
- .-.- No data available at this section
- NA No data available