



# Doomben QLD Professional

## Race 4: SKY RACING QTIS Three-Years-Old Maiden Plate - 1200m

08 March 2023 - 15:24



BRISBANE  
RACING CLUB

Track Rating: Good 4, Weather: Overcast, Rail Position: +9.5m Entire Course

Section		Overall										Last 600m	
Field Times		1:10.28 (0:13.11)										0:35.08	
		1000m										200m	
		0:57.17 (0:10.57)										0:11.79 (0:11.79)	
		800m											
		0:46.60 (0:11.52)											
		600m											
		0:35.08 (0:11.75)											
		400m											
		0:23.33 (0:11.54)											
		200m											
		0:11.79 (0:11.79)											
Rank	TAB	Horse/Jockey	Barrier	Top Speed [km/h]	Fastest Section	Overall	1000m	800m	600m	400m	200m	Margin	Distance Travelled [m]
1	2	<b>BOOM SHOT</b> James Orman	12	69.3	0:10.72	1:10.28 [1] (0:13.98)	0:56.30 [12] (0:10.72)	0:45.58 [12] (0:11.42)	0:34.16 [10] (0:11.61)	0:22.55 [11] (0:11.22)	0:11.33 [8] (0:11.33)	1:10.28	0:34.16
2	8	<b>CICCONE</b> Ben Thompson	8	69.4	0:10.70	1:10.32 [2] (0:13.42)	0:56.90 [5] (0:10.70)	0:46.20 [4] (0:11.46)	0:34.74 [5] (0:11.73)	0:23.01 [6] (0:11.33)	0:11.68 [3] (0:11.68)	0.27L	0:34.74 -1
3	11	<b>RUM REVOLUTION</b> Stephanie Thornton	2	71.0	0:10.79	1:10.65 [3] (0:13.13)	0:57.52 [1] (0:10.79)	0:46.73 [3] (0:11.50)	0:35.23 [3] (0:11.83)	0:23.40 [4] (0:11.36)	0:12.04 [2] (0:12.04)	2.17L	0:35.23 +0
4	3	<b>DARK CHILL</b> Jim Byrne	3	69.1	0:10.90	1:10.65 [4] (0:13.29)	0:57.36 [4] (0:10.90)	0:46.46 [7] (0:11.50)	0:34.96 [7] (0:11.78)	0:23.18 [10] (0:11.40)	0:11.78 [9] (0:11.78)	2.21L	0:34.96 -4
5	15	<b>FIGHTING IDOL</b> Luke Tarrant	7	69.7	0:10.71	1:10.71 [5] (0:13.78)	0:56.93 [11] (0:10.71)	0:46.22 [11] (0:11.30)	0:34.92 [9] (0:11.62)	0:23.30 [9] (0:11.49)	0:11.81 [11] (0:11.81)	2.52L	0:34.92 -7
6	4	<b>NATIONAL INTEREST</b> Jag Guthmann-Chester	14	70.1	0:10.72	1:10.81 [6] (0:13.63)	0:57.18 [9] (0:10.72)	0:46.46 [9] (0:11.36)	0:35.10 [8] (0:11.63)	0:23.47 [7] (0:11.49)	0:11.98 [10] (0:11.98)	3.13L	0:35.10 -3
7	5	<b>SPIRIT OF HEATH</b> Brodie Loy	6	71.6	0:10.67	1:10.84 [7] (0:13.47)	0:57.37 [7] (0:10.67)	0:46.70 [6] (0:11.36)	0:35.34 [6] (0:11.65)	0:23.69 [5] (0:11.47)	0:12.22 [5] (0:12.22)	3.3L	0:35.34 -13
8	12	<b>SEPTARIA</b> Samantha Collett	9	70.2	0:10.73	1:10.88 [8] (0:13.75)	0:57.13 [10] (0:10.73)	0:46.40 [10] (0:11.69)	0:34.71 [12] (0:11.33)	0:23.38 [8] (0:11.29)	0:12.09 [6] (0:12.09)	3.54L	0:34.71 -9
9	13	<b>PROLIFIC MELODY</b> Elione Chaves	5	70.0	0:10.78	1:10.92 [9] (0:13.59)	0:57.33 [8] (0:10.78)	0:46.55 [8] (0:11.89)	0:34.66 [11] (0:11.62)	0:23.04 [12] (0:11.47)	0:11.57 [12] (0:11.57)	3.79L	0:34.66 +2
10	10	<b>POLARISING</b> Nikita Beriman	11	70.1	0:10.62	1:10.95 [10] (0:13.16)	0:57.79 [3] (0:10.62)	0:47.17 [2] (0:11.42)	0:35.75 [1] (0:11.75)	0:24.00 [1] (0:11.54)	0:12.46 [1] (0:12.46)	3.94L	0:35.75 -2

Scratched: Fossil Fuel (#16), Bauhinia Rock (#1), West Cork (#6), Another Dimension (#14)

Report Created: Wed 8 March 2023 15:46 GMT+10 (Note: Timing is based on position data)

Page 1/14

[ ] Ranking at each section and finish  
 -:-:- No data available at this section  
 NA No data available

SCN Saddle cloth number  
 DNF Did not finish  
 DNT Did not track

data processed by TRIPLESDATA



# Doomben QLD Professional

## Race 4: SKY RACING QTIS Three-Years-Old Maiden Plate - 1200m

08 March 2023 - 15:24



BRISBANE  
RACING CLUB

Track Rating: Good 4, Weather: Overcast, Rail Position: +9.5m Entire Course

Section	Overall	1000m	800m	600m	400m	200m	Last 600m						
Field Times	1:10.28 (0:13.11)	0:57.17 (0:10.57)	0:46.60 (0:11.52)	0:35.08 (0:11.75)	0:23.33 (0:11.54)	0:11.79 (0:11.79)	0:35.08						
Rank	TAB	Horse/Jockey	Barrier	Top Speed [km/h]	Fastest Section	Overall	1000m	800m	600m	400m	200m	Margin	Distance Travelled [m]
11	9	HELENE Kyle Wilson-Taylor	1	69.6 1000m	0:10.57 1000m	1:11.00 [11] (0:13.11)	0:57.89 [2] (0:10.57)	0:47.32 [1] (0:11.55)	0:35.77 [2] (0:11.86)	0:23.91 [3] (0:11.46)	0:12.45 [4] (0:12.45)	4.27L	0:35.77 -3
12	7	WHISKY TRAIN Justin Huxtable	13	69.6 1000m	0:10.74 1000m	1:11.64 [12] (0:13.41)	0:58.23 [6] (0:10.74)	0:47.49 [5] (0:11.30)	0:36.19 [4] (0:11.61)	0:24.58 [2] (0:11.72)	0:12.86 [7] (0:12.86)	8.01L	0:36.19 -1

Scratched: Fossil Fuel (#16), Bauhinia Rock (#1), West Cork (#6), Another Dimension (#14)



Horse/Jockey Name	Boom Shot
Final Rank	1
Fastest Section Time (Section)	0:10.72 (1000m)
Top Speed [km/h] (Section)	69.3 (1000m)
Race State	Finished

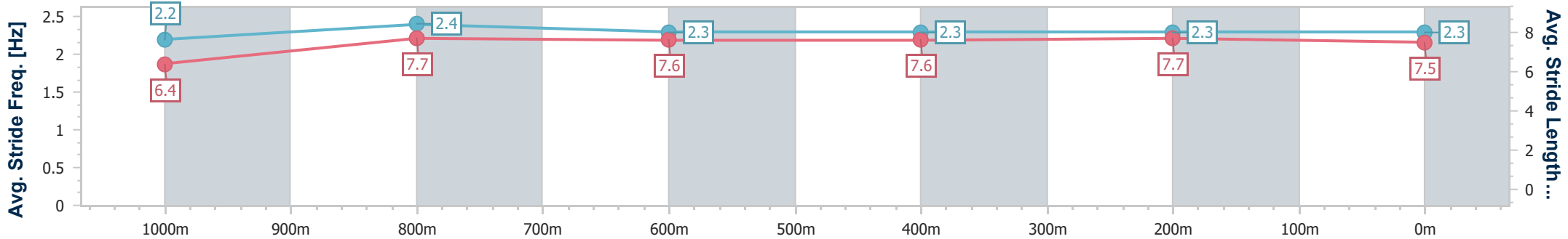
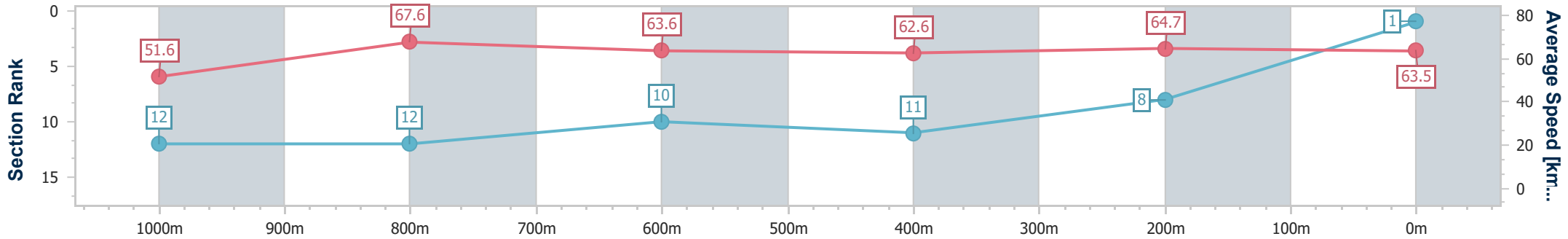


**Doomben QLD Professional**  
**Race 4: SKY RACING QTIS Three-Years-Old Maiden Plate - 1200m**  
 08 March 2023 - 15:24  
 Track Rating: Good 4, Weather: Overcast, Rail Position: +9.5m Entire Course



BRISBANE RACING CLUB

Section	Overall	1000m	800m	600m	400m	200m
Section Times	1:10.28 [1] (0:13.98)	0:56.30 [12] (0:10.72)	0:45.58 [12] (0:11.42)	0:34.16 [10] (0:11.61)	0:22.55 [11] (0:11.22)	0:11.33 [8] (0:11.33)
Average Speed [km/h]	51.6	67.6	63.6	62.6	64.7	63.5
Top Speed [km/h]	69.2	69.3	66.3	63.6	66.4	66.0
Avg. Dist. to Rail [m]	4.4	2.1	1.7	1.3	6.2	7.8
Avg. Stride Freq. [Hz]	2.2	2.4	2.3	2.3	2.3	2.3
Avg. Stride Length [m]	6.4	7.7	7.6	7.6	7.7	7.5



- [ ] Ranking at each section and finish
- .-.- No data available at this section
- NA No data available



Horse/Jockey Name	Ciccione
Final Rank	2
Fastest Section Time (Section)	0:10.70 (1000m)
Top Speed [km/h] (Section)	69.4 (1000m)
Race State	Finished

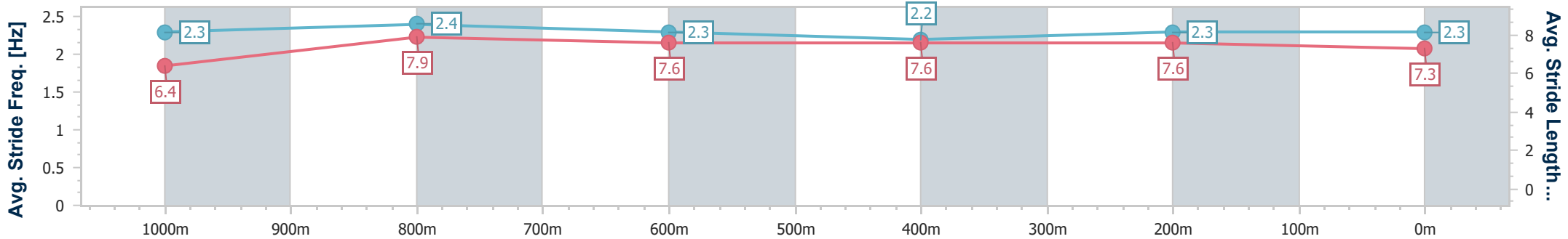
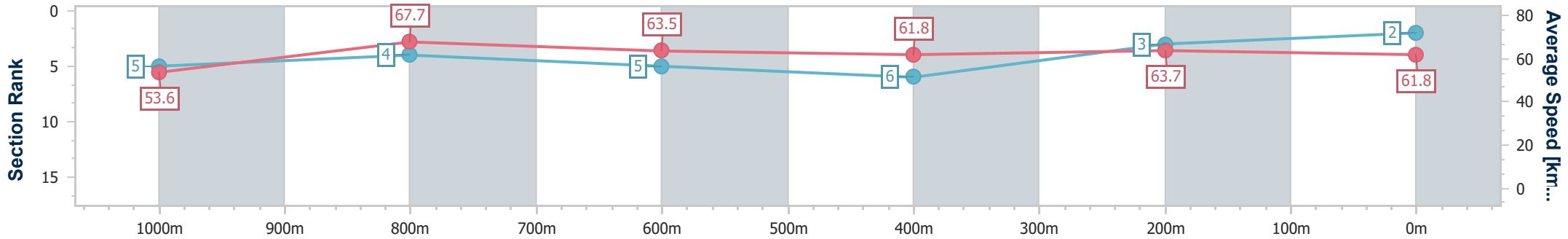


**Doomben QLD Professional**  
**Race 4: SKY RACING QTIS Three-Years-Old Maiden Plate - 1200m**  
 08 March 2023 - 15:24  
 Track Rating: Good 4, Weather: Overcast, Rail Position: +9.5m  
 Entire Course



BRISBANE  
RACING CLUB

Section	Overall	1000m	800m	600m	400m	200m
Section Times	1:10.32 [2] (0:13.42)	0:56.90 [5] (0:10.70)	0:46.20 [4] (0:11.46)	0:34.74 [5] (0:11.73)	0:23.01 [6] (0:11.33)	0:11.68 [3] (0:11.68)
Average Speed [km/h]	53.6	67.7	63.5	61.8	63.7	61.8
Top Speed [km/h]	67.9	69.4	66.8	63.1	66.0	65.0
Avg. Dist. to Rail [m]	4.4	2.2	2.2	1.3	2.7	3.6
Avg. Stride Freq. [Hz]	2.3	2.4	2.3	2.2	2.3	2.3
Avg. Stride Length [m]	6.4	7.9	7.6	7.6	7.6	7.3



- [ ] Ranking at each section and finish
- .-.- No data available at this section
- NA No data available



Horse/Jockey Name	Rum Revolution
Final Rank	3
Fastest Section Time (Section)	0:10.79 (1000m)
Top Speed [km/h] (Section)	71.0 (1000m)
Race State	Finished

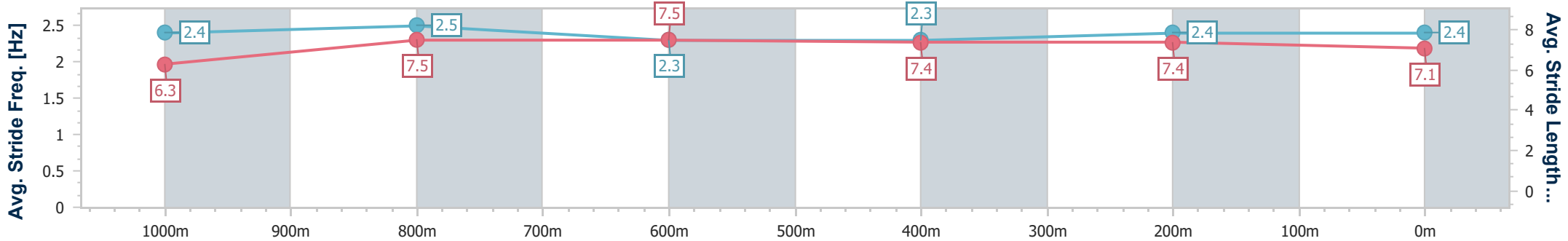
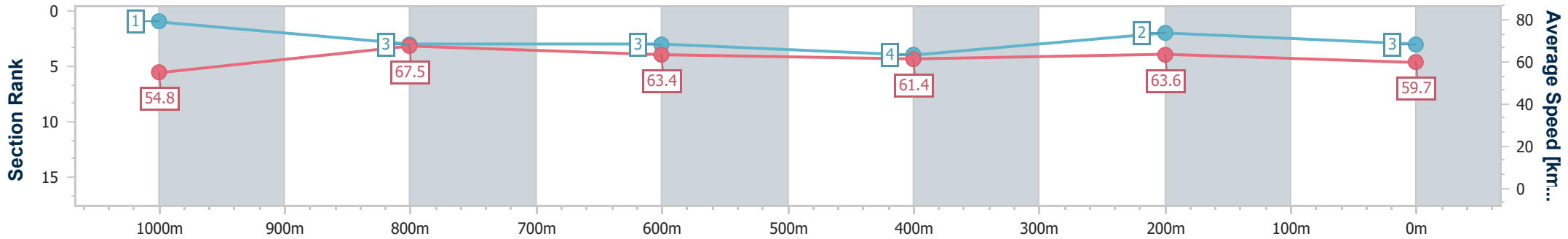


**Doomben QLD Professional**  
**Race 4: SKY RACING QTIS Three-Years-Old Maiden Plate - 1200m**  
 08 March 2023 - 15:24  
 Track Rating: Good 4, Weather: Overcast, Rail Position: +9.5m  
 Entire Course



BRISBANE  
RACING CLUB

Section	Overall	1000m	800m	600m	400m	200m								
Section Times	1:10.65 [3] (0:13.13)	0:57.52 [1] (0:10.79)	0:46.73 [3] (0:11.50)	0:35.23 [3] (0:11.83)	0:23.40 [4] (0:11.36)	0:12.04 [2] (0:12.04)								
Average Speed [km/h]	54.8	67.5	63.4	61.4	63.6	59.7								
Top Speed [km/h]	70.4	71.0	65.1	62.7	65.2	63.2								
Avg. Dist. to Rail [m]	1.1	2.3	2.6	1.7	2.5	3.7								
Avg. Stride Freq. [Hz]	2.4	2.5	2.3	2.3	2.4	2.4								
Avg. Stride Length [m]	6.3	7.5	7.5	7.4	7.4	7.1								



- [ ] Ranking at each section and finish
- .-.- No data available at this section
- NA No data available



Horse/Jockey Name	Dark Chill
Final Rank	4
Fastest Section Time (Section)	0:10.90 (1000m)
Top Speed [km/h] (Section)	69.1 (Overall)
Race State	Finished

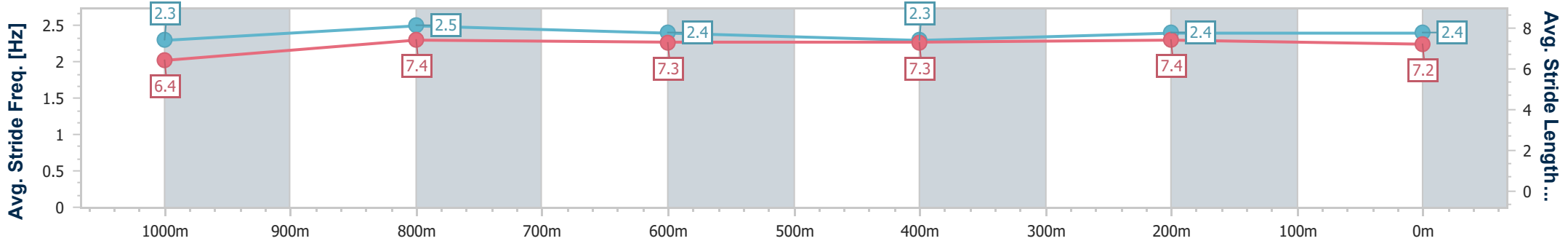
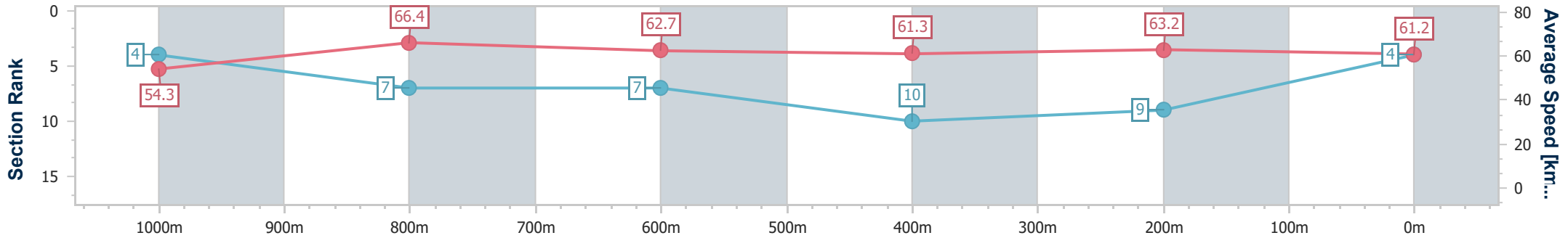


**Doomben QLD Professional**  
**Race 4: SKY RACING QTIS Three-Years-Old Maiden Plate - 1200m**  
 08 March 2023 - 15:24  
 Track Rating: Good 4, Weather: Overcast, Rail Position: +9.5m Entire Course



BRISBANE  
RACING CLUB

Section	Overall	1000m	800m	600m	400m	200m
Section Times	1:10.65 [4] (0:13.29)	0:57.36 [4] (0:10.90)	0:46.46 [7] (0:11.50)	0:34.96 [7] (0:11.78)	0:23.18 [10] (0:11.40)	0:11.78 [9] (0:11.78)
Average Speed [km/h]	54.3	66.4	62.7	61.3	63.2	61.2
Top Speed [km/h]	69.1	69.0	66.2	62.5	65.1	65.1
Avg. Dist. to Rail [m]	2.3	1.8	0.5	0.3	2.9	5.6
Avg. Stride Freq. [Hz]	2.3	2.5	2.4	2.3	2.4	2.4
Avg. Stride Length [m]	6.4	7.4	7.3	7.3	7.4	7.2



- [ ] Ranking at each section and finish
- .-.- No data available at this section
- NA No data available



Horse/Jockey Name	Fighting Idol
Final Rank	5
Fastest Section Time (Section)	0:10.71 (1000m)
Top Speed [km/h] (Section)	69.7 (1000m)
Race State	Finished

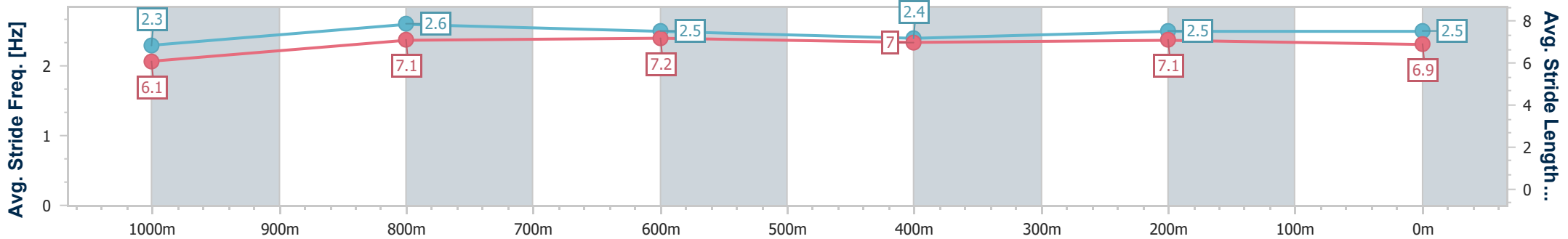
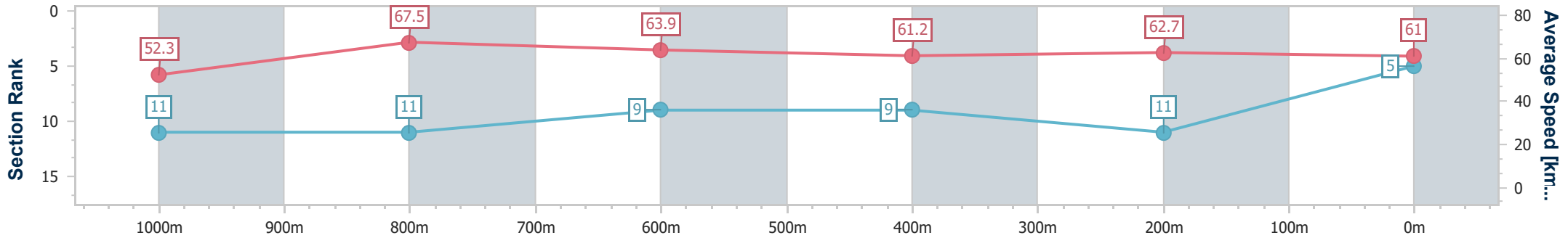


**Doomben QLD Professional**  
**Race 4: SKY RACING QTIS Three-Years-Old Maiden Plate - 1200m**  
**08 March 2023 - 15:24**  
**Track Rating: Good 4, Weather: Overcast, Rail Position: +9.5m Entire Course**



**BRISBANE RACING CLUB**

Section	Overall	1000m	800m	600m	400m	200m								
Section Times	1:10.71 [5] (0:13.78)	0:56.93 [11] (0:10.71)	0:46.22 [11] (0:11.30)	0:34.92 [9] (0:11.62)	0:23.30 [9] (0:11.49)	0:11.81 [11] (0:11.81)								
Average Speed [km/h]	52.3	67.5	63.9	61.2	62.7	61.0								
Top Speed [km/h]	68.9	69.7	65.9	62.3	64.1	63.8								
Avg. Dist. to Rail [m]	3.2	1.7	1.2	2.0	2.7	5.3								
Avg. Stride Freq. [Hz]	2.3	2.6	2.5	2.4	2.5	2.5								
Avg. Stride Length [m]	6.1	7.1	7.2	7.0	7.1	6.9								



- [ ] Ranking at each section and finish
- .-.- No data available at this section
- NA No data available



Horse/Jockey Name	National Interest
Final Rank	6
Fastest Section Time (Section)	0:10.72 (1000m)
Top Speed [km/h] (Section)	70.1 (Overall)
Race State	Finished

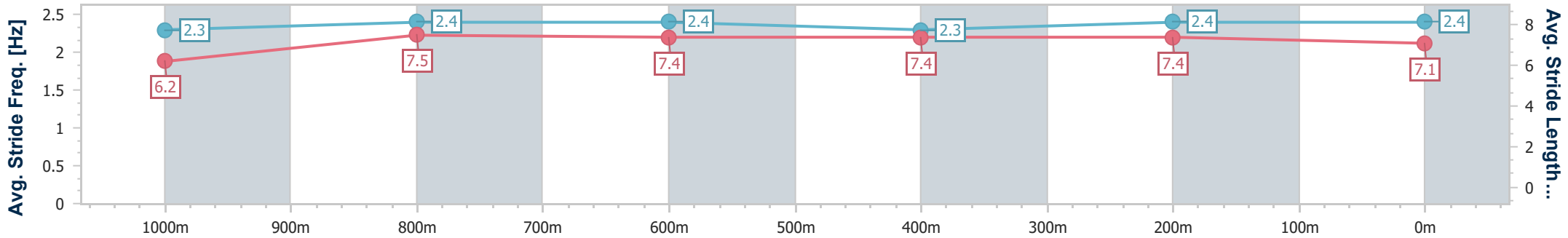
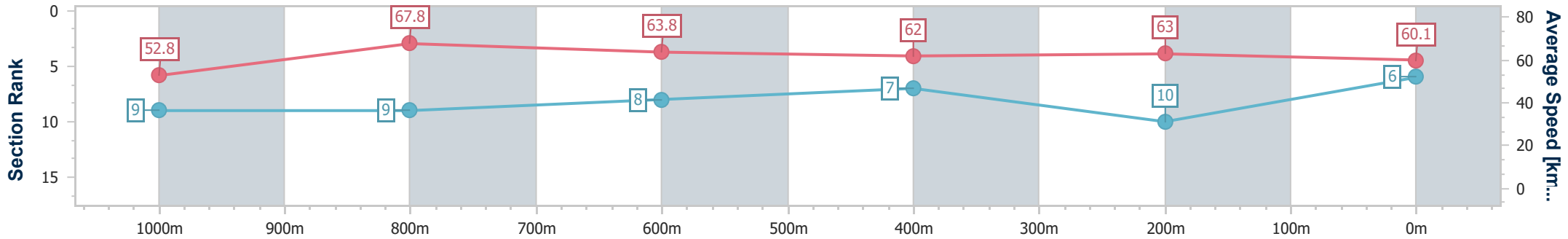


**Doomben QLD Professional**  
**Race 4: SKY RACING QTIS Three-Years-Old Maiden Plate - 1200m**  
 08 March 2023 - 15:24  
 Track Rating: Good 4, Weather: Overcast, Rail Position: +9.5m  
 Entire Course



BRISBANE  
RACING CLUB

Section	Overall	1000m	800m	600m	400m	200m
Section Times	1:10.81 [6] (0:13.63)	0:57.18 [9] (0:10.72)	0:46.46 [9] (0:11.36)	0:35.10 [8] (0:11.63)	0:23.47 [7] (0:11.49)	0:11.98 [10] (0:11.98)
Average Speed [km/h]	52.8	67.8	63.8	62.0	63.0	60.1
Top Speed [km/h]	70.1	69.3	65.7	62.4	64.0	63.2
Avg. Dist. to Rail [m]	7.1	2.7	1.1	0.4	3.8	6.5
Avg. Stride Freq. [Hz]	2.3	2.4	2.4	2.3	2.4	2.4
Avg. Stride Length [m]	6.2	7.5	7.4	7.4	7.4	7.1



- [ ] Ranking at each section and finish
- .-.- No data available at this section
- NA No data available





Horse/Jockey Name	Spirit Of Heath
Final Rank	7
Fastest Section Time (Section)	0:10.67 (1000m)
Top Speed [km/h] (Section)	71.6 (1000m)
Race State	Finished

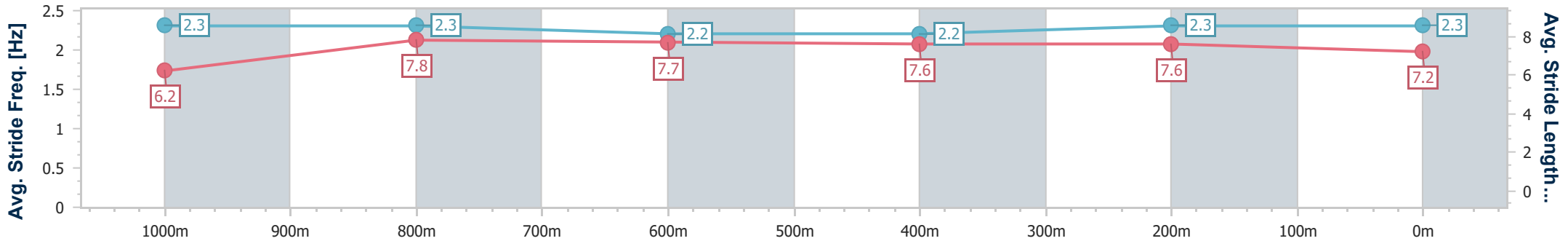
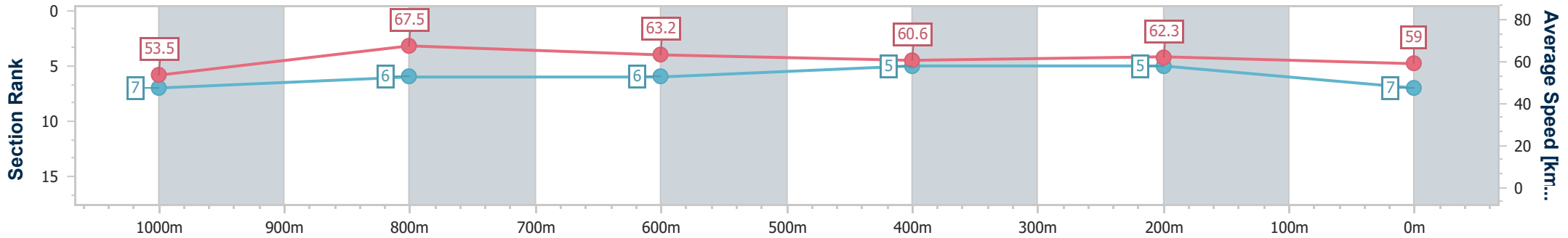


**Doomben QLD Professional**  
**Race 4: SKY RACING QTIS Three-Years-Old Maiden Plate - 1200m**  
**08 March 2023 - 15:24**  
**Track Rating: Good 4, Weather: Overcast, Rail Position: +9.5m**  
**Entire Course**



**BRISBANE**  
**RACING CLUB**

Section	Overall	1000m	800m	600m	400m	200m								
Section Times	1:10.84 [7] (0:13.47)	0:57.37 [7] (0:10.67)	0:46.70 [6] (0:11.36)	0:35.34 [6] (0:11.65)	0:23.69 [5] (0:11.47)	0:12.22 [5] (0:12.22)								
Average Speed [km/h]	53.5	67.5	63.2	60.6	62.3	59.0								
Top Speed [km/h]	70.3	71.6	64.5	62.3	64.4	61.7								
Avg. Dist. to Rail [m]	1.5	0.8	1.5	3.5	2.0	0.3								
Avg. Stride Freq. [Hz]	2.3	2.3	2.2	2.2	2.3	2.3								
Avg. Stride Length [m]	6.2	7.8	7.7	7.6	7.6	7.2								



- [ ] Ranking at each section and finish
- .-.- No data available at this section
- NA No data available



Horse/Jockey Name	Septaria
Final Rank	8
Fastest Section Time (Section)	0:10.73 (1000m)
Top Speed [km/h] (Section)	70.2 (1000m)
Race State	Finished

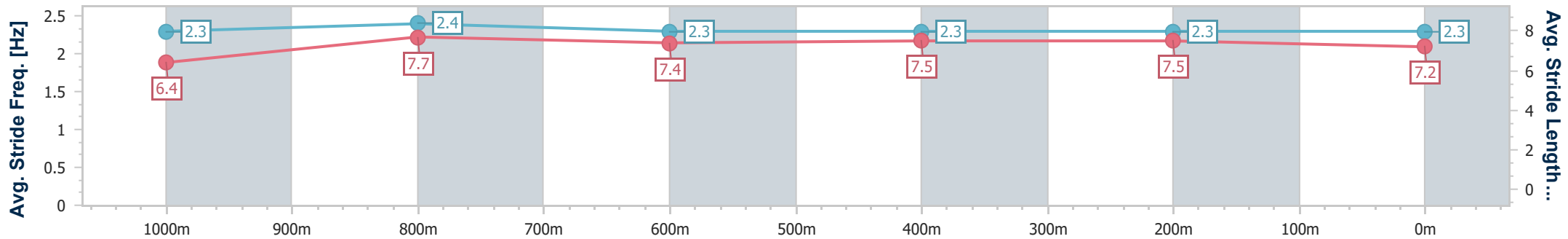
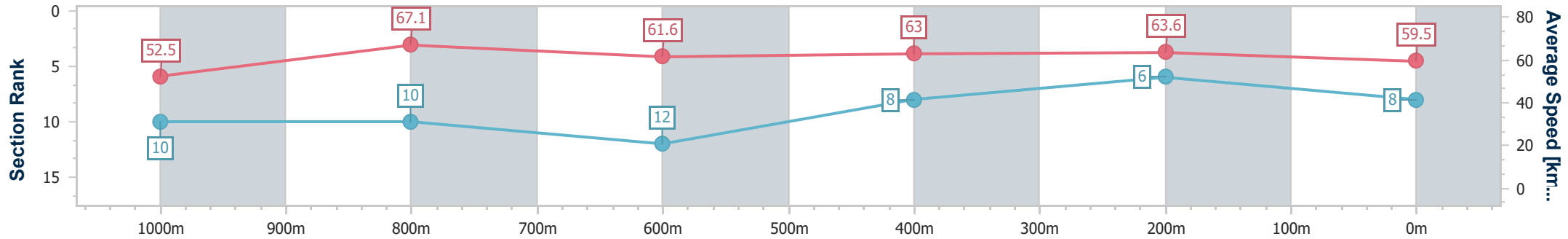


**Doomben QLD Professional**  
**Race 4: SKY RACING QTIS Three-Years-Old Maiden Plate - 1200m**  
 08 March 2023 - 15:24  
 Track Rating: Good 4, Weather: Overcast, Rail Position: +9.5m  
 Entire Course



BRISBANE  
RACING CLUB

Section	Overall	1000m	800m	600m	400m	200m
Section Times	1:10.88 [8] (0:13.75)	0:57.13 [10] (0:10.73)	0:46.40 [10] (0:11.69)	0:34.71 [12] (0:11.33)	0:23.38 [8] (0:11.29)	0:12.09 [6] (0:12.09)
Average Speed [km/h]	52.5	67.1	61.6	63.0	63.6	59.5
Top Speed [km/h]	70.2	70.2	65.3	64.4	65.0	62.1
Avg. Dist. to Rail [m]	2.6	0.3	0.3	1.3	1.3	2.8
Avg. Stride Freq. [Hz]	2.3	2.4	2.3	2.3	2.3	2.3
Avg. Stride Length [m]	6.4	7.7	7.4	7.5	7.5	7.2



- [ ] Ranking at each section and finish
- .-.- No data available at this section
- NA No data available



Horse/Jockey Name	Prolific Melody
Final Rank	9
Fastest Section Time (Section)	0:10.78 (1000m)
Top Speed [km/h] (Section)	70.0 (1000m)
Race State	Finished

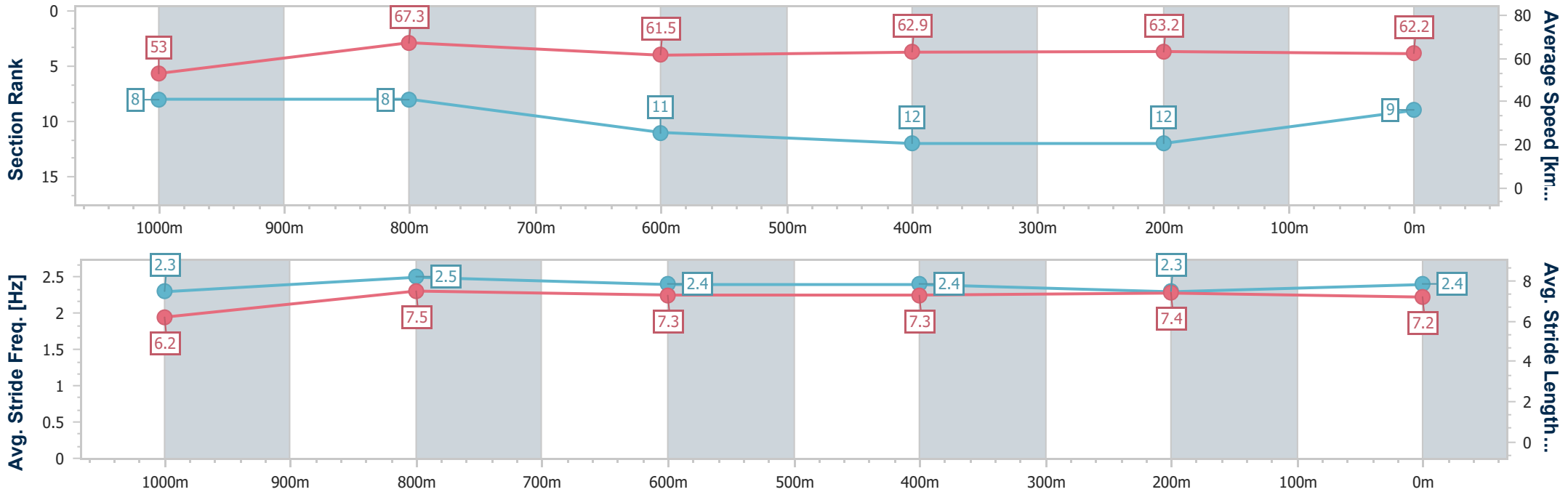


**Doomben QLD Professional**  
**Race 4: SKY RACING QTIS Three-Years-Old Maiden Plate - 1200m**  
 08 March 2023 - 15:24  
 Track Rating: Good 4, Weather: Overcast, Rail Position: +9.5m  
 Entire Course



BRISBANE  
RACING CLUB

Section	Overall	1000m	800m	600m	400m	200m								
Section Times	1:10.92 [9] (0:13.59)	0:57.33 [8] (0:10.78)	0:46.55 [8] (0:11.89)	0:34.66 [11] (0:11.62)	0:23.04 [12] (0:11.47)	0:11.57 [12] (0:11.57)								
Average Speed [km/h]	53.0	67.3	61.5	62.9	63.2	62.2								
Top Speed [km/h]	68.3	70.0	65.9	63.6	64.2	64.9								
Avg. Dist. to Rail [m]	3.7	2.3	3.3	2.4	6.6	10.7								
Avg. Stride Freq. [Hz]	2.3	2.5	2.4	2.4	2.3	2.4								
Avg. Stride Length [m]	6.2	7.5	7.3	7.3	7.4	7.2								



- [ ] Ranking at each section and finish
- .-.- No data available at this section
- NA No data available



Horse/Jockey Name	Polarising
Final Rank	10
Fastest Section Time (Section)	0:10.62 (1000m)
Top Speed [km/h] (Section)	70.1 (1000m)
Race State	Finished

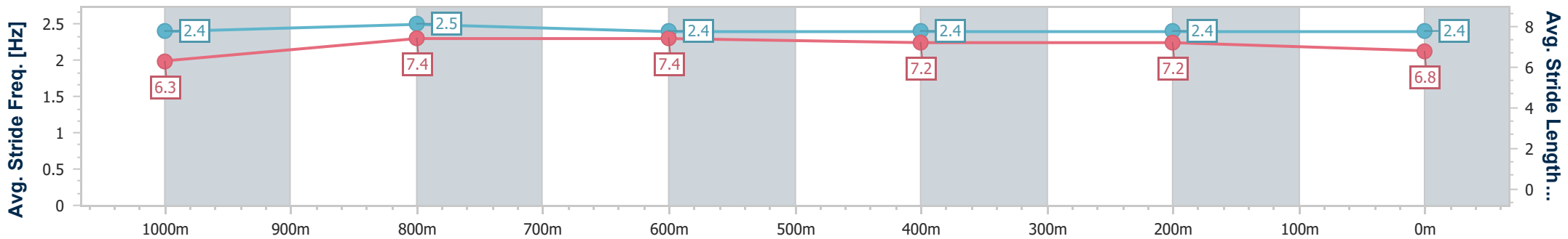
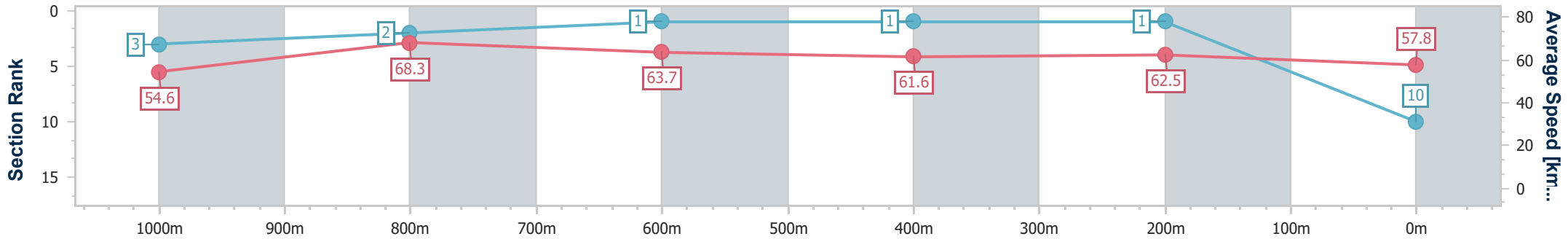


**Doomben QLD Professional**  
**Race 4: SKY RACING QTIS Three-Years-Old Maiden Plate - 1200m**  
**08 March 2023 - 15:24**  
**Track Rating: Good 4, Weather: Overcast, Rail Position: +9.5m**  
**Entire Course**



**BRISBANE**  
**RACING CLUB**

Section	Overall	1000m	800m	600m	400m	200m								
Section Times	1:10.95 [10] (0:13.16)	0:57.79 [3] (0:10.62)	0:47.17 [2] (0:11.42)	0:35.75 [1] (0:11.75)	0:24.00 [1] (0:11.54)	0:12.46 [1] (0:12.46)								
Average Speed [km/h]	54.6	68.3	63.7	61.6	62.5	57.8								
Top Speed [km/h]	70.0	70.1	66.1	63.1	64.2	62.0								
Avg. Dist. to Rail [m]	6.2	2.3	2.3	0.8	1.0	2.1								
Avg. Stride Freq. [Hz]	2.4	2.5	2.4	2.4	2.4	2.4								
Avg. Stride Length [m]	6.3	7.4	7.4	7.2	7.2	6.8								



- [ ] Ranking at each section and finish
- .-.- No data available at this section
- NA No data available



Horse/Jockey Name	Helene
Final Rank	11
Fastest Section Time (Section)	0:10.57 (1000m)
Top Speed [km/h] (Section)	69.6 (1000m)
Race State	Finished

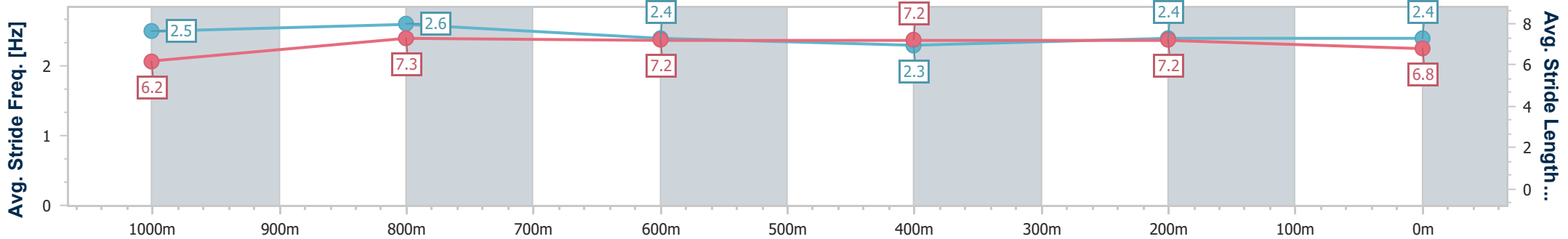
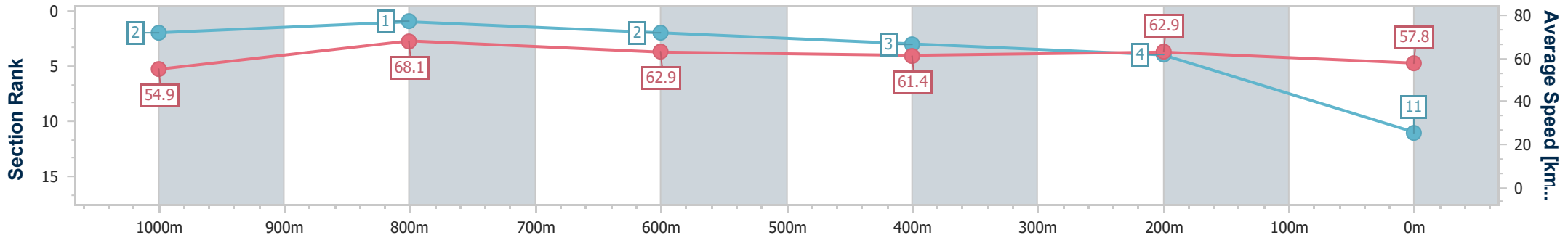


**Doomben QLD Professional**  
**Race 4: SKY RACING QTIS Three-Years-Old Maiden Plate - 1200m**  
**08 March 2023 - 15:24**  
**Track Rating: Good 4, Weather: Overcast, Rail Position: +9.5m**  
**Entire Course**



**BRISBANE**  
**RACING CLUB**

Section	Overall	1000m	800m	600m	400m	200m								
Section Times	1:11.00 [11] (0:13.11)	0:57.89 [2] (0:10.57)	0:47.32 [1] (0:11.55)	0:35.77 [2] (0:11.86)	0:23.91 [3] (0:11.46)	0:12.45 [4] (0:12.45)								
Average Speed [km/h]	54.9	68.1	62.9	61.4	62.9	57.8								
Top Speed [km/h]	69.4	69.6	65.5	62.9	64.3	60.9								
Avg. Dist. to Rail [m]	0.4	0.3	2.2	1.7	1.8	2.7								
Avg. Stride Freq. [Hz]	2.5	2.6	2.4	2.3	2.4	2.4								
Avg. Stride Length [m]	6.2	7.3	7.2	7.2	7.2	6.8								



- [ ] Ranking at each section and finish
- .-.- No data available at this section
- NA No data available



Horse/Jockey Name	Whisky Train
Final Rank	12
Fastest Section Time (Section)	0:10.74 (1000m)
Top Speed [km/h] (Section)	69.6 (1000m)
Race State	Finished

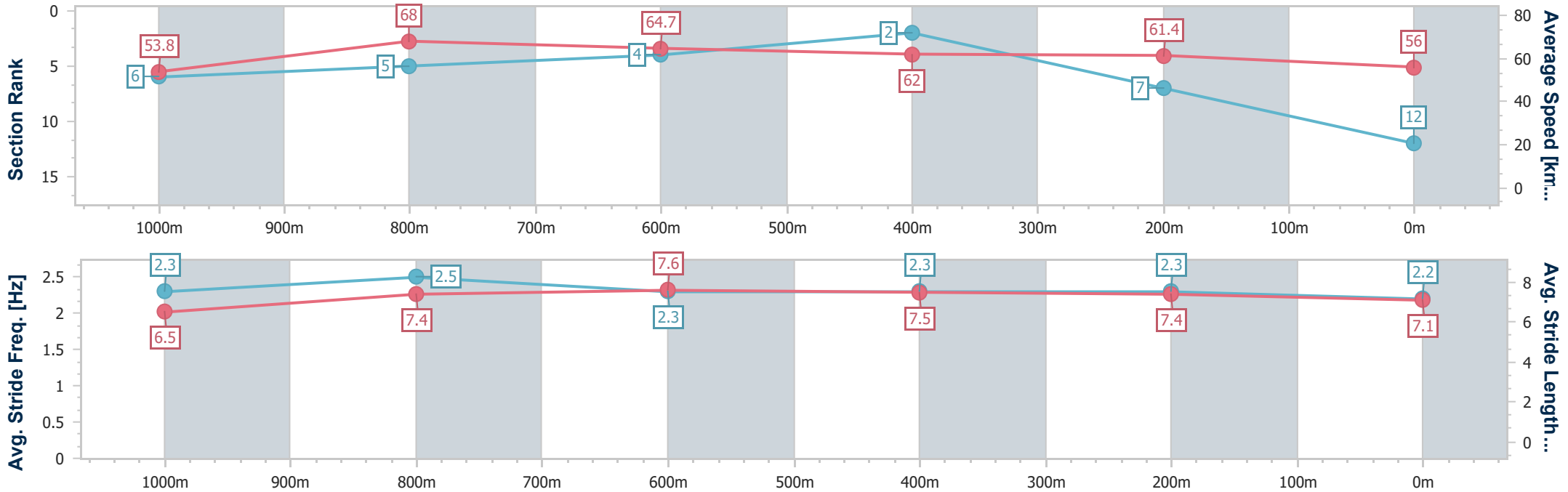


**Doomben QLD Professional**  
**Race 4: SKY RACING QTIS Three-Years-Old Maiden Plate - 1200m**  
 08 March 2023 - 15:24  
 Track Rating: Good 4, Weather: Overcast, Rail Position: +9.5m  
 Entire Course



BRISBANE  
RACING CLUB

Section	Overall	1000m	800m	600m	400m	200m								
Section Times	1:11.64 [12] (0:13.41)	0:58.23 [6] (0:10.74)	0:47.49 [5] (0:11.30)	0:36.19 [4] (0:11.61)	0:24.58 [2] (0:11.72)	0:12.86 [7] (0:12.86)								
Average Speed [km/h]	53.8	68.0	64.7	62.0	61.4	56.0								
Top Speed [km/h]	67.9	69.6	65.9	64.2	62.8	59.2								
Avg. Dist. to Rail [m]	7.2	5.0	2.6	0.3	2.8	7.0								
Avg. Stride Freq. [Hz]	2.3	2.5	2.3	2.3	2.3	2.2								
Avg. Stride Length [m]	6.5	7.4	7.6	7.5	7.4	7.1								



- [ ] Ranking at each section and finish
- .-.- No data available at this section
- NA No data available