



Doomben QLD Professional

Race 3: International Women's Day Fillies and Mares BM65 Handicap - 1350m

08 March 2023 - 14:49



BRISBANE
RACING CLUB

Track Rating: Good 4, Weather: Overcast, Rail Position: +9.5m Entire Course

Section											Last 600m		
Field Times											0:34.89		
	Overall	1200m	1000m	800m	600m	400m							
	1:19.01 (0:10.70)	1:08.31 (0:10.64)	0:57.67 (0:11.12)	0:46.55 (0:11.66)	0:34.89 (0:11.81)	0:23.08 (0:11.35)							
Rank	TAB	Horse/Jockey	Barrier	Top Speed [km/h]	Fastest Section							Distance Travelled [m]	
1	7	DREAM SONG Yvette Lewis	4	67.6 1200m	0:10.82 1200m	1:19.01 [1] (0:11.05)	1:07.96 [7] (0:10.82)	0:57.14 [7] (0:11.22)	0:45.92 [7] (0:11.51)	0:34.41 [6] (0:11.68)	0:22.73 [5] (0:11.30)	0:34.41	
2	3	ARGYLE PINK Angela Jones	12	69.0 1200m	0:10.70 Overall	1:19.05 [2] (0:10.70)	1:08.35 [1] (0:10.72)	0:57.63 [2] (0:11.04)	0:46.59 [1] (0:11.66)	0:34.93 [1] (0:11.90)	0:23.03 [1] (0:11.34)	0:34.93	+7
3	8	POETIC DRAMA Ben Thompson	5	67.5 1200m	0:10.89 1200m	1:19.14 [3] (0:11.27)	1:07.87 [10] (0:10.89)	0:56.98 [10] (0:11.31)	0:45.67 [10] (0:11.58)	0:34.09 [10] (0:11.67)	0:22.42 [10] (0:11.04)	0:34.09	+0
4	6	THIRD TIME ROUND Stephanie Thornton	10	71.6 Overall	0:10.38 1200m	1:19.23 [4] (0:10.96)	1:08.27 [5] (0:10.38)	0:57.89 [1] (0:11.15)	0:46.74 [2] (0:11.72)	0:35.02 [2] (0:11.72)	0:23.30 [2] (0:11.35)	0:35.02	+3
5	9	SELLING SUNSET Marnu Potgieter	3	71.2 Overall	0:10.86 Overall	1:19.28 [5] (0:10.86)	1:08.42 [3] (0:10.92)	0:57.50 [6] (0:11.24)	0:46.26 [5] (0:11.66)	0:34.60 [7] (0:11.80)	0:22.80 [7] (0:11.13)	0:34.60	-1
6	11	ALFA LILY Mark Du Plessis	6	67.4 1200m	0:10.78 1200m	1:19.28 [6] (0:11.22)	1:08.06 [9] (0:10.78)	0:57.28 [8] (0:11.39)	0:45.89 [9] (0:11.50)	0:34.39 [8] (0:11.73)	0:22.66 [8] (0:11.06)	0:34.39	+4
7	12	KAZZA'S JET Matthew Powell	8	71.5 1200m	0:10.67 1200m	1:19.34 [7] (0:10.88)	1:08.46 [4] (0:10.67)	0:57.79 [4] (0:11.26)	0:46.53 [4] (0:11.63)	0:34.90 [3] (0:11.79)	0:23.11 [4] (0:11.24)	0:34.90	+3
8	1	DEEP ROMANCE Brodie Loy	9	67.5 1200m	0:10.94 1200m	1:19.50 [8] (0:11.40)	1:08.10 [12] (0:10.94)	0:57.16 [11] (0:11.22)	0:45.94 [11] (0:11.59)	0:34.35 [11] (0:11.76)	0:22.59 [11] (0:11.02)	0:34.35	+0
9	4	CASSIA LANE James Orman	11	69.2 1200m	0:10.73 1200m	1:19.69 [9] (0:11.02)	1:08.67 [6] (0:10.73)	0:57.94 [5] (0:11.33)	0:46.61 [6] (0:11.52)	0:35.09 [5] (0:11.84)	0:23.25 [6] (0:11.31)	0:35.09	+7
10	14	BLINDING LIGHT Samantha Collett	1	66.7 1200m	0:10.96 1200m	1:19.82 [10] (0:11.13)	1:08.69 [8] (0:10.96)	0:57.73 [9] (0:11.22)	0:46.51 [8] (0:11.63)	0:34.88 [9] (0:11.75)	0:23.13 [9] (0:11.16)	0:34.88	-1

Scratched: Amore Primus (#2), Squeeze Dis (#5)

Report Created: Wed 8 March 2023 15:11 GMT+10 (Note: Timing is based on position data)

Page 1/16

[] Ranking at each section and finish
 -:-:- No data available at this section
 NA No data available

SCN Saddle cloth number
 DNF Did not finish
 DNT Did not track

data processed by TRIPLESDATA



Doomben QLD Professional
Race 3: International Women's Day Fillies and Mares BM65 Handicap - 1350m
08 March 2023 - 14:49



Track Rating: Good 4, Weather: Overcast, Rail Position: +9.5m Entire Course

Section		Overall	1200m	1000m	800m	600m	400m	Last 600m	
Field Times		1:19.01 (0:10.70)	1:08.31 (0:10.64)	0:57.67 (0:11.12)	0:46.55 (0:11.66)	0:34.89 (0:11.81)	0:23.08 (0:11.35)	0:34.89	

Rank	TAB	Horse/Jockey	Barrier	Top Speed [km/h]	Fastest Section	Overall	1200m	1000m	800m	600m	400m	Last 600m	Distance Travelled [m]
11	13	TRIPLE CITIZEN Wendy Peel	2	66.2 400m	0:11.10 400m	1:19.82 [11] (0:11.28)	1:08.54 [11] (0:11.18)	0:57.36 [12] (0:11.35)	0:46.01 [12] (0:11.57)	0:34.44 [12] (0:11.80)	0:22.64 [12] (0:11.10)	0:34.44	+4
12	10	VITAL SOURCE Justin Huxtable	7	68.4 1200m	0:10.71 Overall	1:19.91 [12] (0:10.71)	1:09.20 [2] (0:10.84)	0:58.36 [3] (0:11.22)	0:47.14 [3] (0:11.79)	0:35.35 [4] (0:11.70)	0:23.65 [3] (0:11.38)	0:35.35	+0

Scratched: Amore Primus (#2), Squeeze Dis (#5)

[] Ranking at each section and finish
 -:-:-:- No data available at this section
 NA No data available

SCN Saddle cloth number
 DNF Did not finish
 DNT Did not track



Doomben QLD Professional

Race 3: International Women's Day Fillies and Mares BM65 Handicap - 1350m

08 March 2023 - 14:49



BRISBANE
RACING CLUB

Track Rating: Good 4, Weather: Overcast, Rail Position: +9.5m Entire Course

Section				200m				Last 600m	
Field Times				0:11.73 (0:11.73)				0:34.89	
Rank	TAB Horse/Jockey	Barrier	Top Speed [km/h]	Fastest Section	Margin				Distance Travelled [m]
1	7 DREAM SONG Yvette Lewis	4	67.6 1200m	0:10.82 1200m	0:11.43 [7] (0:11.43)	1:19.01		0:34.41	
2	3 ARGYLE PINK Angela Jones	12	69.0 1200m	0:10.70 Overall	0:11.69 [1] (0:11.69)	0.27L		0:34.93	+7
3	8 POETIC DRAMA Ben Thompson	5	67.5 1200m	0:10.89 1200m	0:11.38 [8] (0:11.38)	0.75L		0:34.09	+0
4	6 THIRD TIME ROUND Stephanie Thornton	10	71.6 Overall	0:10.38 1200m	0:11.95 [2] (0:11.95)	1.29L		0:35.02	+3
5	9 SELLING SUNSET Marnu Potgieter	3	71.2 Overall	0:10.86 Overall	0:11.67 [4] (0:11.67)	1.6L		0:34.60	-1
6	11 ALFA LILY Mark Du Plessis	6	67.4 1200m	0:10.78 1200m	0:11.60 [6] (0:11.60)	1.6L		0:34.39	+4
7	12 KAZZA'S JET Matthew Powell	8	71.5 1200m	0:10.67 1200m	0:11.87 [3] (0:11.87)	1.96L		0:34.90	+3
8	1 DEEP ROMANCE Brodie Loy	9	67.5 1200m	0:10.94 1200m	0:11.57 [11] (0:11.57)	2.88L		0:34.35	+0
9	4 CASSIA LANE James Orman	11	69.2 1200m	0:10.73 1200m	0:11.94 [9] (0:11.94)	4.03L		0:35.09	+7
10	14 BLINDING LIGHT Samantha Collett	1	66.7 1200m	0:10.96 1200m	0:11.97 [10] (0:11.97)	4.74L		0:34.88	-1

Scratched: Amore Primus (#2), Squeeze Dis (#5)

Report Created: Wed 8 March 2023 15:11 GMT+10 (Note: Timing is based on position data)

Page 3/16

[] Ranking at each section and finish
 -:-:- No data available at this section
 NA No data available

SCN Saddle cloth number
 DNF Did not finish
 DNT Did not track

data processed by TRIPLESDATA



Doomben QLD Professional
Race 3: International Women's Day Fillies and Mares BM65 Handicap - 1350m
08 March 2023 - 14:49



Track Rating: Good 4, Weather: Overcast, Rail Position: +9.5m Entire Course

Section				200m				Last 600m	
Field Times				0:11.73 (0:11.73)				0:34.89	
Rank	TAB Horse/Jockey	Barrier	Top Speed [km/h]	Fastest Section	Margin				Distance Travelled [m]
11	13 TRIPLE CITIZEN Wendy Peel	2	66.2 400m	0:11.10 400m	0:11.54 [12] (0:11.54)	4.76L		0:34.44	+4
12	10 VITAL SOURCE Justin Huxtable	7	68.4 1200m	0:10.71 Overall	0:12.27 [5] (0:12.27)	5.28L		0:35.35	+0

Scratched: Amore Primus (#2), Squeeze Dis (#5)

[] Ranking at each section and finish
 -:-:-:- No data available at this section
 NA No data available

SCN Saddle cloth number
 DNF Did not finish
 DNT Did not track



Horse/Jockey Name	Dream Song
Final Rank	1
Fastest Section Time (Section)	0:10.82 (1200m)
Top Speed [km/h] (Section)	67.6 (1200m)
Race State	Finished

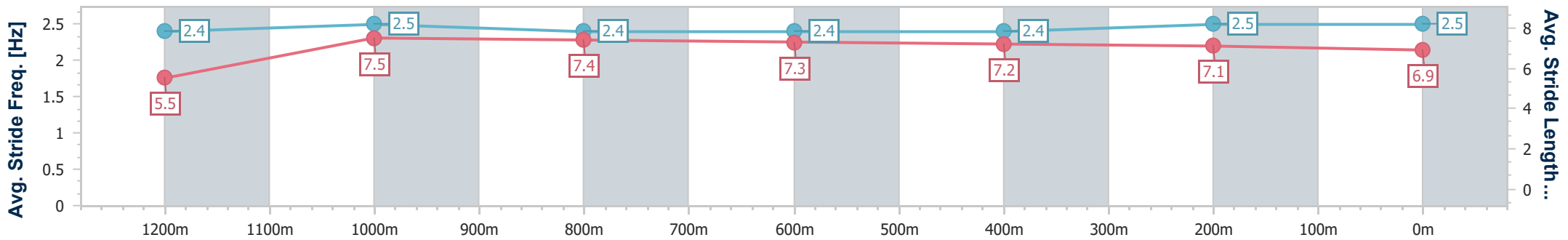
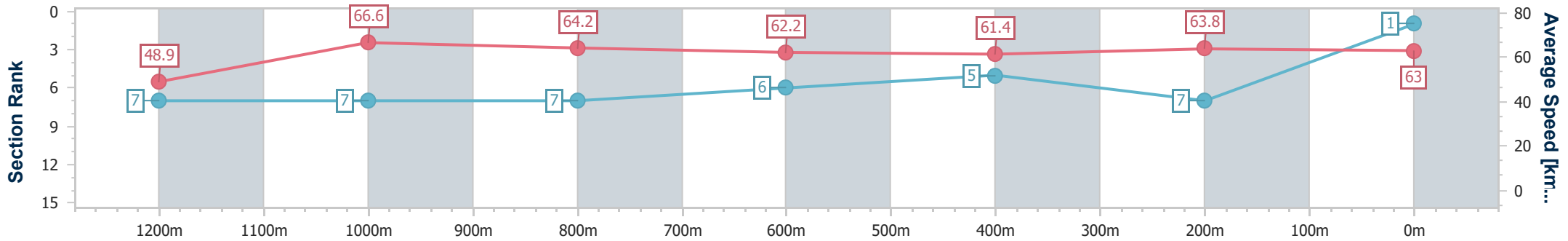


Doomben QLD Professional
Race 3: International Women's Day Fillies and Mares BM65 Handicap - 1350m
08 March 2023 - 14:49
Track Rating: Good 4, Weather: Overcast, Rail Position: +9.5m Entire Course



BRISBANE RACING CLUB

Section	Overall	1200m	1000m	800m	600m	400m	200m
Section Times	1:19.01 [1] (0:11.05)	1:07.96 [7] (0:10.82)	0:57.14 [7] (0:11.22)	0:45.92 [7] (0:11.51)	0:34.41 [6] (0:11.68)	0:22.73 [5] (0:11.30)	0:11.43 [7] (0:11.43)
Average Speed [km/h]	48.9	66.6	64.2	62.2	61.4	63.8	63.0
Top Speed [km/h]	67.1	67.6	66.1	63.5	63.2	66.3	65.8
Avg. Dist. to Rail [m]	3.6	0.9	0.2	0.9	0.5	1.8	3.2
Avg. Stride Freq. [Hz]	2.4	2.5	2.4	2.4	2.4	2.5	2.5
Avg. Stride Length [m]	5.5	7.5	7.4	7.3	7.2	7.1	6.9



- [] Ranking at each section and finish
- .-.- No data available at this section
- NA No data available



Horse/Jockey Name	Argyle Pink
Final Rank	2
Fastest Section Time (Section)	0:10.70 (Overall)
Top Speed [km/h] (Section)	69.0 (1200m)
Race State	Finished

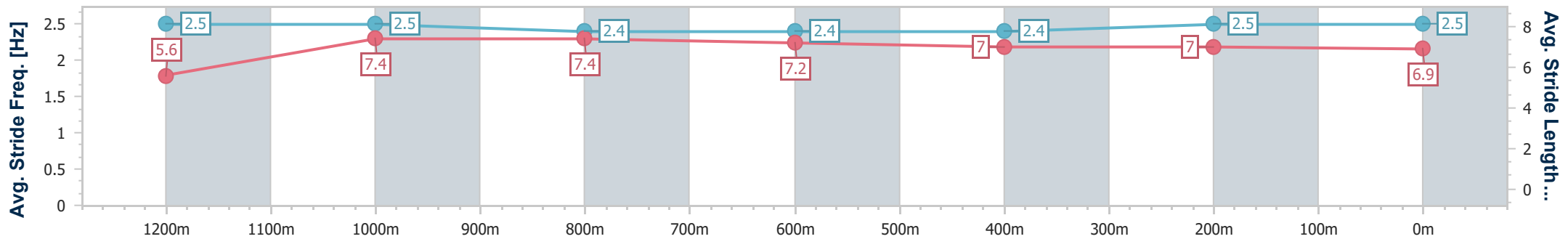
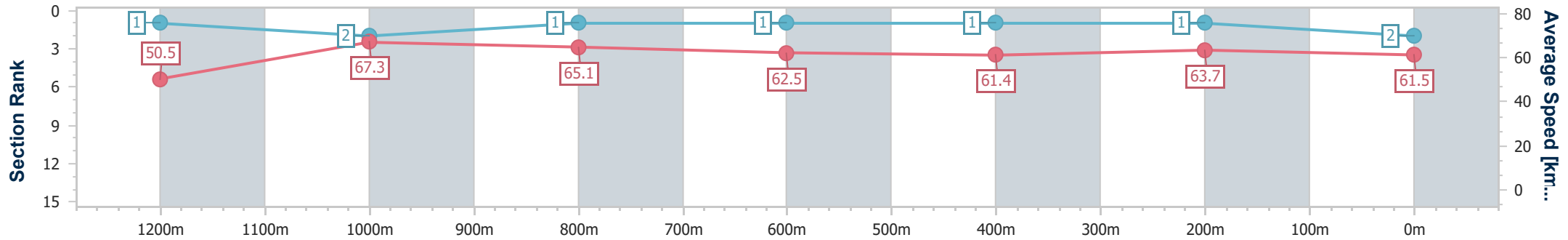


Doomben QLD Professional
Race 3: International Women's Day Fillies and Mares BM65 Handicap - 1350m
08 March 2023 - 14:49
Track Rating: Good 4, Weather: Overcast, Rail Position: +9.5m Entire Course



BRISBANE RACING CLUB

Section	Overall	1200m	1000m	800m	600m	400m	200m
Section Times	1:19.05 [2] (0:10.70)	1:08.35 [1] (0:10.72)	0:57.63 [2] (0:11.04)	0:46.59 [1] (0:11.66)	0:34.93 [1] (0:11.90)	0:23.03 [1] (0:11.34)	0:11.69 [1] (0:11.69)
Average Speed [km/h]	50.5	67.3	65.1	62.5	61.4	63.7	61.5
Top Speed [km/h]	67.9	69.0	66.5	64.5	62.5	64.8	64.0
Avg. Dist. to Rail [m]	9.2	0.6	0.5	2.4	2.3	1.3	0.5
Avg. Stride Freq. [Hz]	2.5	2.5	2.4	2.4	2.4	2.5	2.5
Avg. Stride Length [m]	5.6	7.4	7.4	7.2	7.0	7.0	6.9



- [] Ranking at each section and finish
- .-.- No data available at this section
- NA No data available



Horse/Jockey Name	Poetic Drama
Final Rank	3
Fastest Section Time (Section)	0:10.89 (1200m)
Top Speed [km/h] (Section)	67.5 (1200m)
Race State	Finished

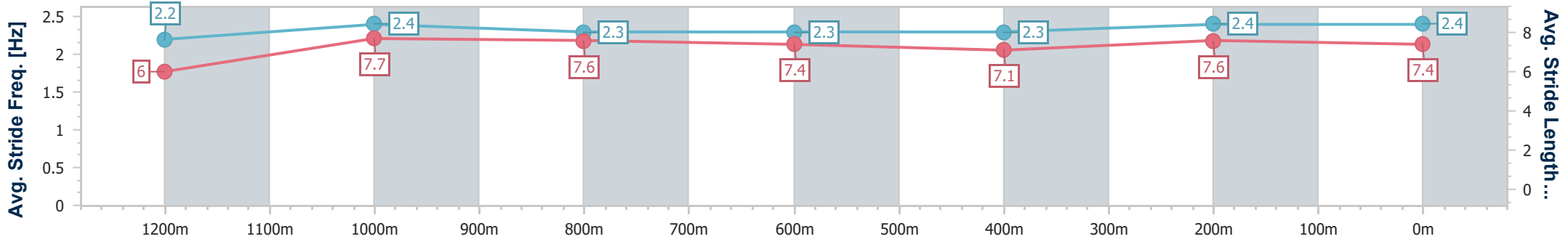
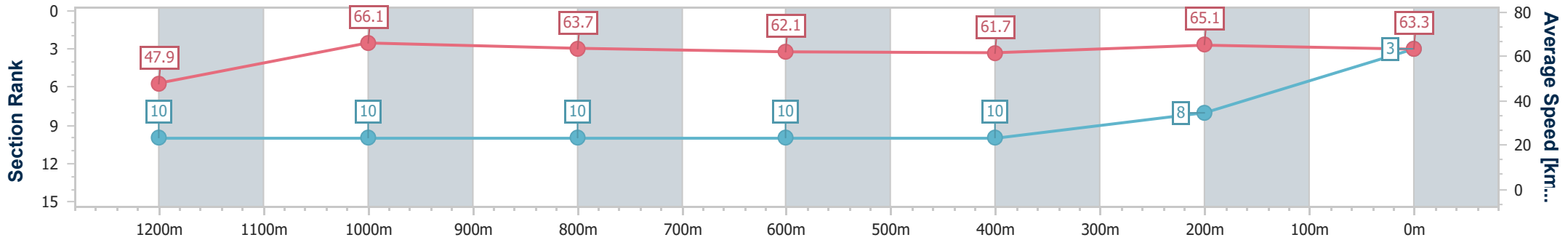


Doomben QLD Professional
Race 3: International Women's Day Fillies and Mares BM65 Handicap - 1350m
08 March 2023 - 14:49
Track Rating: Good 4, Weather: Overcast, Rail Position: +9.5m Entire Course



BRISBANE RACING CLUB

Section	Overall	1200m	1000m	800m	600m	400m	200m
Section Times	1:19.14 [3] (0:11.27)	1:07.87 [10] (0:10.89)	0:56.98 [10] (0:11.31)	0:45.67 [10] (0:11.58)	0:34.09 [10] (0:11.67)	0:22.42 [10] (0:11.04)	0:11.38 [8] (0:11.38)
Average Speed [km/h]	47.9	66.1	63.7	62.1	61.7	65.1	63.3
Top Speed [km/h]	66.2	67.5	66.5	63.5	62.8	66.5	65.6
Avg. Dist. to Rail [m]	3.6	0.8	0.4	0.5	0.4	1.1	3.0
Avg. Stride Freq. [Hz]	2.2	2.4	2.3	2.3	2.3	2.4	2.4
Avg. Stride Length [m]	6.0	7.7	7.6	7.4	7.1	7.6	7.4



- [] Ranking at each section and finish
- .-.- No data available at this section
- NA No data available



Horse/Jockey Name	Third Time Round
Final Rank	4
Fastest Section Time (Section)	0:10.38 (1200m)
Top Speed [km/h] (Section)	71.6 (Overall)
Race State	Finished

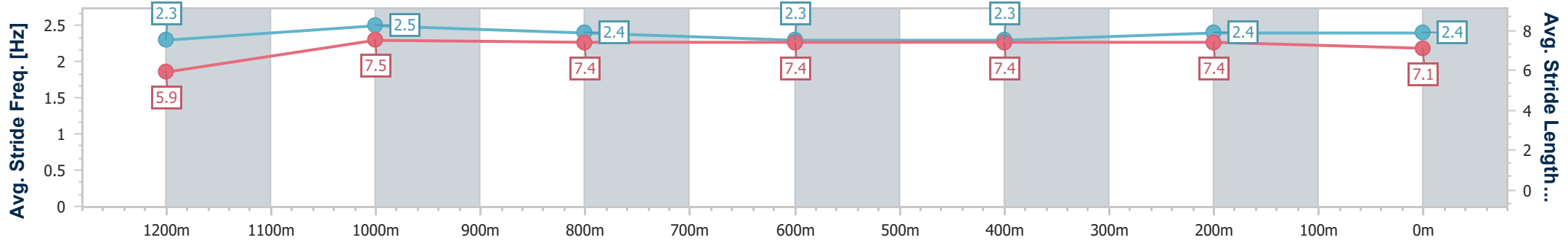
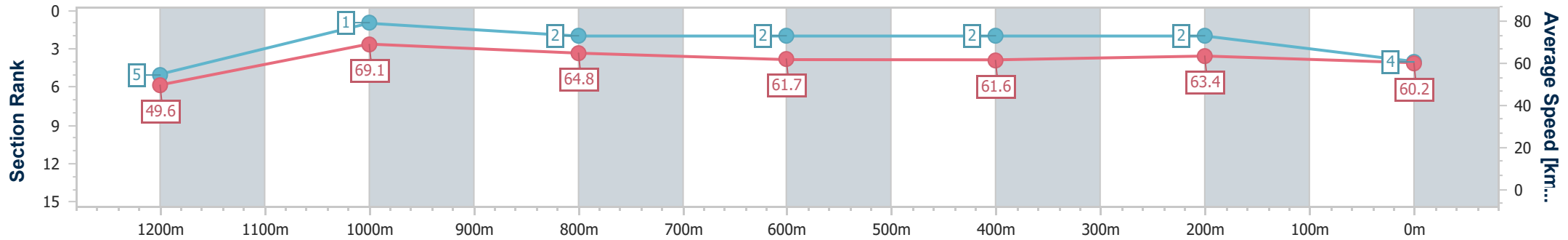


Doomben QLD Professional
Race 3: International Women's Day Fillies and Mares BM65 Handicap - 1350m
08 March 2023 - 14:49
Track Rating: Good 4, Weather: Overcast, Rail Position: +9.5m Entire Course



BRISBANE RACING CLUB

Section	Overall	1200m	1000m	800m	600m	400m	200m
Section Times	1:19.23 [4] (0:10.96)	1:08.27 [5] (0:10.38)	0:57.89 [1] (0:11.15)	0:46.74 [2] (0:11.72)	0:35.02 [2] (0:11.72)	0:23.30 [2] (0:11.35)	0:11.95 [2] (0:11.95)
Average Speed [km/h]	49.6	69.1	64.8	61.7	61.6	63.4	60.2
Top Speed [km/h]	71.6	71.6	67.7	62.9	62.7	64.7	63.9
Avg. Dist. to Rail [m]	8.1	3.9	1.3	1.2	0.6	0.4	1.0
Avg. Stride Freq. [Hz]	2.3	2.5	2.4	2.3	2.3	2.4	2.4
Avg. Stride Length [m]	5.9	7.5	7.4	7.4	7.4	7.4	7.1



- [] Ranking at each section and finish
- .-.- No data available at this section
- NA No data available



Horse/Jockey Name	Selling Sunset
Final Rank	5
Fastest Section Time (Section)	0:10.86 (Overall)
Top Speed [km/h] (Section)	71.2 (Overall)
Race State	Finished

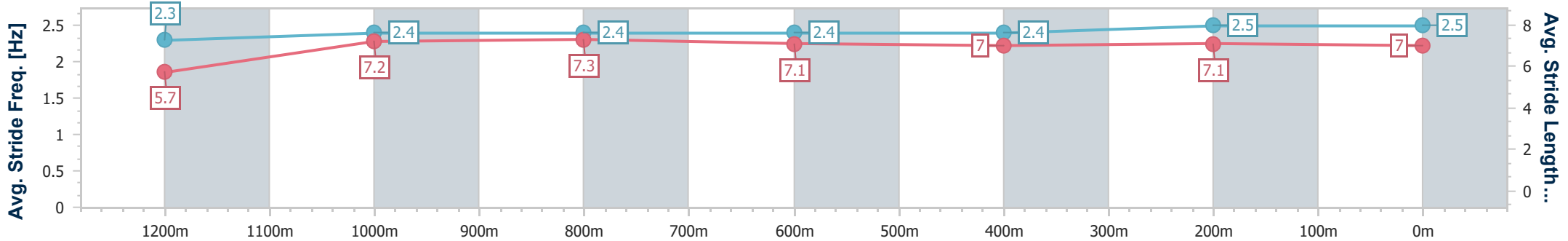
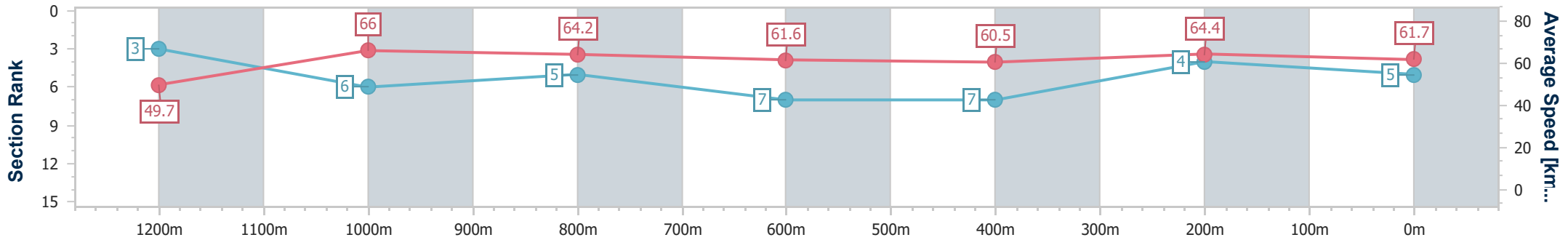


Doomben QLD Professional
Race 3: International Women's Day Fillies and Mares BM65 Handicap - 1350m
08 March 2023 - 14:49
Track Rating: Good 4, Weather: Overcast, Rail Position: +9.5m Entire Course



BRISBANE RACING CLUB

Section	Overall	1200m	1000m	800m	600m	400m	200m
Section Times	1:19.28 [5] (0:10.86)	1:08.42 [3] (0:10.92)	0:57.50 [6] (0:11.24)	0:46.26 [5] (0:11.66)	0:34.60 [7] (0:11.80)	0:22.80 [7] (0:11.13)	0:11.67 [4] (0:11.67)
Average Speed [km/h]	49.7	66.0	64.2	61.6	60.5	64.4	61.7
Top Speed [km/h]	71.2	69.1	66.5	64.3	62.0	66.9	64.1
Avg. Dist. to Rail [m]	2.2	0.3	0.4	0.6	1.7	1.3	0.3
Avg. Stride Freq. [Hz]	2.3	2.4	2.4	2.4	2.4	2.5	2.5
Avg. Stride Length [m]	5.7	7.2	7.3	7.1	7.0	7.1	7.0



- [] Ranking at each section and finish
- .-.- No data available at this section
- NA No data available



Horse/Jockey Name	Alfa Lily
Final Rank	6
Fastest Section Time (Section)	0:10.78 (1200m)
Top Speed [km/h] (Section)	67.4 (1200m)
Race State	Finished

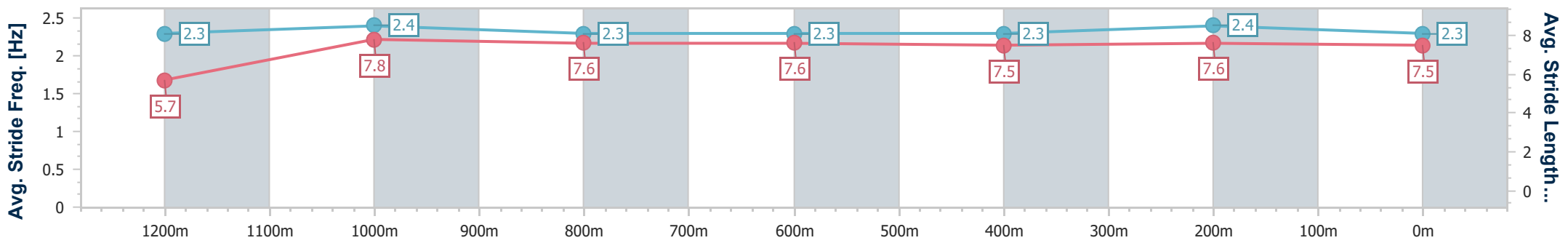
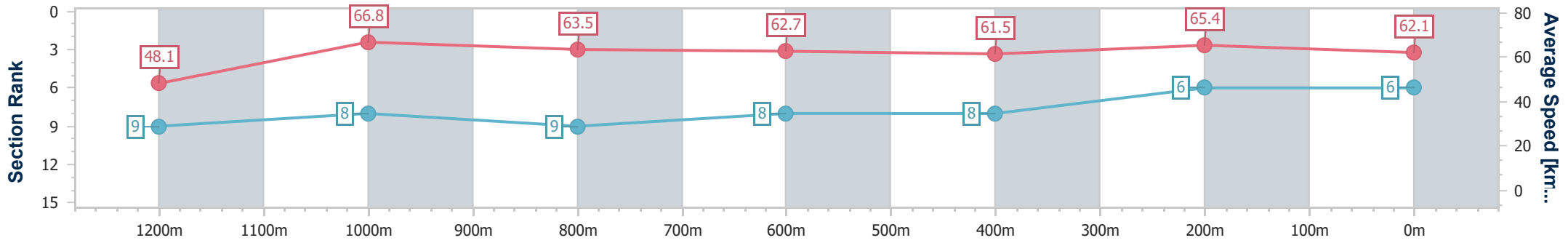


Doomben QLD Professional
Race 3: International Women's Day Fillies and Mares BM65 Handicap - 1350m
08 March 2023 - 14:49
Track Rating: Good 4, Weather: Overcast, Rail Position: +9.5m Entire Course



BRISBANE RACING CLUB

Section	Overall	1200m	1000m	800m	600m	400m	200m							
Section Times	1:19.28 [6] (0:11.22)	1:08.06 [9] (0:10.78)	0:57.28 [8] (0:11.39)	0:45.89 [9] (0:11.50)	0:34.39 [8] (0:11.73)	0:22.66 [8] (0:11.06)	0:11.60 [6] (0:11.60)							
Average Speed [km/h]	48.1	66.8	63.5	62.7	61.5	65.4	62.1							
Top Speed [km/h]	66.8	67.4	66.2	65.2	62.8	66.9	64.9							
Avg. Dist. to Rail [m]	4.9	1.9	1.0	0.4	0.4	3.2	4.6							
Avg. Stride Freq. [Hz]	2.3	2.4	2.3	2.3	2.3	2.4	2.3							
Avg. Stride Length [m]	5.7	7.8	7.6	7.6	7.5	7.6	7.5							



- [] Ranking at each section and finish
- .-.- No data available at this section
- NA No data available



Horse/Jockey Name	Kazza's Jet
Final Rank	7
Fastest Section Time (Section)	0:10.67 (1200m)
Top Speed [km/h] (Section)	71.5 (1200m)
Race State	Finished

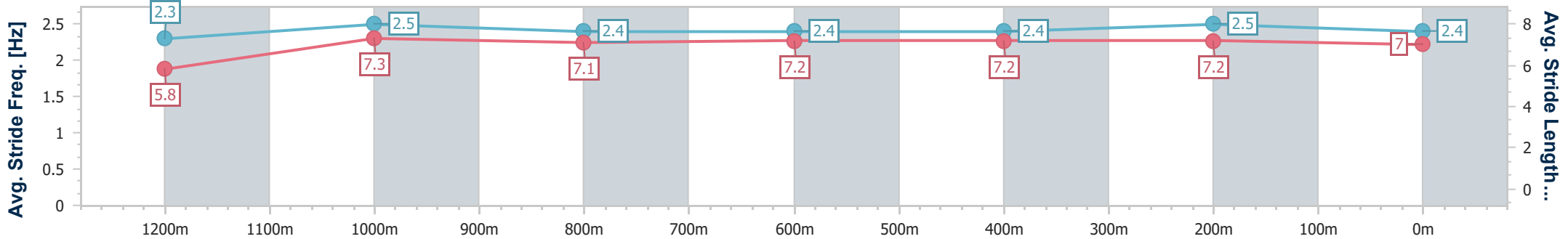
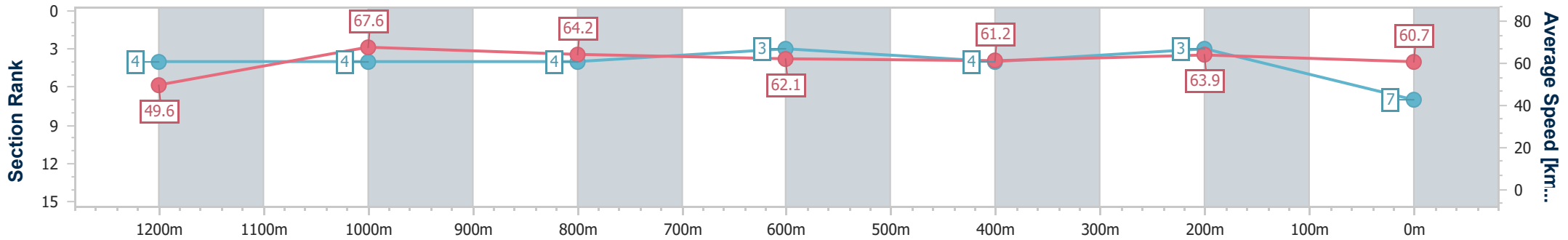


Doomben QLD Professional
Race 3: International Women's Day Fillies and Mares BM65 Handicap - 1350m
08 March 2023 - 14:49
Track Rating: Good 4, Weather: Overcast, Rail Position: +9.5m Entire Course



BRISBANE RACING CLUB

Section	Overall	1200m	1000m	800m	600m	400m	200m
Section Times	1:19.34 [7] (0:10.88)	1:08.46 [4] (0:10.67)	0:57.79 [4] (0:11.26)	0:46.53 [4] (0:11.63)	0:34.90 [3] (0:11.79)	0:23.11 [4] (0:11.24)	0:11.87 [3] (0:11.87)
Average Speed [km/h]	49.6	67.6	64.2	62.1	61.2	63.9	60.7
Top Speed [km/h]	67.2	71.5	65.6	63.9	63.5	65.2	63.5
Avg. Dist. to Rail [m]	5.4	1.6	1.3	1.1	0.3	1.2	0.6
Avg. Stride Freq. [Hz]	2.3	2.5	2.4	2.4	2.4	2.5	2.4
Avg. Stride Length [m]	5.8	7.3	7.1	7.2	7.2	7.2	7.0



- [] Ranking at each section and finish
- .-.- No data available at this section
- NA No data available



Horse/Jockey Name	Deep Romance
Final Rank	8
Fastest Section Time (Section)	0:10.94 (1200m)
Top Speed [km/h] (Section)	67.5 (1200m)
Race State	Finished

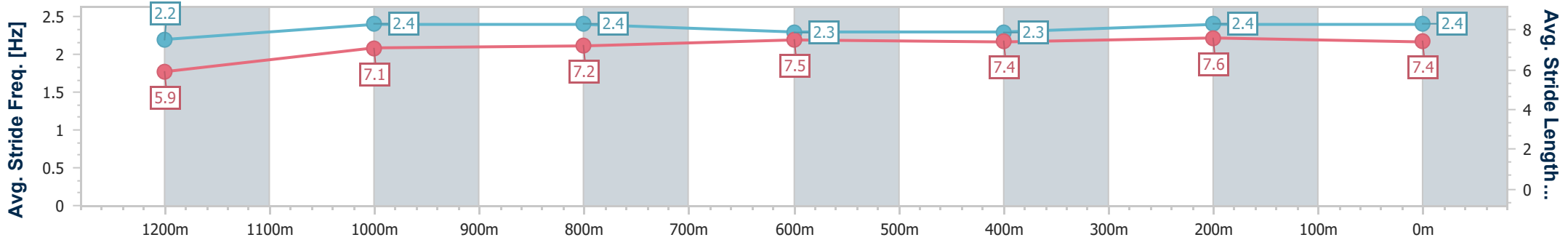
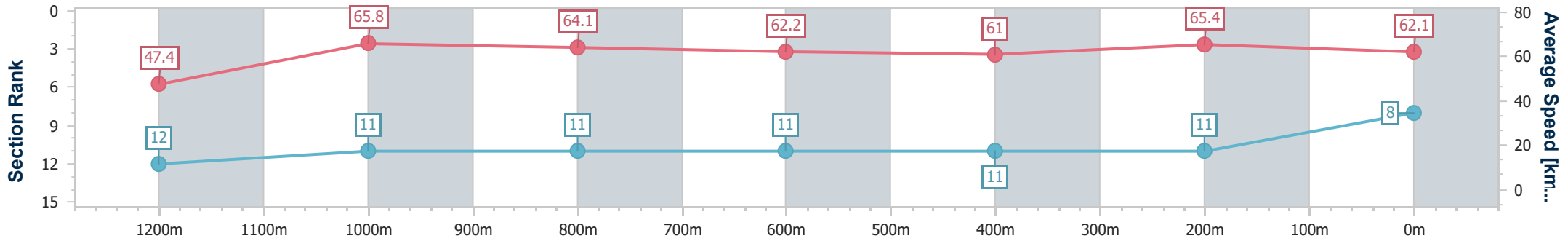


Doomben QLD Professional
Race 3: International Women's Day Fillies and Mares BM65
Handicap - 1350m
08 March 2023 - 14:49
Track Rating: Good 4, Weather: Overcast, Rail Position: +9.5m
Entire Course



BRISBANE
RACING CLUB

Section	Overall	1200m	1000m	800m	600m	400m	200m
Section Times	1:19.50 [8] (0:11.40)	1:08.10 [12] (0:10.94)	0:57.16 [11] (0:11.22)	0:45.94 [11] (0:11.59)	0:34.35 [11] (0:11.76)	0:22.59 [11] (0:11.02)	0:11.57 [11] (0:11.57)
Average Speed [km/h]	47.4	65.8	64.1	62.2	61.0	65.4	62.1
Top Speed [km/h]	66.2	67.5	66.6	64.3	62.2	67.0	66.3
Avg. Dist. to Rail [m]	4.8	0.4	0.2	0.2	0.4	1.1	0.7
Avg. Stride Freq. [Hz]	2.2	2.4	2.4	2.3	2.3	2.4	2.4
Avg. Stride Length [m]	5.9	7.1	7.2	7.5	7.4	7.6	7.4



- [] Ranking at each section and finish
- .-.- No data available at this section
- NA No data available



Horse/Jockey Name	Cassia Lane
Final Rank	9
Fastest Section Time (Section)	0:10.73 (1200m)
Top Speed [km/h] (Section)	69.2 (1200m)
Race State	Finished

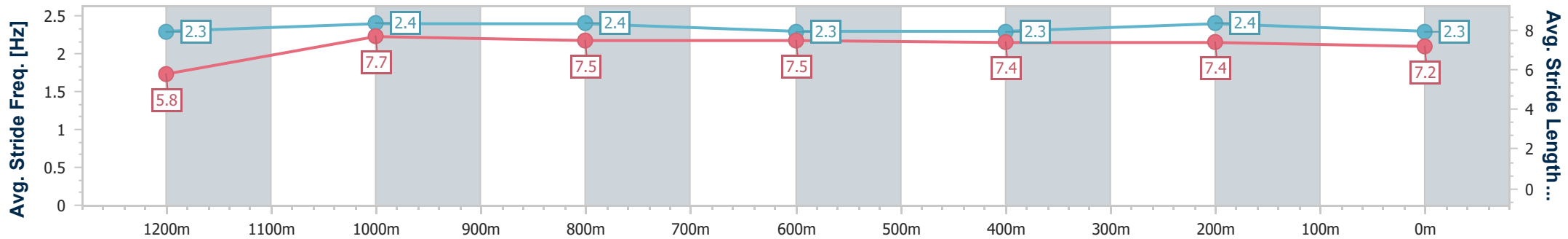
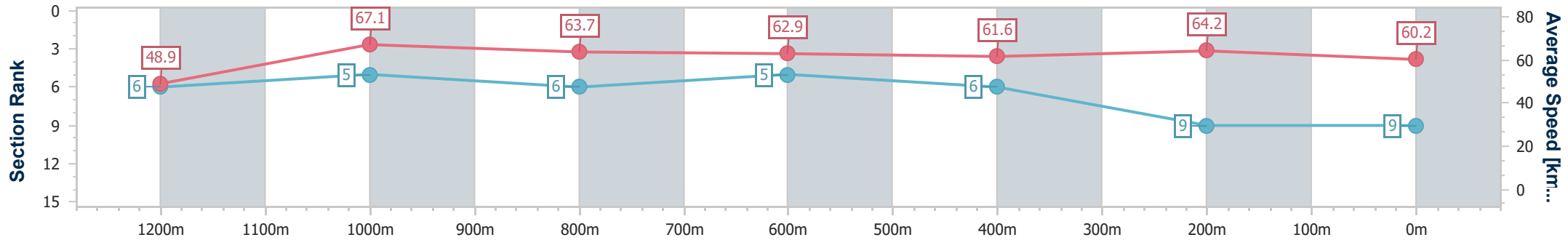


Doomben QLD Professional
Race 3: International Women's Day Fillies and Mares BM65
Handicap - 1350m
08 March 2023 - 14:49
Track Rating: Good 4, Weather: Overcast, Rail Position: +9.5m
Entire Course



BRISBANE
RACING CLUB

Section	Overall	1200m	1000m	800m	600m	400m	200m							
Section Times	1:19.69 [9] (0:11.02)	1:08.67 [6] (0:10.73)	0:57.94 [5] (0:11.33)	0:46.61 [6] (0:11.52)	0:35.09 [5] (0:11.84)	0:23.25 [6] (0:11.31)	0:11.94 [9] (0:11.94)							
Average Speed [km/h]	48.9	67.1	63.7	62.9	61.6	64.2	60.2							
Top Speed [km/h]	65.0	69.2	65.4	64.5	63.0	64.9	63.2							
Avg. Dist. to Rail [m]	9.1	3.8	1.3	1.4	2.4	4.8	6.0							
Avg. Stride Freq. [Hz]	2.3	2.4	2.4	2.3	2.3	2.4	2.3							
Avg. Stride Length [m]	5.8	7.7	7.5	7.5	7.4	7.4	7.2							



- [] Ranking at each section and finish
- .-.- No data available at this section
- NA No data available



Horse/Jockey Name	Blinding Light
Final Rank	10
Fastest Section Time (Section)	0:10.96 (1200m)
Top Speed [km/h] (Section)	66.7 (1200m)
Race State	Finished

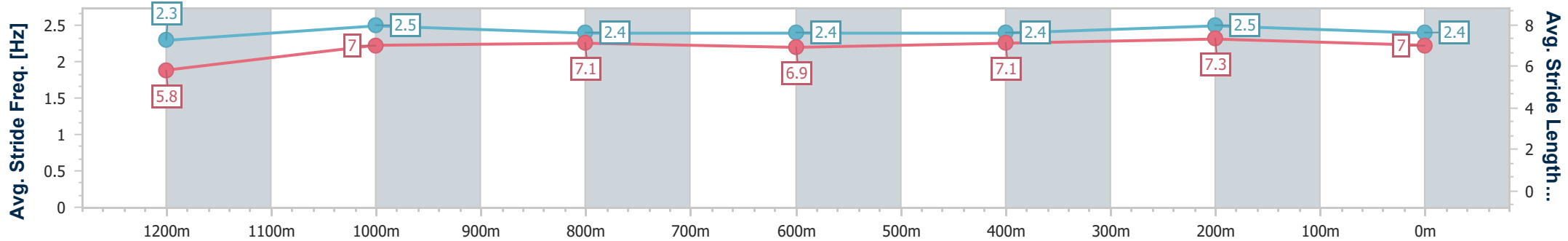
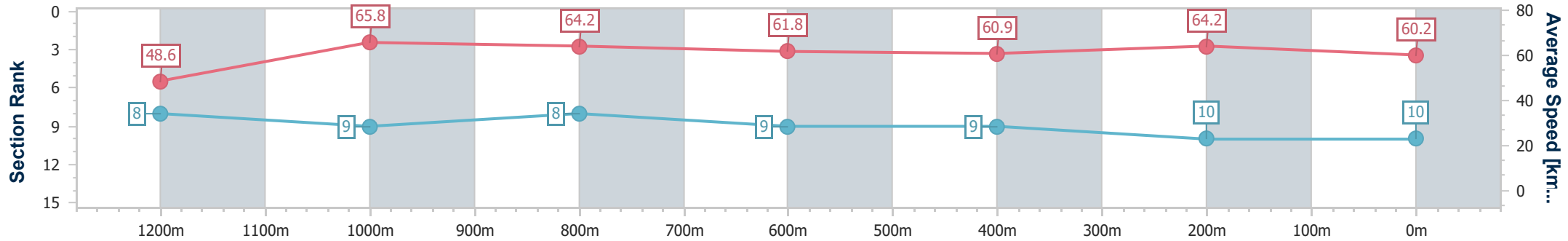


Doomben QLD Professional
Race 3: International Women's Day Fillies and Mares BM65
Handicap - 1350m
08 March 2023 - 14:49
Track Rating: Good 4, Weather: Overcast, Rail Position: +9.5m
Entire Course



BRISBANE
RACING CLUB

Section	Overall	1200m	1000m	800m	600m	400m	200m
Section Times	1:19.82 [10] (0:11.13)	1:08.69 [8] (0:10.96)	0:57.73 [9] (0:11.22)	0:46.51 [8] (0:11.63)	0:34.88 [9] (0:11.75)	0:23.13 [9] (0:11.16)	0:11.97 [10] (0:11.97)
Average Speed [km/h]	48.6	65.8	64.2	61.8	60.9	64.2	60.2
Top Speed [km/h]	65.5	66.7	66.6	63.8	62.3	65.2	64.2
Avg. Dist. to Rail [m]	0.7	0.4	0.3	0.1	1.1	1.7	0.3
Avg. Stride Freq. [Hz]	2.3	2.5	2.4	2.4	2.4	2.5	2.4
Avg. Stride Length [m]	5.8	7.0	7.1	6.9	7.1	7.3	7.0



- [] Ranking at each section and finish
- .-.- No data available at this section
- NA No data available



Horse/Jockey Name	Triple Citizen
Final Rank	11
Fastest Section Time (Section)	0:11.10 (400m)
Top Speed [km/h] (Section)	66.2 (400m)
Race State	Finished

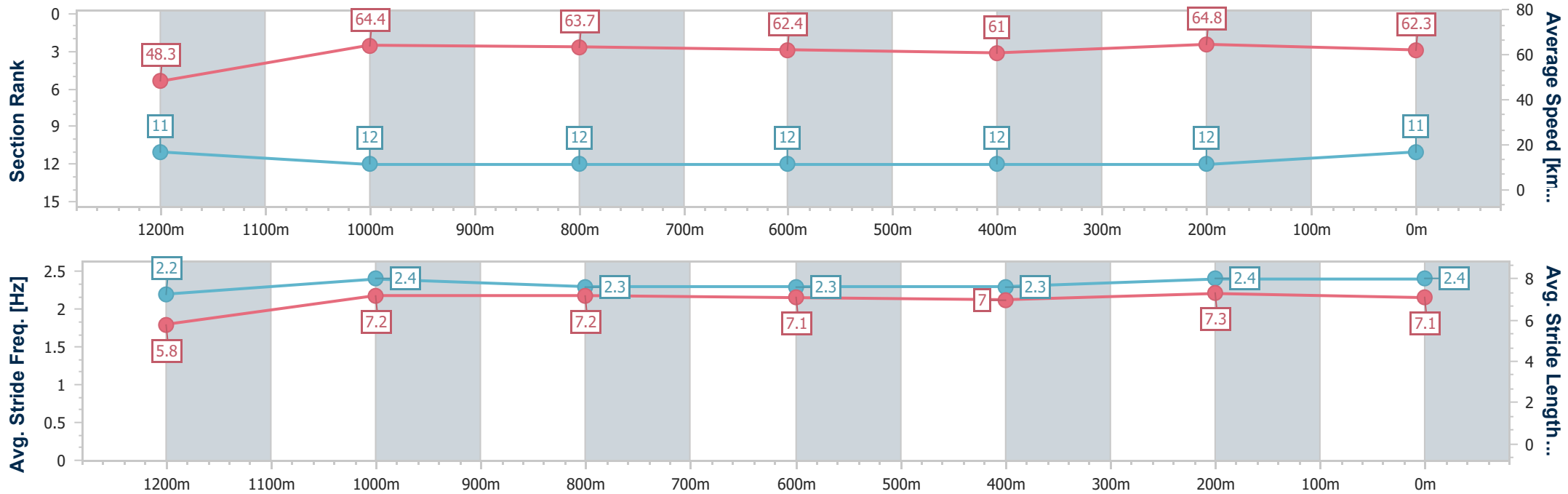


Doomben QLD Professional
Race 3: International Women's Day Fillies and Mares BM65
Handicap - 1350m
08 March 2023 - 14:49
Track Rating: Good 4, Weather: Overcast, Rail Position: +9.5m
Entire Course



BRISBANE
RACING CLUB

Section	Overall	1200m	1000m	800m	600m	400m	200m
Section Times	1:19.82 [11] (0:11.28)	1:08.54 [11] (0:11.18)	0:57.36 [12] (0:11.35)	0:46.01 [12] (0:11.57)	0:34.44 [12] (0:11.80)	0:22.64 [12] (0:11.10)	0:11.54 [12] (0:11.54)
Average Speed [km/h]	48.3	64.4	63.7	62.4	61.0	64.8	62.3
Top Speed [km/h]	61.6	65.8	66.0	63.7	62.3	66.2	65.5
Avg. Dist. to Rail [m]	1.6	1.5	1.2	0.8	0.7	0.8	2.9
Avg. Stride Freq. [Hz]	2.2	2.4	2.3	2.3	2.3	2.4	2.4
Avg. Stride Length [m]	5.8	7.2	7.2	7.1	7.0	7.3	7.1



- [] Ranking at each section and finish
- .-.- No data available at this section
- NA No data available



Horse/Jockey Name	Vital Source
Final Rank	12
Fastest Section Time (Section)	0:10.71 (Overall)
Top Speed [km/h] (Section)	68.4 (1200m)
Race State	Finished

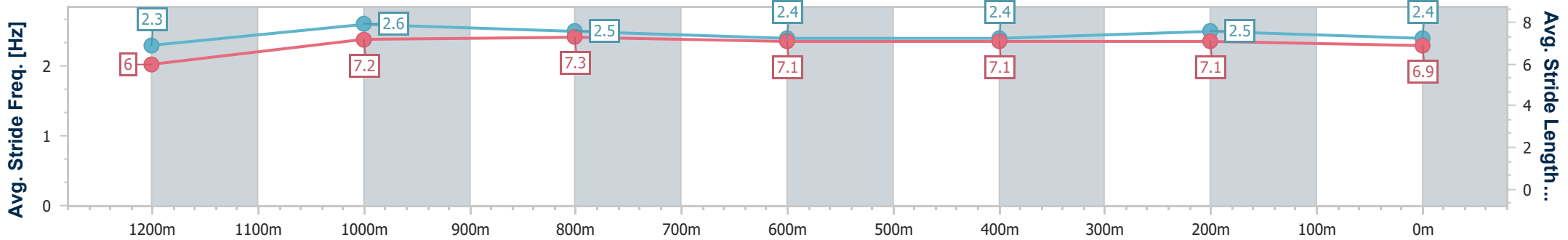
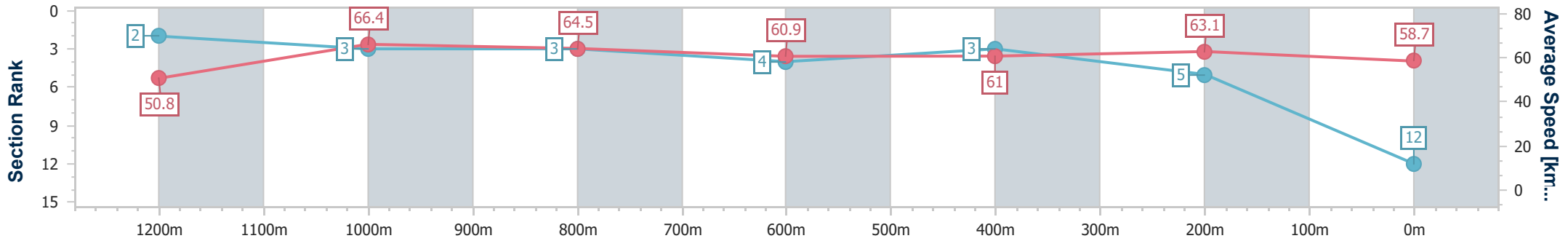


Doomben QLD Professional
Race 3: International Women's Day Fillies and Mares BM65 Handicap - 1350m
08 March 2023 - 14:49
Track Rating: Good 4, Weather: Overcast, Rail Position: +9.5m Entire Course



BRISBANE RACING CLUB

Section	Overall	1200m	1000m	800m	600m	400m	200m
Section Times	1:19.91 [12] (0:10.71)	1:09.20 [2] (0:10.84)	0:58.36 [3] (0:11.22)	0:47.14 [3] (0:11.79)	0:35.35 [4] (0:11.70)	0:23.65 [3] (0:11.38)	0:12.27 [5] (0:12.27)
Average Speed [km/h]	50.8	66.4	64.5	60.9	61.0	63.1	58.7
Top Speed [km/h]	67.5	68.4	66.8	62.4	62.3	64.3	63.6
Avg. Dist. to Rail [m]	4.9	1.2	1.3	0.8	1.6	1.1	2.0
Avg. Stride Freq. [Hz]	2.3	2.6	2.5	2.4	2.4	2.5	2.4
Avg. Stride Length [m]	6.0	7.2	7.3	7.1	7.1	7.1	6.9



- [] Ranking at each section and finish
- .-.- No data available at this section
- NA No data available