



Doomben QLD Professional

Race 1: QTIS Jewel Raceday 18 March Class 5 Handicap - 1650m

08 March 2023 - 13:38



BRISBANE
RACING CLUB

Track Rating: Good 4, Weather: Overcast, Rail Position: +9.5m Entire Course

| Section | | Overall | 1400m | 1200m | 1000m | 800m | 600m | 400m | Last 600m | | | | |
|-------------|---|----------------------|----------------------|----------------------|--------------------------|--------------------------|--------------------------|--------------------------|--------------------------|--------------------------|--------------------------|---------|------------------------|
| Field Times | | 1:38.52 (0:16.89) | 1:21.63 (0:11.60) | 1:10.03 (0:11.68) | 0:58.35 (0:11.90) | 0:46.45 (0:11.93) | 0:34.52 (0:11.57) | 0:22.95 (0:11.37) | 0:34.52 | | | | |
| Rank | TAB Horse/Jockey | Barrier | Top Speed [km/h] | Fastest Section | | | | | | | | | Distance Travelled [m] |
| 1 | 2 GHOSTWRITER Brodie Loy | 6 | 66.3 400m | 0:11.14 400m | 1:38.52 [1] (0:17.19) | 1:21.33 [4] (0:11.76) | 1:09.57 [5] (0:11.70) | 0:57.87 [4] (0:11.87) | 0:46.00 [4] (0:11.88) | 0:34.12 [4] (0:11.40) | 0:22.72 [4] (0:11.14) | 0:34.12 | |
| 2 | 3 OFFICE JIM Les Tilley | 7 | 66.2 Overall | 0:11.43 400m | 1:39.03 [2] (0:16.91) | 1:22.12 [2] (0:11.78) | 1:10.34 [3] (0:11.62) | 0:58.72 [2] (0:11.97) | 0:46.75 [2] (0:11.86) | 0:34.89 [2] (0:11.46) | 0:23.43 [2] (0:11.43) | 0:34.89 | +6 |
| 3 | 7 APPLECROSS Kyle Wilson-Taylor | 3 | 66.0 400m | 0:11.11 400m | 1:39.15 [3] (0:17.59) | 1:21.56 [7] (0:11.67) | 1:09.89 [7] (0:11.68) | 0:58.21 [7] (0:11.92) | 0:46.29 [6] (0:11.87) | 0:34.42 [6] (0:11.33) | 0:23.09 [5] (0:11.11) | 0:34.42 | +0 |
| 4 | 5 TINTINWIN Jaden Lloyd | 1 | 66.4 400m | 0:11.11 400m | 1:39.52 [4] (0:17.29) | 1:22.23 [5] (0:11.62) | 1:10.61 [4] (0:11.85) | 0:58.76 [5] (0:12.02) | 0:46.74 [5] (0:11.94) | 0:34.80 [5] (0:11.44) | 0:23.36 [6] (0:11.11) | 0:34.80 | +2 |
| 5 | 6 FLYING JOY Samantha Collett | 8 | 65.0 Overall | 0:11.53 400m | 1:39.67 [5] (0:16.89) | 1:22.78 [1] (0:11.60) | 1:11.18 [1] (0:11.68) | 0:59.50 [1] (0:11.90) | 0:47.60 [1] (0:11.93) | 0:35.67 [1] (0:11.57) | 0:24.10 [1] (0:11.53) | 0:35.67 | +2 |
| 6 | 4 GENTLE PRINCE Wendy Peel | 5 | 64.2 400m | 0:11.43 400m | 1:40.09 [6] (0:16.96) | 1:23.13 [3] (0:11.73) | 1:11.40 [2] (0:11.85) | 0:59.55 [3] (0:11.99) | 0:47.56 [3] (0:11.95) | 0:35.61 [3] (0:11.47) | 0:24.14 [3] (0:11.43) | 0:35.61 | -1 |
| 7 | 8 GIVEITALLALI Rikki Jamieson | 2 | 64.7 400m | 0:11.46 400m | 1:40.14 [7] (0:17.38) | 1:22.76 [6] (0:11.80) | 1:10.96 [6] (0:11.77) | 0:59.19 [6] (0:12.14) | 0:47.05 [7] (0:11.88) | 0:35.17 [7] (0:11.50) | 0:23.67 [7] (0:11.46) | 0:35.17 | +1 |

Did Not Finish: Rule The World (#1)

[] Ranking at each section and finish
 -:-:- No data available at this section
 NA No data available

SCN Saddle cloth number
 DNF Did not finish
 DNT Did not track



Doomben QLD Professional

Race 1: QTIS Jewel Raceday 18 March Class 5 Handicap - 1650m

08 March 2023 - 13:38



BRISBANE
RACING CLUB

Track Rating: Good 4, Weather: Overcast, Rail Position: +9.5m Entire Course

| Section | | | | 200m | | | | Last 600m | |
|-------------|-----|---|---------|----------------------|-----------------|--------------------------|---------|-----------|------------------------|
| Field Times | | | | 0:11.58 (0:11.58) | | | | 0:34.52 | |
| Rank | TAB | Horse/Jockey | Barrier | Top Speed [km/h] | Fastest Section | Margin | | | Distance Travelled [m] |
| 1 | 2 | GHOSTWRITER Brodie Loy | 6 | 66.3 400m | 0:11.14 400m | 0:11.58 [1] (0:11.58) | 1:38.52 | | 0:34.12 |
| 2 | 3 | OFFICE JIM Les Tilley | 7 | 66.2 Overall | 0:11.43 400m | 0:12.00 [2] (0:12.00) | 3.05L | | 0:34.89 +6 |
| 3 | 7 | APPLECROSS Kyle Wilson-Taylor | 3 | 66.0 400m | 0:11.11 400m | 0:11.98 [4] (0:11.98) | 3.72L | | 0:34.42 +0 |
| 4 | 5 | TINTINWIN Jaden Lloyd | 1 | 66.4 400m | 0:11.11 400m | 0:12.25 [5] (0:12.25) | 5.89L | | 0:34.80 +2 |
| 5 | 6 | FLYING JOY Samantha Collett | 8 | 65.0 Overall | 0:11.53 400m | 0:12.57 [3] (0:12.57) | 6.78L | | 0:35.67 +2 |
| 6 | 4 | GENTLE PRINCE Wendy Peel | 5 | 64.2 400m | 0:11.43 400m | 0:12.71 [6] (0:12.71) | 9.28L | | 0:35.61 -1 |
| 7 | 8 | GIVEITALLALI Rikki Jamieson | 2 | 64.7 400m | 0:11.46 400m | 0:12.21 [7] (0:12.21) | 9.54L | | 0:35.17 +1 |

Did Not Finish: Rule The World (#1)



| | |
|--------------------------------|----------------|
| Horse/Jockey Name | Ghostwriter |
| Final Rank | 1 |
| Fastest Section Time (Section) | 0:11.14 (400m) |
| Top Speed [km/h] (Section) | 66.3 (400m) |
| Race State | Finished |

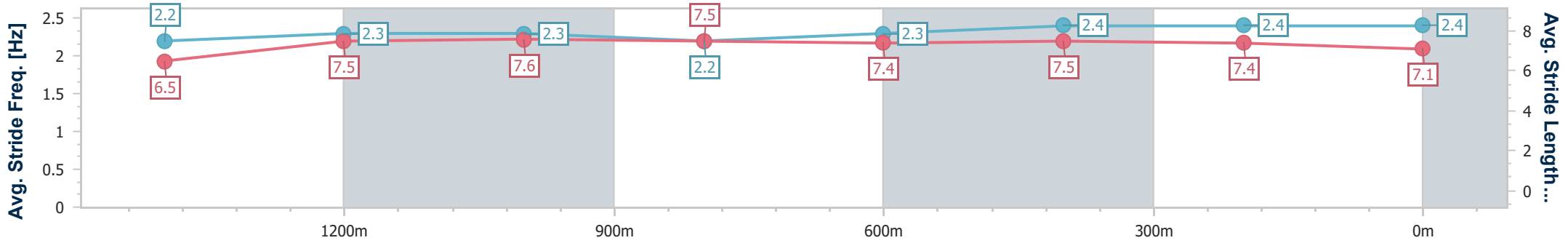
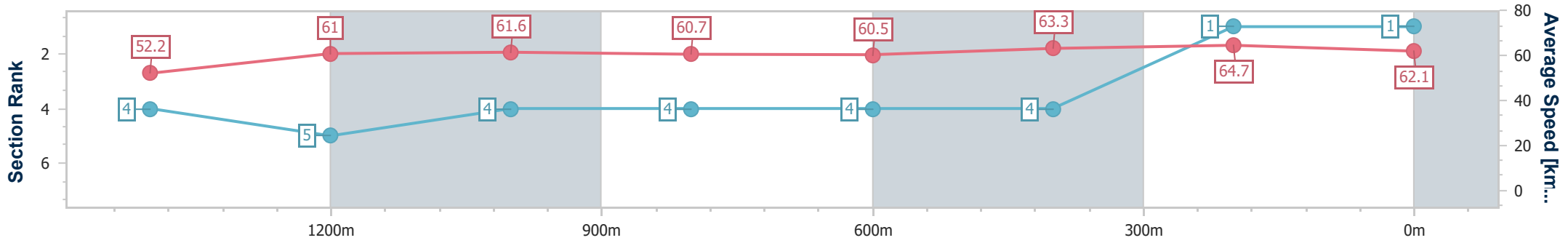


Doomben QLD Professional
Race 1: QTIS Jewel Raceday 18 March Class 5 Handicap - 1650m
08 March 2023 - 13:38
Track Rating: Good 4, Weather: Overcast, Rail Position: +9.5m Entire Course



BRISBANE RACING CLUB

| Section | Overall | 1400m | 1200m | 1000m | 800m | 600m | 400m | 200m | | | | | | |
|------------------------|--------------------------|--------------------------|--------------------------|--------------------------|--------------------------|--------------------------|--------------------------|--------------------------|--|--|--|--|--|--|
| Section Times | 1:38.52 [1] (0:17.19) | 1:21.33 [4] (0:11.76) | 1:09.57 [5] (0:11.70) | 0:57.87 [4] (0:11.87) | 0:46.00 [4] (0:11.88) | 0:34.12 [4] (0:11.40) | 0:22.72 [4] (0:11.14) | 0:11.58 [1] (0:11.58) | | | | | | |
| Average Speed [km/h] | 52.2 | 61.0 | 61.6 | 60.7 | 60.5 | 63.3 | 64.7 | 62.1 | | | | | | |
| Top Speed [km/h] | 63.3 | 61.6 | 62.3 | 62.3 | 63.1 | 64.2 | 66.3 | 65.5 | | | | | | |
| Avg. Dist. to Rail [m] | 1.4 | 0.5 | 0.5 | 0.5 | 0.2 | 0.4 | 0.8 | 0.7 | | | | | | |
| Avg. Stride Freq. [Hz] | 2.2 | 2.3 | 2.3 | 2.2 | 2.3 | 2.4 | 2.4 | 2.4 | | | | | | |
| Avg. Stride Length [m] | 6.5 | 7.5 | 7.6 | 7.5 | 7.4 | 7.5 | 7.4 | 7.1 | | | | | | |



- [] Ranking at each section and finish
- .-.- No data available at this section
- NA No data available



| | |
|--------------------------------|----------------|
| Horse/Jockey Name | Office Jim |
| Final Rank | 2 |
| Fastest Section Time (Section) | 0:11.43 (400m) |
| Top Speed [km/h] (Section) | 66.2 (Overall) |
| Race State | Finished |

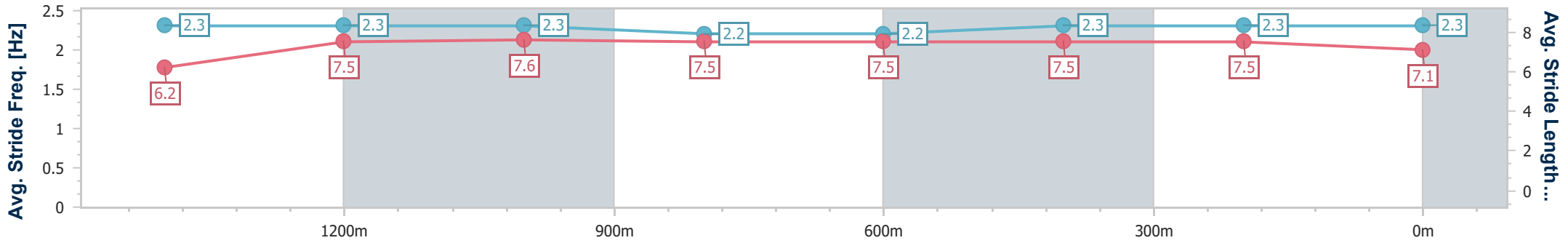
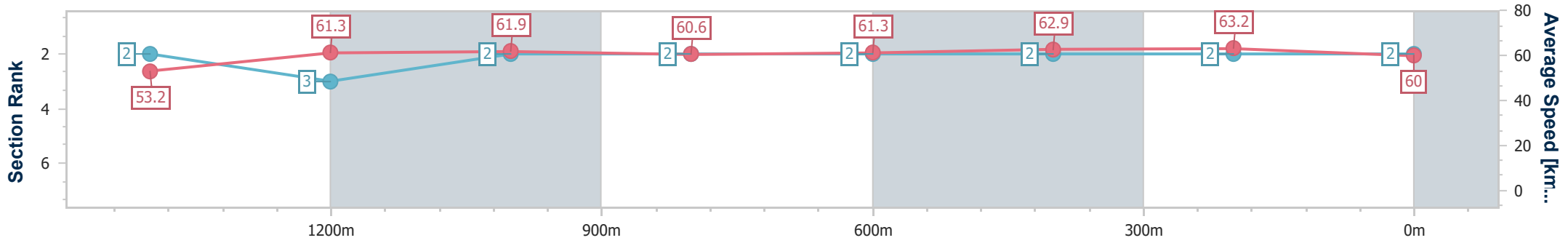


Doomben QLD Professional
Race 1: QTIS Jewel Raceday 18 March Class 5 Handicap - 1650m
08 March 2023 - 13:38
Track Rating: Good 4, Weather: Overcast, Rail Position: +9.5m Entire Course



BRISBANE RACING CLUB

| Section | Overall | 1400m | 1200m | 1000m | 800m | 600m | 400m | 200m | | | | | | |
|------------------------|--------------------------|--------------------------|--------------------------|--------------------------|--------------------------|--------------------------|--------------------------|--------------------------|--|--|--|--|--|--|
| Section Times | 1:39.03 [2] (0:16.91) | 1:22.12 [2] (0:11.78) | 1:10.34 [3] (0:11.62) | 0:58.72 [2] (0:11.97) | 0:46.75 [2] (0:11.86) | 0:34.89 [2] (0:11.46) | 0:23.43 [2] (0:11.43) | 0:12.00 [2] (0:12.00) | | | | | | |
| Average Speed [km/h] | 53.2 | 61.3 | 61.9 | 60.6 | 61.3 | 62.9 | 63.2 | 60.0 | | | | | | |
| Top Speed [km/h] | 66.2 | 62.6 | 62.8 | 61.7 | 63.3 | 63.7 | 63.9 | 62.2 | | | | | | |
| Avg. Dist. to Rail [m] | 1.2 | 1.2 | 3.0 | 2.2 | 2.1 | 0.6 | 1.5 | 1.3 | | | | | | |
| Avg. Stride Freq. [Hz] | 2.3 | 2.3 | 2.3 | 2.2 | 2.2 | 2.3 | 2.3 | 2.3 | | | | | | |
| Avg. Stride Length [m] | 6.2 | 7.5 | 7.6 | 7.5 | 7.5 | 7.5 | 7.5 | 7.1 | | | | | | |



- [] Ranking at each section and finish
- .-.- No data available at this section
- NA No data available



| | |
|--------------------------------|----------------|
| Horse/Jockey Name | Applecross |
| Final Rank | 3 |
| Fastest Section Time (Section) | 0:11.11 (400m) |
| Top Speed [km/h] (Section) | 66.0 (400m) |
| Race State | Finished |

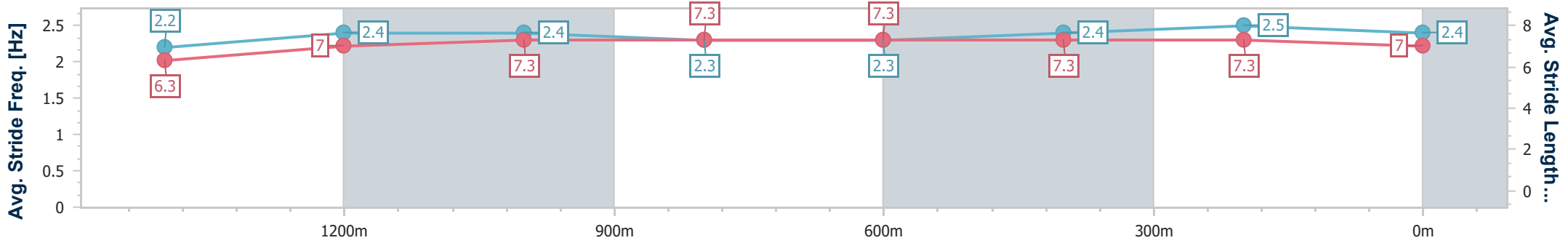
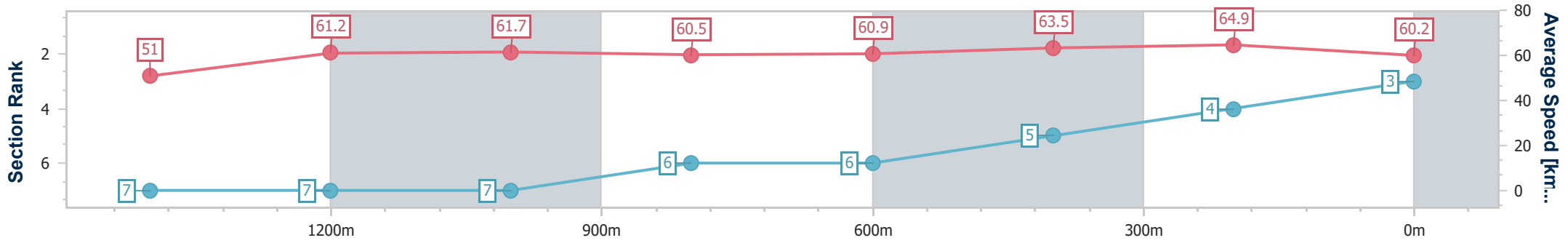


Doomben QLD Professional
Race 1: QTIS Jewel Raceday 18 March Class 5 Handicap - 1650m
08 March 2023 - 13:38
Track Rating: Good 4, Weather: Overcast, Rail Position: +9.5m Entire Course



BRISBANE
RACING CLUB

| Section | Overall | 1400m | 1200m | 1000m | 800m | 600m | 400m | 200m | | | | | | |
|------------------------|--------------------------|--------------------------|--------------------------|--------------------------|--------------------------|--------------------------|--------------------------|--------------------------|--|--|--|--|--|--|
| Section Times | 1:39.15 [3] (0:17.59) | 1:21.56 [7] (0:11.67) | 1:09.89 [7] (0:11.68) | 0:58.21 [7] (0:11.92) | 0:46.29 [6] (0:11.87) | 0:34.42 [6] (0:11.33) | 0:23.09 [5] (0:11.11) | 0:11.98 [4] (0:11.98) | | | | | | |
| Average Speed [km/h] | 51.0 | 61.2 | 61.7 | 60.5 | 60.9 | 63.5 | 64.9 | 60.2 | | | | | | |
| Top Speed [km/h] | 63.0 | 63.1 | 63.2 | 62.6 | 63.3 | 64.5 | 66.0 | 63.5 | | | | | | |
| Avg. Dist. to Rail [m] | 1.8 | 1.2 | 0.5 | 0.4 | 0.7 | 0.6 | 2.7 | 4.0 | | | | | | |
| Avg. Stride Freq. [Hz] | 2.2 | 2.4 | 2.4 | 2.3 | 2.3 | 2.4 | 2.5 | 2.4 | | | | | | |
| Avg. Stride Length [m] | 6.3 | 7.0 | 7.3 | 7.3 | 7.3 | 7.3 | 7.3 | 7.0 | | | | | | |



- [] Ranking at each section and finish
- .-.- No data available at this section
- NA No data available



| | |
|--------------------------------|----------------|
| Horse/Jockey Name | Tintinwin |
| Final Rank | 4 |
| Fastest Section Time (Section) | 0:11.11 (400m) |
| Top Speed [km/h] (Section) | 66.4 (400m) |
| Race State | Finished |

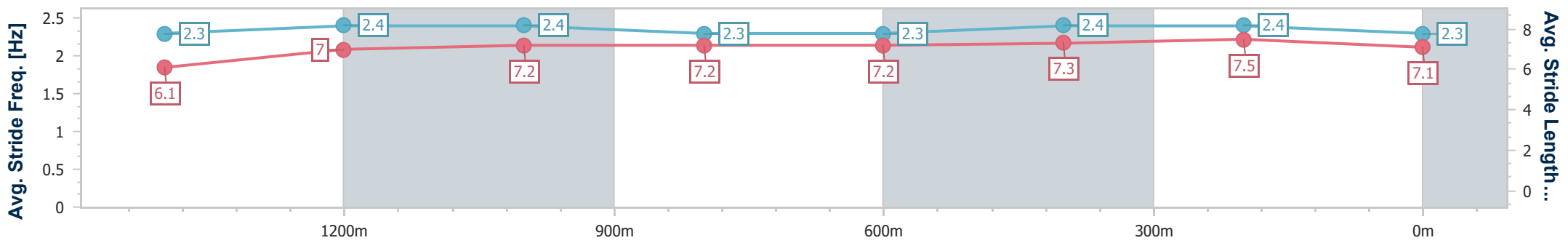
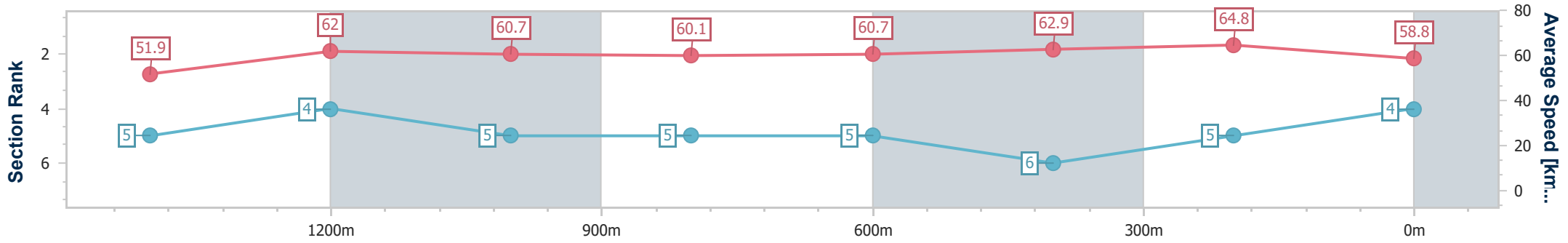


Doomben QLD Professional
Race 1: QTIS Jewel Raceday 18 March Class 5 Handicap - 1650m
08 March 2023 - 13:38
Track Rating: Good 4, Weather: Overcast, Rail Position: +9.5m Entire Course



BRISBANE RACING CLUB

| Section | Overall | 1400m | 1200m | 1000m | 800m | 600m | 400m | 200m | | | | | | |
|------------------------|--------------------------|--------------------------|--------------------------|--------------------------|--------------------------|--------------------------|--------------------------|--------------------------|--|--|--|--|--|--|
| Section Times | 1:39.52 [4] (0:17.29) | 1:22.23 [5] (0:11.62) | 1:10.61 [4] (0:11.85) | 0:58.76 [5] (0:12.02) | 0:46.74 [5] (0:11.94) | 0:34.80 [5] (0:11.44) | 0:23.36 [6] (0:11.11) | 0:12.25 [5] (0:12.25) | | | | | | |
| Average Speed [km/h] | 51.9 | 62.0 | 60.7 | 60.1 | 60.7 | 62.9 | 64.8 | 58.8 | | | | | | |
| Top Speed [km/h] | 63.2 | 63.6 | 62.3 | 61.8 | 62.0 | 63.5 | 66.4 | 63.3 | | | | | | |
| Avg. Dist. to Rail [m] | 1.8 | 0.5 | 1.1 | 0.9 | 1.0 | 0.7 | 0.9 | 0.7 | | | | | | |
| Avg. Stride Freq. [Hz] | 2.3 | 2.4 | 2.4 | 2.3 | 2.3 | 2.4 | 2.4 | 2.3 | | | | | | |
| Avg. Stride Length [m] | 6.1 | 7.0 | 7.2 | 7.2 | 7.2 | 7.3 | 7.5 | 7.1 | | | | | | |



- [] Ranking at each section and finish
- .-.- No data available at this section
- NA No data available



| | |
|--------------------------------|----------------|
| Horse/Jockey Name | Flying Joy |
| Final Rank | 5 |
| Fastest Section Time (Section) | 0:11.53 (400m) |
| Top Speed [km/h] (Section) | 65.0 (Overall) |
| Race State | Finished |

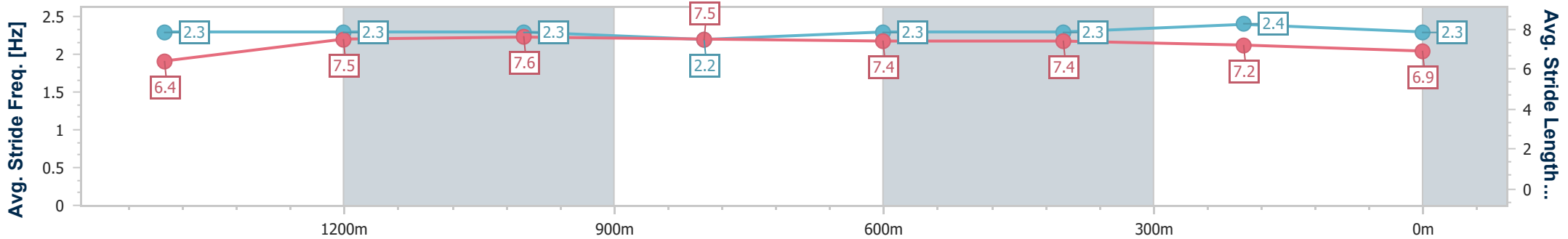
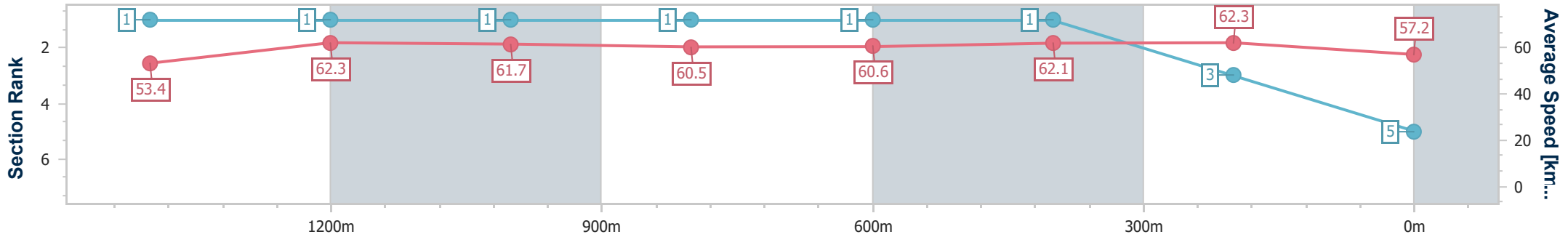


Doomben QLD Professional
Race 1: QTIS Jewel Raceday 18 March Class 5 Handicap - 1650m
08 March 2023 - 13:38
Track Rating: Good 4, Weather: Overcast, Rail Position: +9.5m Entire Course



BRISBANE RACING CLUB

| Section | Overall | 1400m | 1200m | 1000m | 800m | 600m | 400m | 200m | | | | | | |
|------------------------|--------------------------|--------------------------|--------------------------|--------------------------|--------------------------|--------------------------|--------------------------|--------------------------|--|--|--|--|--|--|
| Section Times | 1:39.67 [5] (0:16.89) | 1:22.78 [1] (0:11.60) | 1:11.18 [1] (0:11.68) | 0:59.50 [1] (0:11.90) | 0:47.60 [1] (0:11.93) | 0:35.67 [1] (0:11.57) | 0:24.10 [1] (0:11.53) | 0:12.57 [3] (0:12.57) | | | | | | |
| Average Speed [km/h] | 53.4 | 62.3 | 61.7 | 60.5 | 60.6 | 62.1 | 62.3 | 57.2 | | | | | | |
| Top Speed [km/h] | 65.0 | 63.4 | 62.4 | 62.1 | 62.4 | 63.0 | 63.5 | 60.4 | | | | | | |
| Avg. Dist. to Rail [m] | 2.3 | 0.9 | 0.4 | 0.2 | 0.5 | 0.7 | 0.4 | 0.9 | | | | | | |
| Avg. Stride Freq. [Hz] | 2.3 | 2.3 | 2.3 | 2.2 | 2.3 | 2.3 | 2.4 | 2.3 | | | | | | |
| Avg. Stride Length [m] | 6.4 | 7.5 | 7.6 | 7.5 | 7.4 | 7.4 | 7.2 | 6.9 | | | | | | |



- [] Ranking at each section and finish
- .-.- No data available at this section
- NA No data available



| | |
|--------------------------------|----------------|
| Horse/Jockey Name | Gentle Prince |
| Final Rank | 6 |
| Fastest Section Time (Section) | 0:11.43 (400m) |
| Top Speed [km/h] (Section) | 64.2 (400m) |
| Race State | Finished |

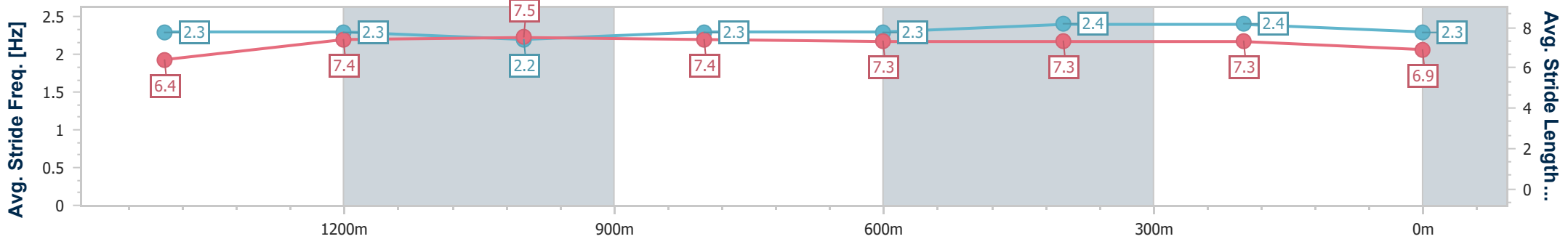
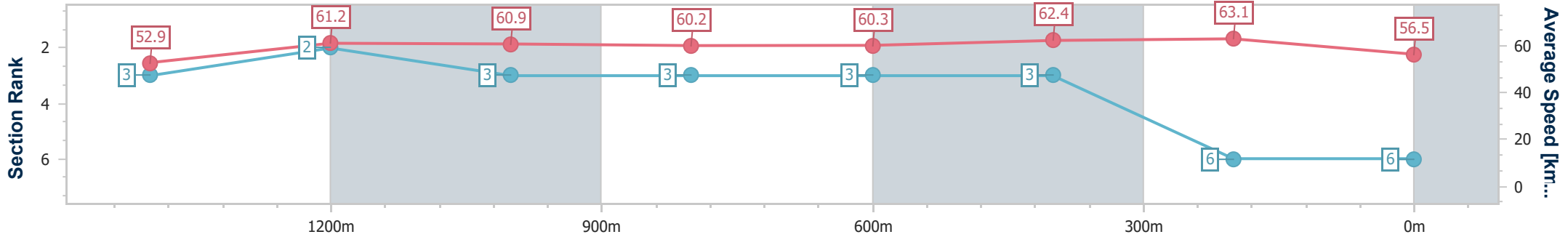


Doomben QLD Professional
Race 1: QTIS Jewel Raceday 18 March Class 5 Handicap - 1650m
 08 March 2023 - 13:38
 Track Rating: Good 4, Weather: Overcast, Rail Position: +9.5m
 Entire Course



BRISBANE
RACING CLUB

| Section | Overall | 1400m | 1200m | 1000m | 800m | 600m | 400m | 200m | | | | | | |
|------------------------|--------------------------|--------------------------|--------------------------|--------------------------|--------------------------|--------------------------|--------------------------|--------------------------|--|--|--|--|--|--|
| Section Times | 1:40.09 [6] (0:16.96) | 1:23.13 [3] (0:11.73) | 1:11.40 [2] (0:11.85) | 0:59.55 [3] (0:11.99) | 0:47.56 [3] (0:11.95) | 0:35.61 [3] (0:11.47) | 0:24.14 [3] (0:11.43) | 0:12.71 [6] (0:12.71) | | | | | | |
| Average Speed [km/h] | 52.9 | 61.2 | 60.9 | 60.2 | 60.3 | 62.4 | 63.1 | 56.5 | | | | | | |
| Top Speed [km/h] | 63.9 | 63.2 | 62.0 | 61.7 | 62.0 | 63.7 | 64.2 | 62.3 | | | | | | |
| Avg. Dist. to Rail [m] | 1.1 | 0.7 | 1.0 | 0.6 | 0.3 | 0.6 | 0.9 | 1.5 | | | | | | |
| Avg. Stride Freq. [Hz] | 2.3 | 2.3 | 2.2 | 2.3 | 2.3 | 2.4 | 2.4 | 2.3 | | | | | | |
| Avg. Stride Length [m] | 6.4 | 7.4 | 7.5 | 7.4 | 7.3 | 7.3 | 7.3 | 6.9 | | | | | | |



- [] Ranking at each section and finish
- .-.- No data available at this section
- NA No data available



| | |
|--------------------------------|----------------|
| Horse/Jockey Name | Giveitallali |
| Final Rank | 7 |
| Fastest Section Time (Section) | 0:11.46 (400m) |
| Top Speed [km/h] (Section) | 64.7 (400m) |
| Race State | Finished |

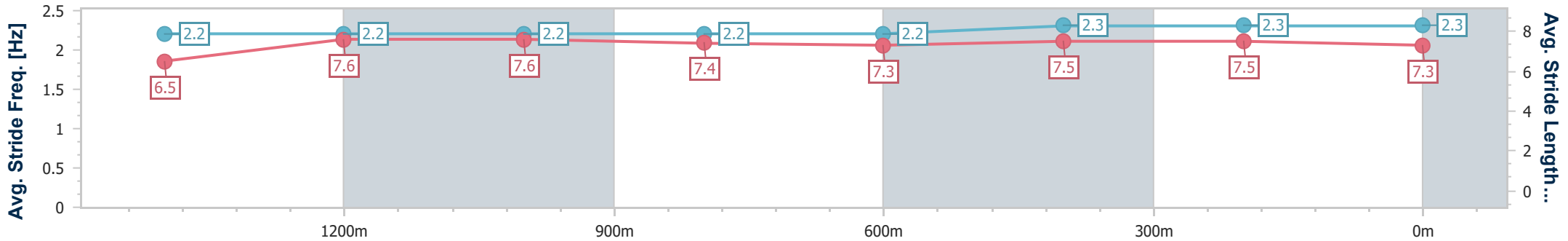
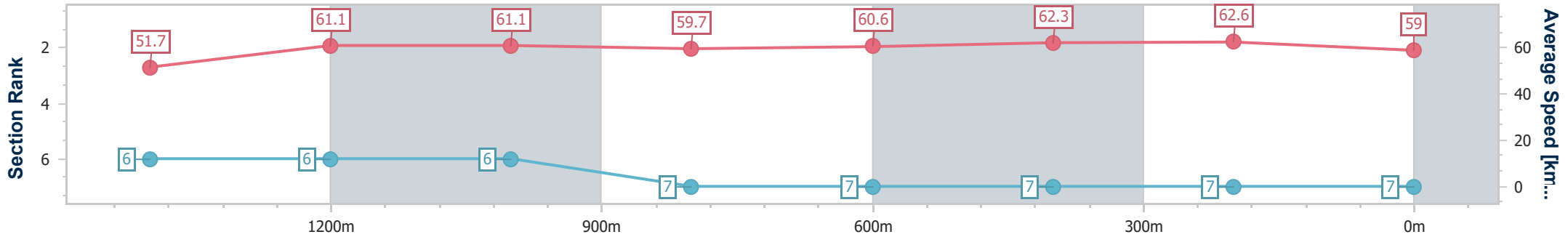


Doomben QLD Professional
Race 1: QTIS Jewel Raceday 18 March Class 5 Handicap - 1650m
08 March 2023 - 13:38
Track Rating: Good 4, Weather: Overcast, Rail Position: +9.5m
Entire Course



BRISBANE
RACING CLUB

| Section | Overall | 1400m | 1200m | 1000m | 800m | 600m | 400m | 200m | | | | | | |
|------------------------|--------------------------|--------------------------|--------------------------|--------------------------|--------------------------|--------------------------|--------------------------|--------------------------|--|--|--|--|--|--|
| Section Times | 1:40.14 [7] (0:17.38) | 1:22.76 [6] (0:11.80) | 1:10.96 [6] (0:11.77) | 0:59.19 [6] (0:12.14) | 0:47.05 [7] (0:11.88) | 0:35.17 [7] (0:11.50) | 0:23.67 [7] (0:11.46) | 0:12.21 [7] (0:12.21) | | | | | | |
| Average Speed [km/h] | 51.7 | 61.1 | 61.1 | 59.7 | 60.6 | 62.3 | 62.6 | 59.0 | | | | | | |
| Top Speed [km/h] | 62.9 | 62.4 | 62.4 | 61.7 | 61.7 | 63.0 | 64.7 | 62.0 | | | | | | |
| Avg. Dist. to Rail [m] | 1.5 | 0.4 | 1.7 | 2.1 | 0.3 | 0.6 | 1.1 | 3.1 | | | | | | |
| Avg. Stride Freq. [Hz] | 2.2 | 2.2 | 2.2 | 2.2 | 2.2 | 2.3 | 2.3 | 2.3 | | | | | | |
| Avg. Stride Length [m] | 6.5 | 7.6 | 7.6 | 7.4 | 7.3 | 7.5 | 7.5 | 7.3 | | | | | | |



- [] Ranking at each section and finish
- .-.- No data available at this section
- NA No data available



| | |
|--------------------------------|-------------------|
| Horse/Jockey Name | Rule The World |
| Final Rank | 2147483647 |
| Fastest Section Time (Section) | 0:00.00 (Overall) |
| Top Speed [km/h] (Section) | -- |
| Race State | DidNotFinish |

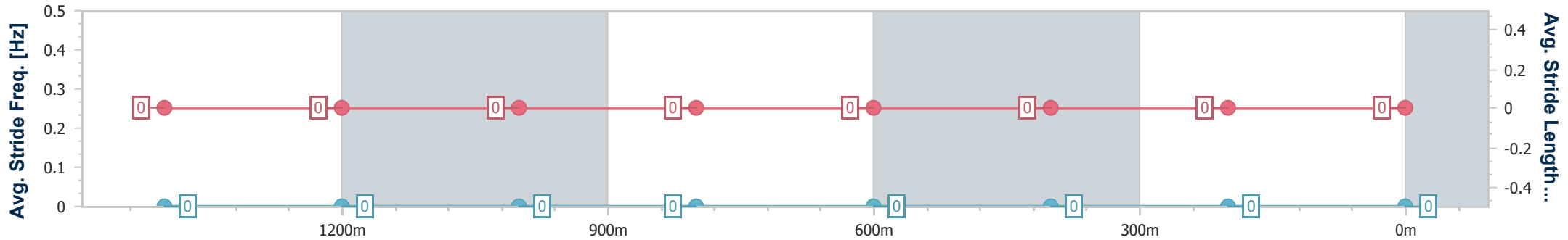
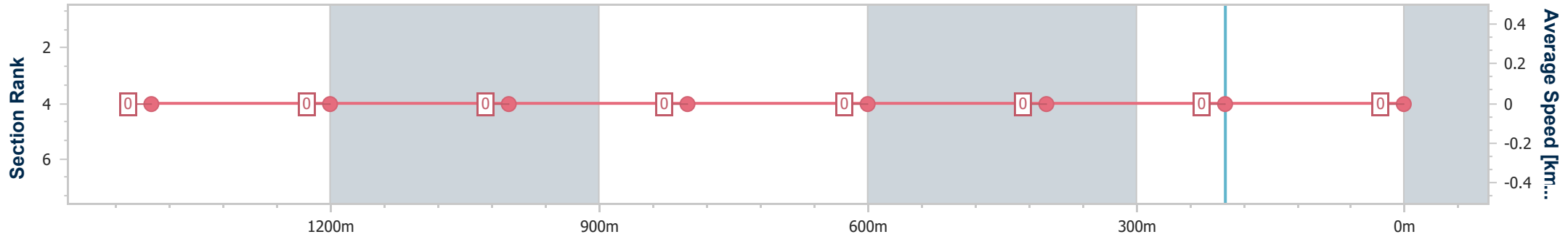


Doomben QLD Professional
Race 1: QTIS Jewel Raceday 18 March Class 5 Handicap - 1650m
08 March 2023 - 13:38
Track Rating: Good 4, Weather: Overcast, Rail Position: +9.5m Entire Course



BRISBANE
RACING CLUB

| Section | Overall | 1400m | 1200m | 1000m | 800m | 600m | 400m | 200m | | | | | | |
|------------------------|---------|-------|-------|-------|------|------|------|------|--|--|--|--|--|--|
| Section Times | --- | --- | --- | --- | --- | --- | --- | --- | | | | | | |
| Average Speed [km/h] | 0.0 | 0.0 | 0.0 | 0.0 | 0.0 | 0.0 | 0.0 | 0.0 | | | | | | |
| Top Speed [km/h] | -- | -- | -- | -- | -- | -- | -- | -- | | | | | | |
| Avg. Dist. to Rail [m] | 0.0 | 0.0 | 0.0 | 0.0 | 0.0 | 0.0 | 0.0 | 0.0 | | | | | | |
| Avg. Stride Freq. [Hz] | -- | -- | -- | -- | -- | -- | -- | -- | | | | | | |
| Avg. Stride Length [m] | -- | -- | -- | -- | -- | -- | -- | -- | | | | | | |



- [] Ranking at each section and finish
- No data available at this section
- NA No data available