

05 March 2023 - 16:50

Track Rating: Good 4, Weather: Fine, Rail Position: True Entire Course

| Section |                                              | Field Times          |                      |                      |                          |                          |                          |                          |                          |                          |                    |  | Last 600m |  |  |        |                        |
|---------|----------------------------------------------|----------------------|----------------------|----------------------|--------------------------|--------------------------|--------------------------|--------------------------|--------------------------|--------------------------|--------------------|--|-----------|--|--|--------|------------------------|
|         |                                              | Overall              | 1000m                | 800m                 | 600m                     | 400m                     | 200m                     |                          |                          |                          |                    |  | 0:35.59   |  |  |        |                        |
|         |                                              | 1:11.76<br>(0:13.59) | 0:58.17<br>(0:11.01) | 0:47.16<br>(0:11.57) | 0:35.59<br>(0:11.91)     | 0:23.68<br>(0:11.56)     | 0:12.12<br>(0:12.12)     |                          |                          |                          |                    |  |           |  |  |        |                        |
| Rank    | TAB Horse/Jockey                             | Barrier              | Top Speed [km/h]     | Fastest Section      |                          |                          |                          |                          |                          |                          |                    |  |           |  |  | Margin | Distance Travelled [m] |
| 1       | 11 <b>KABOOM</b><br>Cody Collis              | 8                    | 67.5<br>1000m        | 0:10.84<br>1000m     | 1:11.76 [1]<br>(0:14.31) | 0:57.45 [8]<br>(0:10.84) | 0:46.61 [7]<br>(0:11.53) | 0:35.08 [7]<br>(0:11.68) | 0:23.40 [6]<br>(0:11.40) | 0:12.00 [7]<br>(0:12.00) | 1:11.76<br>0:35.08 |  |           |  |  |        |                        |
| 2       | 10 <b>VONZITHER</b><br>Stephanie Thornton    | 7                    | 66.5<br>800m         | 0:11.08<br>1000m     | 1:11.84 [2]<br>(0:13.97) | 0:57.87 [5]<br>(0:11.08) | 0:46.79 [6]<br>(0:11.61) | 0:35.18 [6]<br>(0:11.92) | 0:23.26 [8]<br>(0:11.28) | 0:11.98 [5]<br>(0:11.98) | 0.3L<br>0:35.18    |  | +14       |  |  |        |                        |
| 3       | 3 <b>CHIEF ARTIE</b><br>Ben Thompson         | 2                    | 66.9<br>Overall      | 0:11.09<br>1000m     | 1:11.91 [3]<br>(0:13.68) | 0:58.23 [2]<br>(0:11.09) | 0:47.14 [2]<br>(0:11.60) | 0:35.54 [2]<br>(0:11.83) | 0:23.71 [3]<br>(0:11.44) | 0:12.27 [1]<br>(0:12.27) | 0.6L<br>0:35.54    |  | +7        |  |  |        |                        |
| 4       | 9 <b>KING OF WANCHAI</b><br>Samantha Collett | 3                    | 67.5<br>1000m        | 0:10.95<br>1000m     | 1:11.93 [4]<br>(0:13.98) | 0:57.95 [6]<br>(0:10.95) | 0:47.00 [5]<br>(0:11.50) | 0:35.50 [4]<br>(0:11.65) | 0:23.85 [2]<br>(0:11.57) | 0:12.28 [3]<br>(0:12.28) | 0.7L<br>0:35.50    |  | +3        |  |  |        |                        |
| 5       | 1 <b>FASTLING</b><br>Bailey Wheeler          | 1                    | 66.9<br>Overall      | 0:11.01<br>1000m     | 1:12.08 [5]<br>(0:13.59) | 0:58.49 [1]<br>(0:11.01) | 0:47.48 [1]<br>(0:11.57) | 0:35.91 [1]<br>(0:11.92) | 0:23.99 [1]<br>(0:11.59) | 0:12.40 [4]<br>(0:12.40) | 1.5L<br>0:35.91    |  | +7        |  |  |        |                        |
| 6       | 2 <b>SON OF MERCURY</b><br>Ryan Maloney      | 11                   | 66.6<br>Overall      | 0:11.07<br>1000m     | 1:12.14 [6]<br>(0:13.82) | 0:58.32 [4]<br>(0:11.07) | 0:47.25 [3]<br>(0:11.59) | 0:35.66 [3]<br>(0:11.82) | 0:23.84 [4]<br>(0:11.41) | 0:12.43 [2]<br>(0:12.43) | 1.8L<br>0:35.66    |  | +9        |  |  |        |                        |
| 7       | 7 <b>BRAVE MASO</b><br>Nikita Beriman        | 4                    | 66.1<br>1000m        | 0:11.14<br>1000m     | 1:12.22 [7]<br>(0:13.76) | 0:58.46 [3]<br>(0:11.14) | 0:47.32 [4]<br>(0:11.56) | 0:35.76 [5]<br>(0:11.88) | 0:23.88 [5]<br>(0:11.47) | 0:12.41 [8]<br>(0:12.41) | 2.1L<br>0:35.76    |  | +8        |  |  |        |                        |
| 8       | 6 <b>CARRIER BUSTER</b><br>Craig Robertson   | 9                    | 66.7<br>1000m        | 0:11.13<br>1000m     | 1:12.33 [8]<br>(0:14.13) | 0:58.20 [7]<br>(0:11.13) | 0:47.07 [8]<br>(0:11.57) | 0:35.50 [8]<br>(0:11.73) | 0:23.77 [7]<br>(0:11.32) | 0:12.45 [6]<br>(0:12.45) | 2.6L<br>0:35.50    |  | +8        |  |  |        |                        |

Scratched: I Am A Hit (#4), Epauvescent (#8), Primed For Victory (#5)



|                                |                 |
|--------------------------------|-----------------|
| Horse/Jockey Name              | Kaboom          |
| Final Rank                     | 1               |
| Fastest Section Time (Section) | 0:10.84 (1000m) |
| Top Speed [km/h] (Section)     | 67.5 (1000m)    |
| Race State                     | Finished        |



Sunshine Coast QLD Professional

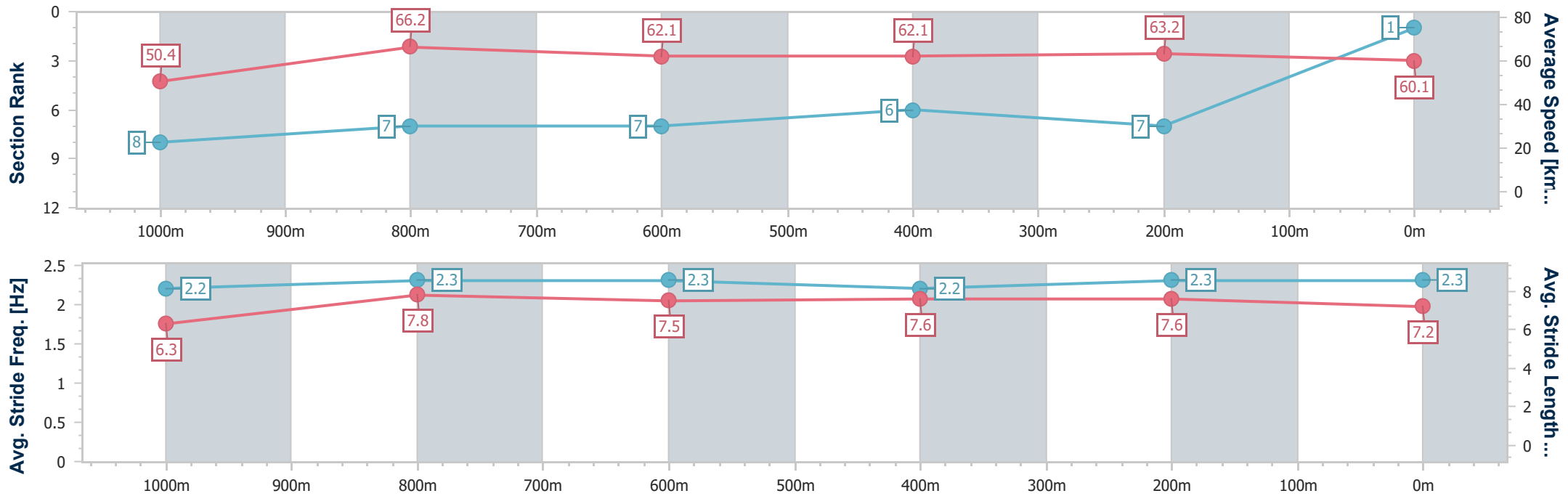
Race 7: TAB RATINGS BAND 0 - 60 Handicap - 1200m



05 March 2023 - 16:50

Track Rating: Good 4, Weather: Fine, Rail Position: True Entire Course

| Section                | Overall                  | 1000m                    | 800m                     | 600m                     | 400m                     | 200m                     |
|------------------------|--------------------------|--------------------------|--------------------------|--------------------------|--------------------------|--------------------------|
| Section Times          | 1:11.76 [1]<br>(0:14.31) | 0:57.45 [8]<br>(0:10.84) | 0:46.61 [7]<br>(0:11.53) | 0:35.08 [7]<br>(0:11.68) | 0:23.40 [6]<br>(0:11.40) | 0:12.00 [7]<br>(0:12.00) |
| Average Speed [km/h]   | 50.4                     | 66.2                     | 62.1                     | 62.1                     | 63.2                     | 60.1                     |
| Top Speed [km/h]       | 66.0                     | 67.5                     | 63.0                     | 63.2                     | 64.3                     | 62.1                     |
| Avg. Dist. to Rail [m] | 4.5                      | 1.2                      | 1.2                      | 1.4                      | 3.0                      | 3.1                      |
| Avg. Stride Freq. [Hz] | 2.2                      | 2.3                      | 2.3                      | 2.2                      | 2.3                      | 2.3                      |
| Avg. Stride Length [m] | 6.3                      | 7.8                      | 7.5                      | 7.6                      | 7.6                      | 7.2                      |



- [ ] Ranking at each section and finish
- .-.- No data available at this section
- NA No data available



|                                |                 |
|--------------------------------|-----------------|
| Horse/Jockey Name              | Vonzither       |
| Final Rank                     | 2               |
| Fastest Section Time (Section) | 0:11.08 (1000m) |
| Top Speed [km/h] (Section)     | 66.5 (800m)     |
| Race State                     | Finished        |



Sunshine Coast QLD Professional

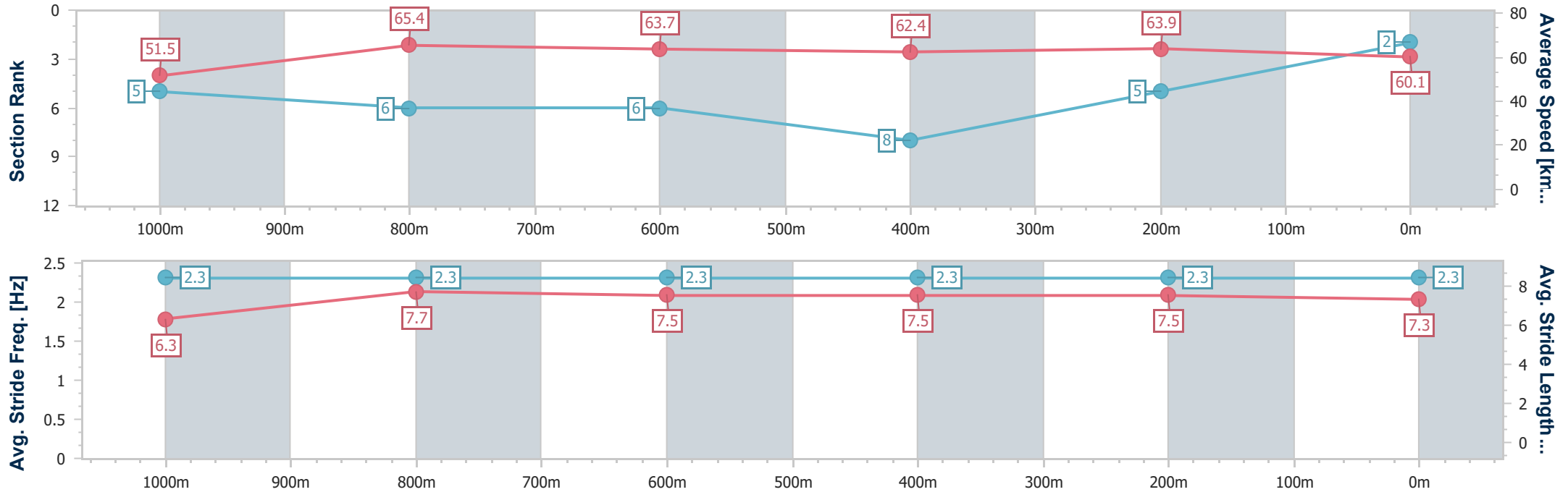
Race 7: TAB RATINGS BAND 0 - 60 Handicap - 1200m



05 March 2023 - 16:50

Track Rating: Good 4, Weather: Fine, Rail Position: True Entire Course

| Section                | Overall                  | 1000m                    | 800m                     | 600m                     | 400m                     | 200m                     |
|------------------------|--------------------------|--------------------------|--------------------------|--------------------------|--------------------------|--------------------------|
| Section Times          | 1:11.84 [2]<br>(0:13.97) | 0:57.87 [5]<br>(0:11.08) | 0:46.79 [6]<br>(0:11.61) | 0:35.18 [6]<br>(0:11.92) | 0:23.26 [8]<br>(0:11.28) | 0:11.98 [5]<br>(0:11.98) |
| Average Speed [km/h]   | 51.5                     | 65.4                     | 63.7                     | 62.4                     | 63.9                     | 60.1                     |
| Top Speed [km/h]       | 65.1                     | 66.5                     | 66.5                     | 64.1                     | 65.1                     | 62.6                     |
| Avg. Dist. to Rail [m] | 2.9                      | 1.7                      | 4.5                      | 5.5                      | 9.6                      | 10.8                     |
| Avg. Stride Freq. [Hz] | 2.3                      | 2.3                      | 2.3                      | 2.3                      | 2.3                      | 2.3                      |
| Avg. Stride Length [m] | 6.3                      | 7.7                      | 7.5                      | 7.5                      | 7.5                      | 7.3                      |



- [ ] Ranking at each section and finish
- .-.- No data available at this section
- NA No data available



|                                |                 |
|--------------------------------|-----------------|
| Horse/Jockey Name              | Chief Artie     |
| Final Rank                     | 3               |
| Fastest Section Time (Section) | 0:11.09 (1000m) |
| Top Speed [km/h] (Section)     | 66.9 (Overall)  |
| Race State                     | Finished        |



Sunshine Coast QLD Professional

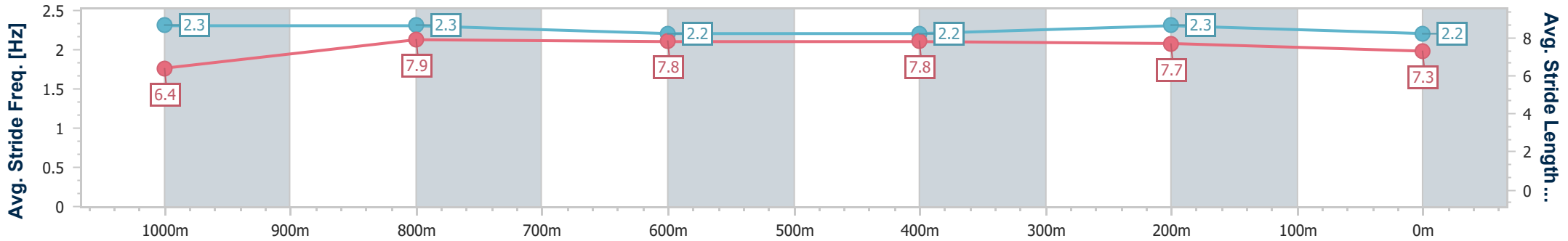
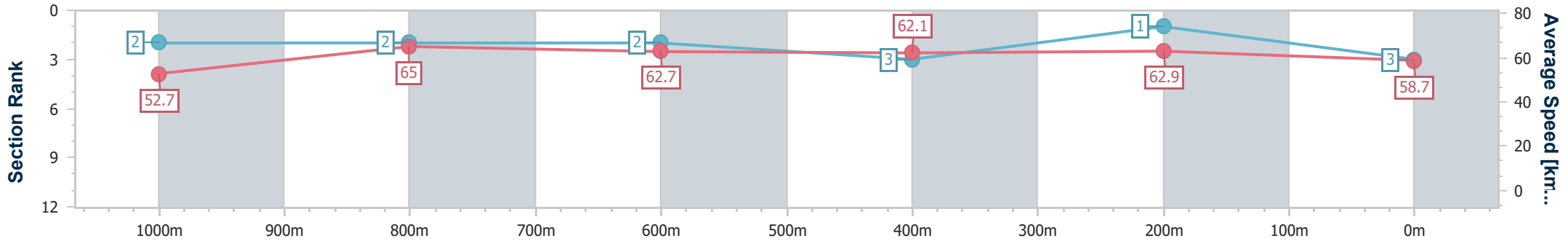
Race 7: TAB RATINGS BAND 0 - 60 Handicap - 1200m



05 March 2023 - 16:50

Track Rating: Good 4, Weather: Fine, Rail Position: True Entire Course

| Section                | Overall                  | 1000m                    | 800m                     | 600m                     | 400m                     | 200m                     |
|------------------------|--------------------------|--------------------------|--------------------------|--------------------------|--------------------------|--------------------------|
| Section Times          | 1:11.91 [3]<br>(0:13.68) | 0:58.23 [2]<br>(0:11.09) | 0:47.14 [2]<br>(0:11.60) | 0:35.54 [2]<br>(0:11.83) | 0:23.71 [3]<br>(0:11.44) | 0:12.27 [1]<br>(0:12.27) |
| Average Speed [km/h]   | 52.7                     | 65.0                     | 62.7                     | 62.1                     | 62.9                     | 58.7                     |
| Top Speed [km/h]       | 66.9                     | 66.2                     | 64.1                     | 63.4                     | 63.9                     | 61.4                     |
| Avg. Dist. to Rail [m] | 1.6                      | 0.7                      | 1.6                      | 3.5                      | 6.0                      | 6.0                      |
| Avg. Stride Freq. [Hz] | 2.3                      | 2.3                      | 2.2                      | 2.2                      | 2.3                      | 2.2                      |
| Avg. Stride Length [m] | 6.4                      | 7.9                      | 7.8                      | 7.8                      | 7.7                      | 7.3                      |



- [ ] Ranking at each section and finish
- .-.-.- No data available at this section
- NA No data available



|                                |                 |
|--------------------------------|-----------------|
| Horse/Jockey Name              | King Of Wanchai |
| Final Rank                     | 4               |
| Fastest Section Time (Section) | 0:10.95 (1000m) |
| Top Speed [km/h] (Section)     | 67.5 (1000m)    |
| Race State                     | Finished        |



Sunshine Coast QLD Professional

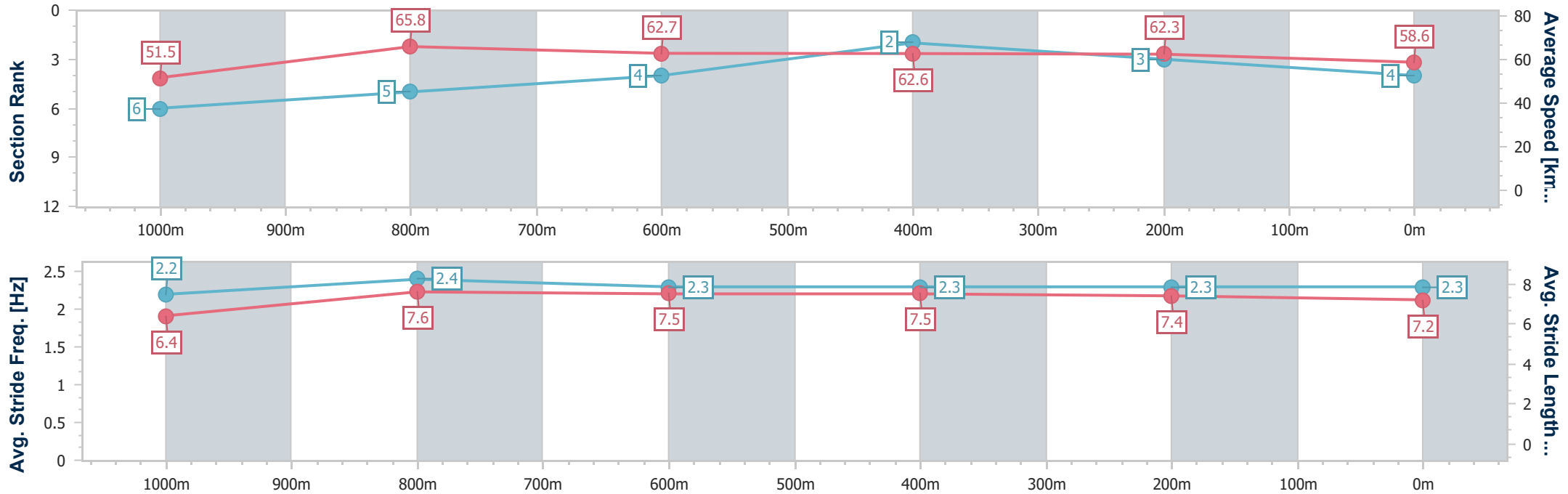
Race 7: TAB RATINGS BAND 0 - 60 Handicap - 1200m



05 March 2023 - 16:50

Track Rating: Good 4, Weather: Fine, Rail Position: True Entire Course

| Section                | Overall                  | 1000m                    | 800m                     | 600m                     | 400m                     | 200m                     |
|------------------------|--------------------------|--------------------------|--------------------------|--------------------------|--------------------------|--------------------------|
| Section Times          | 1:11.93 [4]<br>(0:13.98) | 0:57.95 [6]<br>(0:10.95) | 0:47.00 [5]<br>(0:11.50) | 0:35.50 [4]<br>(0:11.65) | 0:23.85 [2]<br>(0:11.57) | 0:12.28 [3]<br>(0:12.28) |
| Average Speed [km/h]   | 51.5                     | 65.8                     | 62.7                     | 62.6                     | 62.3                     | 58.6                     |
| Top Speed [km/h]       | 66.6                     | 67.5                     | 63.3                     | 63.4                     | 62.9                     | 61.1                     |
| Avg. Dist. to Rail [m] | 1.2                      | 0.5                      | 0.6                      | 2.3                      | 3.4                      | 4.7                      |
| Avg. Stride Freq. [Hz] | 2.2                      | 2.4                      | 2.3                      | 2.3                      | 2.3                      | 2.3                      |
| Avg. Stride Length [m] | 6.4                      | 7.6                      | 7.5                      | 7.5                      | 7.4                      | 7.2                      |



- [ ] Ranking at each section and finish
- .-.- No data available at this section
- NA No data available



|                                |                 |
|--------------------------------|-----------------|
| Horse/Jockey Name              | Fastling        |
| Final Rank                     | 5               |
| Fastest Section Time (Section) | 0:11.01 (1000m) |
| Top Speed [km/h] (Section)     | 66.9 (Overall)  |
| Race State                     | Finished        |



Sunshine Coast QLD Professional

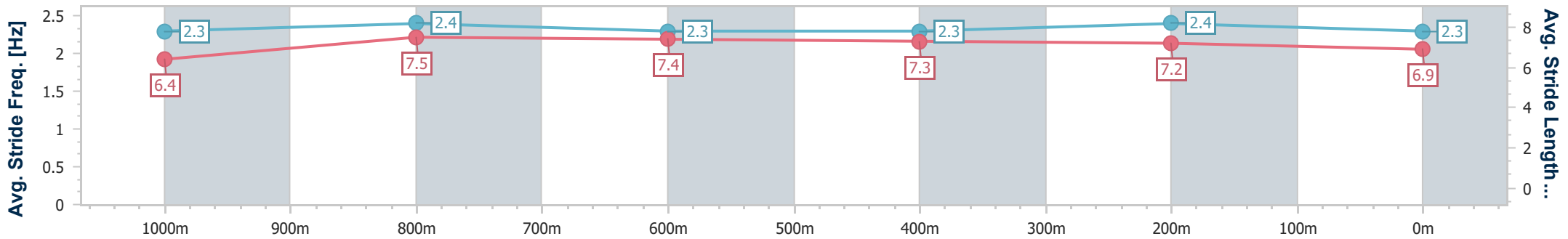
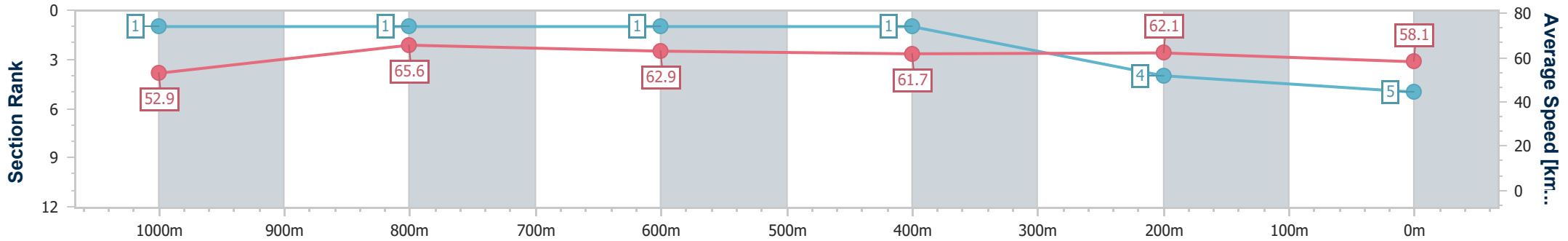
Race 7: TAB RATINGS BAND 0 - 60 Handicap - 1200m



05 March 2023 - 16:50

Track Rating: Good 4, Weather: Fine, Rail Position: True Entire Course

| Section                | Overall                  | 1000m                    | 800m                     | 600m                     | 400m                     | 200m                     |
|------------------------|--------------------------|--------------------------|--------------------------|--------------------------|--------------------------|--------------------------|
| Section Times          | 1:12.08 [5]<br>(0:13.59) | 0:58.49 [1]<br>(0:11.01) | 0:47.48 [1]<br>(0:11.57) | 0:35.91 [1]<br>(0:11.92) | 0:23.99 [1]<br>(0:11.59) | 0:12.40 [4]<br>(0:12.40) |
| Average Speed [km/h]   | 52.9                     | 65.6                     | 62.9                     | 61.7                     | 62.1                     | 58.1                     |
| Top Speed [km/h]       | 66.9                     | 66.7                     | 64.0                     | 62.4                     | 63.2                     | 60.8                     |
| Avg. Dist. to Rail [m] | 3.9                      | 1.7                      | 1.6                      | 3.6                      | 4.9                      | 4.9                      |
| Avg. Stride Freq. [Hz] | 2.3                      | 2.4                      | 2.3                      | 2.3                      | 2.4                      | 2.3                      |
| Avg. Stride Length [m] | 6.4                      | 7.5                      | 7.4                      | 7.3                      | 7.2                      | 6.9                      |



- [ ] Ranking at each section and finish
- .-.- No data available at this section
- NA No data available



|                                |                 |
|--------------------------------|-----------------|
| Horse/Jockey Name              | Son Of Mercury  |
| Final Rank                     | 6               |
| Fastest Section Time (Section) | 0:11.07 (1000m) |
| Top Speed [km/h] (Section)     | 66.6 (Overall)  |
| Race State                     | Finished        |



Sunshine Coast QLD Professional

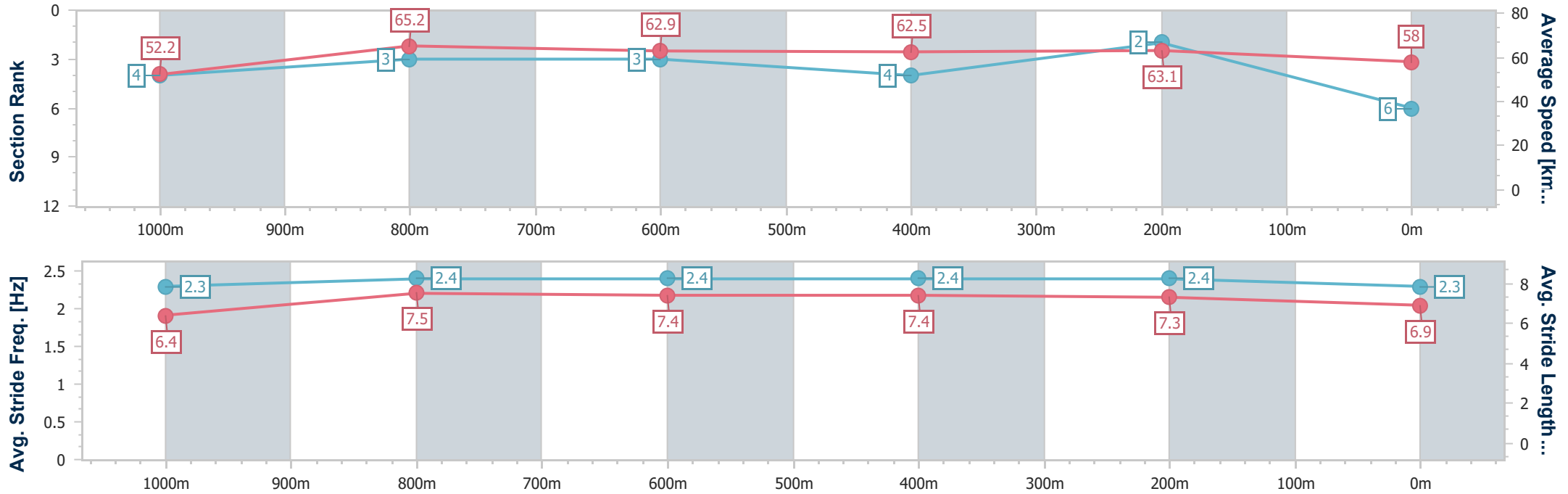
Race 7: TAB RATINGS BAND 0 - 60 Handicap - 1200m



05 March 2023 - 16:50

Track Rating: Good 4, Weather: Fine, Rail Position: True Entire Course

| Section                | Overall                  | 1000m                    | 800m                     | 600m                     | 400m                     | 200m                     |
|------------------------|--------------------------|--------------------------|--------------------------|--------------------------|--------------------------|--------------------------|
| Section Times          | 1:12.14 [6]<br>(0:13.82) | 0:58.32 [4]<br>(0:11.07) | 0:47.25 [3]<br>(0:11.59) | 0:35.66 [3]<br>(0:11.82) | 0:23.84 [4]<br>(0:11.41) | 0:12.43 [2]<br>(0:12.43) |
| Average Speed [km/h]   | 52.2                     | 65.2                     | 62.9                     | 62.5                     | 63.1                     | 58.0                     |
| Top Speed [km/h]       | 66.6                     | 66.4                     | 63.7                     | 63.7                     | 63.7                     | 61.8                     |
| Avg. Dist. to Rail [m] | 5.8                      | 1.6                      | 2.0                      | 4.5                      | 8.0                      | 8.0                      |
| Avg. Stride Freq. [Hz] | 2.3                      | 2.4                      | 2.4                      | 2.4                      | 2.4                      | 2.3                      |
| Avg. Stride Length [m] | 6.4                      | 7.5                      | 7.4                      | 7.4                      | 7.3                      | 6.9                      |



- [ ] Ranking at each section and finish
- .-.- No data available at this section
- NA No data available



|                                |                 |
|--------------------------------|-----------------|
| Horse/Jockey Name              | Brave Maso      |
| Final Rank                     | 7               |
| Fastest Section Time (Section) | 0:11.14 (1000m) |
| Top Speed [km/h] (Section)     | 66.1 (1000m)    |
| Race State                     | Finished        |



Sunshine Coast QLD Professional

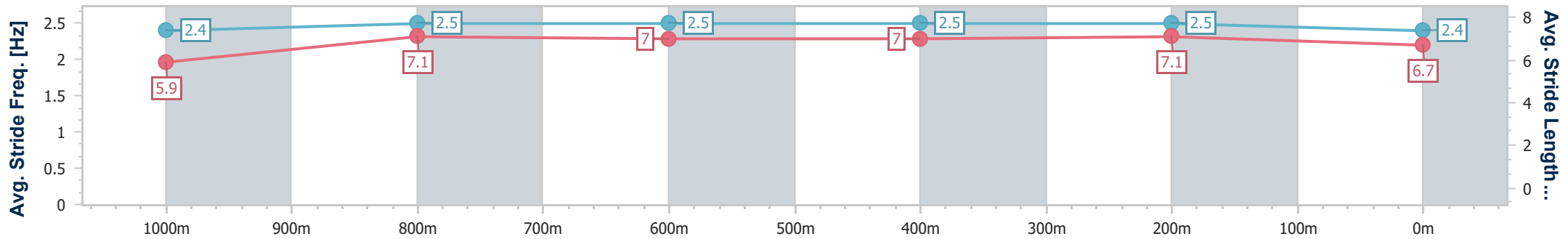
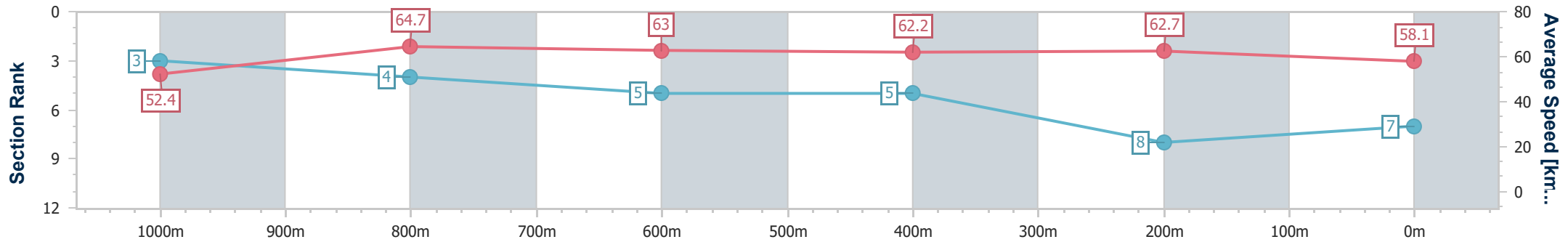
Race 7: TAB RATINGS BAND 0 - 60 Handicap - 1200m



05 March 2023 - 16:50

Track Rating: Good 4, Weather: Fine, Rail Position: True Entire Course

| Section                | Overall                  | 1000m                    | 800m                     | 600m                     | 400m                     | 200m                     |
|------------------------|--------------------------|--------------------------|--------------------------|--------------------------|--------------------------|--------------------------|
| Section Times          | 1:12.22 [7]<br>(0:13.76) | 0:58.46 [3]<br>(0:11.14) | 0:47.32 [4]<br>(0:11.56) | 0:35.76 [5]<br>(0:11.88) | 0:23.88 [5]<br>(0:11.47) | 0:12.41 [8]<br>(0:12.41) |
| Average Speed [km/h]   | 52.4                     | 64.7                     | 63.0                     | 62.2                     | 62.7                     | 58.1                     |
| Top Speed [km/h]       | 65.4                     | 66.1                     | 63.9                     | 63.5                     | 63.7                     | 61.0                     |
| Avg. Dist. to Rail [m] | 4.5                      | 1.0                      | 1.9                      | 4.1                      | 7.0                      | 7.6                      |
| Avg. Stride Freq. [Hz] | 2.4                      | 2.5                      | 2.5                      | 2.5                      | 2.5                      | 2.4                      |
| Avg. Stride Length [m] | 5.9                      | 7.1                      | 7.0                      | 7.0                      | 7.1                      | 6.7                      |



- [ ] Ranking at each section and finish
- .-.- No data available at this section
- NA No data available





|                                |                 |
|--------------------------------|-----------------|
| Horse/Jockey Name              | Carrier Buster  |
| Final Rank                     | 8               |
| Fastest Section Time (Section) | 0:11.13 (1000m) |
| Top Speed [km/h] (Section)     | 66.7 (1000m)    |
| Race State                     | Finished        |



Sunshine Coast QLD Professional

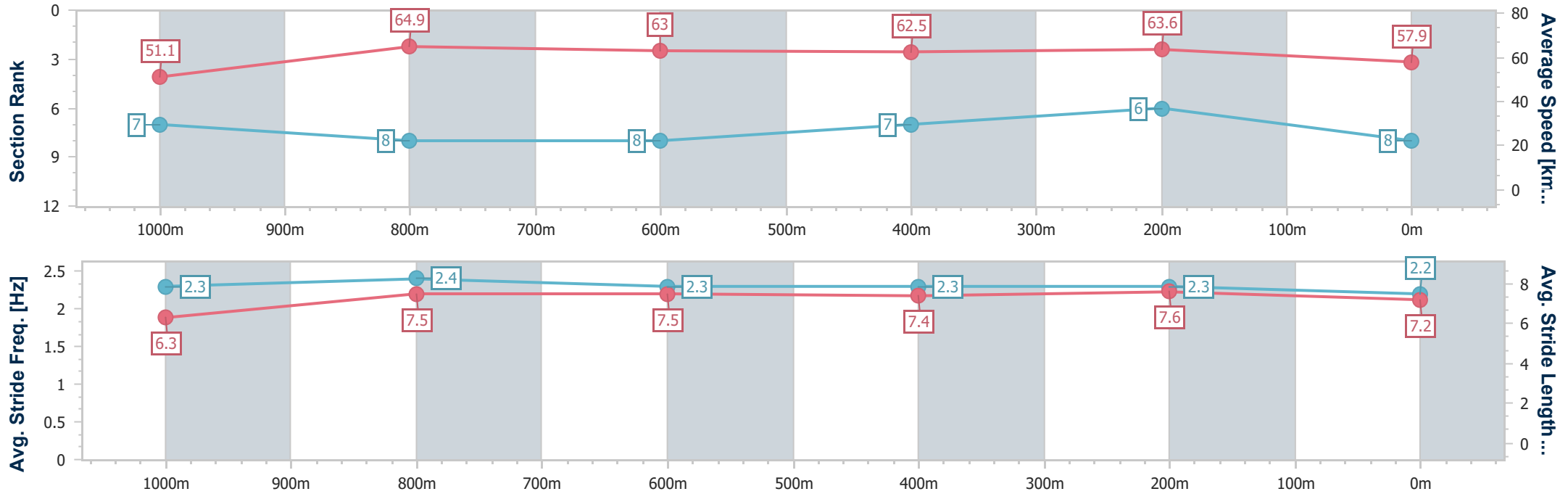
Race 7: TAB RATINGS BAND 0 - 60 Handicap - 1200m



05 March 2023 - 16:50

Track Rating: Good 4, Weather: Fine, Rail Position: True Entire Course

| Section                | Overall                  | 1000m                    | 800m                     | 600m                     | 400m                     | 200m                     |
|------------------------|--------------------------|--------------------------|--------------------------|--------------------------|--------------------------|--------------------------|
| Section Times          | 1:12.33 [8]<br>(0:14.13) | 0:58.20 [7]<br>(0:11.13) | 0:47.07 [8]<br>(0:11.57) | 0:35.50 [8]<br>(0:11.73) | 0:23.77 [7]<br>(0:11.32) | 0:12.45 [6]<br>(0:12.45) |
| Average Speed [km/h]   | 51.1                     | 64.9                     | 63.0                     | 62.5                     | 63.6                     | 57.9                     |
| Top Speed [km/h]       | 66.7                     | 66.7                     | 64.0                     | 63.7                     | 64.5                     | 62.4                     |
| Avg. Dist. to Rail [m] | 6.5                      | 3.0                      | 1.9                      | 3.0                      | 7.0                      | 7.3                      |
| Avg. Stride Freq. [Hz] | 2.3                      | 2.4                      | 2.3                      | 2.3                      | 2.3                      | 2.2                      |
| Avg. Stride Length [m] | 6.3                      | 7.5                      | 7.5                      | 7.4                      | 7.6                      | 7.2                      |



- [ ] Ranking at each section and finish
- .-.- No data available at this section
- NA No data available