

Track Rating: Good 4, Weather: Fine, Rail Position: True Entire Course

Section		Field Times										Last 600m	
		Overall	1200m	1000m	800m	600m	400m						
		1:25.90 (0:13.64)	1:12.26 (0:10.87)	1:01.39 (0:11.71)	0:49.68 (0:12.41)	0:37.27 (0:12.12)	0:25.15 (0:12.30)						0:37.27
Rank	TAB	Horse/Jockey	Barrier	Top Speed [km/h]	Fastest Section								Distance Travelled [m]
1	5	BARNES Bailey Wheeler	4	67.5 1200m	0:11.05 1200m	1:25.90 [1] (0:14.07)	1:11.83 [6] (0:11.05)	1:00.78 [4] (0:11.76)	0:49.02 [5] (0:12.33)	0:36.69 [4] (0:12.09)	0:24.60 [2] (0:11.93)	0:36.69	
2	9	NAGAMIE Sean Cormack	10	66.4 1000m	0:11.43 1200m	1:26.14 [2] (0:14.01)	1:12.13 [5] (0:11.43)	1:00.70 [9] (0:11.73)	0:48.97 [9] (0:12.30)	0:36.67 [9] (0:12.43)	0:24.24 [8] (0:11.77)	0:36.67	+7
3	8	INQUEST Craig Robertson	6	69.3 1200m	0:10.81 1200m	1:26.21 [3] (0:13.70)	1:12.51 [3] (0:10.81)	1:01.70 [1] (0:11.71)	0:49.99 [1] (0:12.41)	0:37.58 [1] (0:12.12)	0:25.46 [1] (0:12.30)	0:37.58	-4
4	13	BROOKLYN DASH Samantha Collett	12	67.0 1200m	0:10.91 1200m	1:26.48 [4] (0:14.47)	1:12.01 [9] (0:10.91)	1:01.10 [8] (0:11.63)	0:49.47 [8] (0:12.43)	0:37.04 [8] (0:12.47)	0:24.57 [7] (0:12.14)	0:37.04	+0
5	4	ANOTHER DAZZLER Adin Thompson	7	64.2 1200m	0:11.37 1200m	1:26.73 [5] (0:14.68)	1:12.05 [10] (0:11.37)	1:00.68 [10] (0:11.74)	0:48.94 [10] (0:12.10)	0:36.84 [10] (0:12.13)	0:24.71 [9] (0:12.02)	0:36.84	-2
6	3	MUZZEDSO Matthew Powell	3	68.7 1200m	0:10.95 1200m	1:27.53 [6] (0:13.64)	1:13.89 [2] (0:10.95)	1:02.94 [3] (0:11.94)	0:51.00 [3] (0:12.39)	0:38.61 [3] (0:12.33)	0:26.28 [3] (0:12.56)	0:38.61	-2
7	2	LYTABLAZE Mark Du Plessis	1	67.7 1200m	0:11.02 1200m	1:27.89 [7] (0:14.11)	1:13.78 [7] (0:11.02)	1:02.76 [6] (0:11.71)	0:51.05 [4] (0:12.44)	0:38.61 [7] (0:12.27)	0:26.34 [5] (0:12.48)	0:38.61	-1
8	1	COMETTI Nathan Fazackerley	5	66.2 1200m	0:11.13 1200m	1:28.36 [8] (0:13.99)	1:14.37 [4] (0:11.13)	1:03.24 [5] (0:11.79)	0:51.45 [6] (0:12.35)	0:39.10 [5] (0:12.56)	0:26.54 [6] (0:12.66)	0:39.10	+1
9	12	TWOSEY Morgan Butler	2	68.5 Overall	0:10.85 1200m	1:29.36 [9] (0:13.66)	1:15.70 [1] (0:10.85)	1:04.85 [2] (0:11.82)	0:53.03 [2] (0:12.54)	0:40.49 [2] (0:12.49)	0:28.00 [4] (0:13.12)	0:40.49	-1
10	11	SEACHEST Karl Zechner	9	66.6 1200m	0:11.09 1200m	1:29.86 [10] (0:14.19)	1:15.67 [8] (0:11.09)	1:04.58 [7] (0:11.62)	0:52.96 [7] (0:12.28)	0:40.68 [6] (0:12.78)	0:27.90 [10] (0:13.40)	0:40.68	+3

Scratched: Campione (#6), Conti (#7), Oakfield Feather (#10), Torque Espagna (#14)



Sunshine Coast QLD Professional

Race 1: CELLAR MAINTENANCE AUSTRALIA Maiden Plate - 1400m

05 March 2023 - 13:00



Track Rating: Good 4, Weather: Fine, Rail Position: True Entire Course

Section				200m				Last 600m	
Field Times				0:12.85 (0:12.85)				0:37.27	
Rank	TAB	Horse/Jockey	Barrier	Top Speed [km/h]	Fastest Section	Margin			Distance Travelled [m]
1	5	BARNES Bailey Wheeler	4	67.5 1200m	0:11.05 1200m	0:12.67 [2] (0:12.67)	1:25.90		0:36.69
2	9	NAGAMIE Sean Cormack	10	66.4 1000m	0:11.43 1200m	0:12.47 [3] (0:12.47)	1.3L		0:36.67 +7
3	8	INQUEST Craig Robertson	6	69.3 1200m	0:10.81 1200m	0:13.16 [1] (0:13.16)	1.6L		0:37.58 -4
4	13	BROOKLYN DASH Samantha Collett	12	67.0 1200m	0:10.91 1200m	0:12.43 [6] (0:12.43)	3.1L		0:37.04 +0
5	4	ANOTHER DAZZLER Adin Thompson	7	64.2 1200m	0:11.37 1200m	0:12.69 [5] (0:12.69)	4.4L		0:36.84 -2
6	3	MUZZEDSO Matthew Powell	3	68.7 1200m	0:10.95 1200m	0:13.72 [4] (0:13.72)	8.9L		0:38.61 -2
7	2	LYTABLAZE Mark Du Plessis	1	67.7 1200m	0:11.02 1200m	0:13.86 [7] (0:13.86)	10.9L		0:38.61 -1
8	1	COMETTI Nathan Fazackerley	5	66.2 1200m	0:11.13 1200m	0:13.88 [9] (0:13.88)	13.4L		0:39.10 +1
9	12	TWOSEY Morgan Butler	2	68.5 Overall	0:10.85 1200m	0:14.88 [8] (0:14.88)	19.2L		0:40.49 -1
10	11	SEACHEST Karl Zechner	9	66.6 1200m	0:11.09 1200m	0:14.50 [10] (0:14.50)	22L		0:40.68 +3

Scratched: Campione (#6), Conti (#7), Oakfield Feather (#10), Torque Espagna (#14)

Report Created: Sun 5 March 2023 13:27 GMT+10 (Note: Timing is based on position data)

Page 2/12

[] Ranking at each section and finish
 -:-:- No data available at this section
 NA No data available

SCN Saddle cloth number
 DNF Did not finish
 DNT Did not track

data processed by TRIPLESDATA



Horse/Jockey Name	Barnes
Final Rank	1
Fastest Section Time (Section)	0:11.05 (1200m)
Top Speed [km/h] (Section)	67.5 (1200m)
Race State	Finished



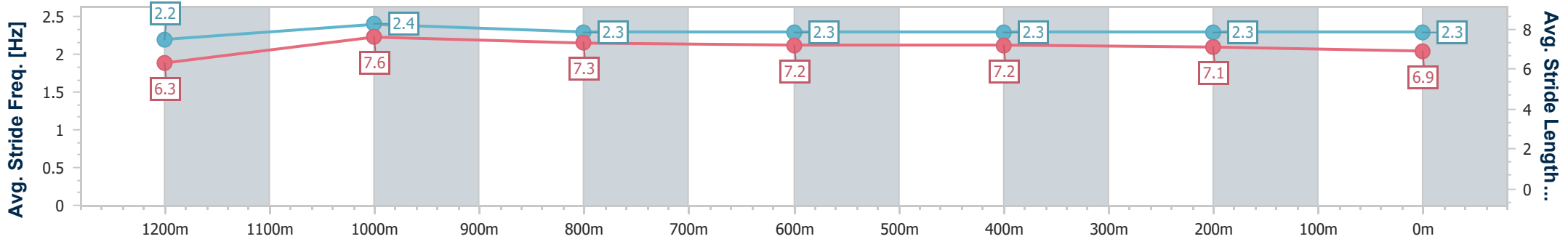
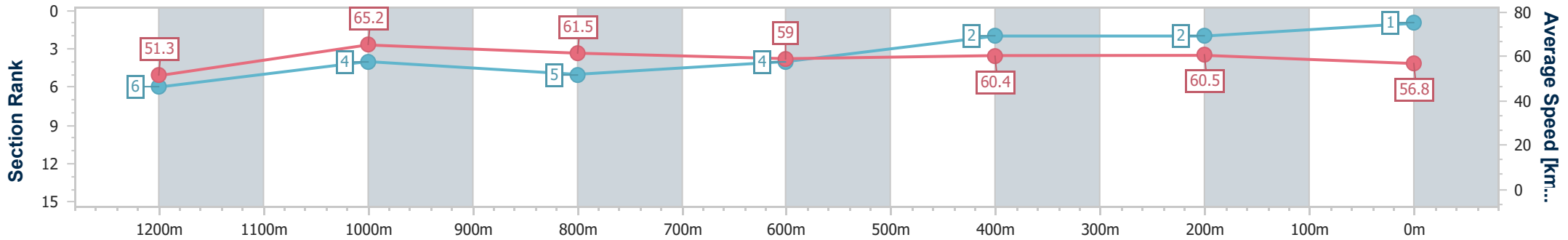
Sunshine Coast QLD Professional
Race 1: CELLAR MAINTENANCE AUSTRALIA Maiden Plate - 1400m



05 March 2023 - 13:00

Track Rating: Good 4, Weather: Fine, Rail Position: True Entire Course

Section	Overall	1200m	1000m	800m	600m	400m	200m
Section Times	1:25.90 [1] (0:14.07)	1:11.83 [6] (0:11.05)	1:00.78 [4] (0:11.76)	0:49.02 [5] (0:12.33)	0:36.69 [4] (0:12.09)	0:24.60 [2] (0:11.93)	0:12.67 [2] (0:12.67)
Average Speed [km/h]	51.3	65.2	61.5	59.0	60.4	60.5	56.8
Top Speed [km/h]	65.8	67.5	64.4	61.0	62.5	62.1	60.4
Avg. Dist. to Rail [m]	7.4	4.2	3.1	1.8	2.2	4.0	2.4
Avg. Stride Freq. [Hz]	2.2	2.4	2.3	2.3	2.3	2.3	2.3
Avg. Stride Length [m]	6.3	7.6	7.3	7.2	7.2	7.1	6.9



- [] Ranking at each section and finish
- .-.- No data available at this section
- NA No data available



Horse/Jockey Name	Nagamie
Final Rank	2
Fastest Section Time (Section)	0:11.43 (1200m)
Top Speed [km/h] (Section)	66.4 (1000m)
Race State	Finished



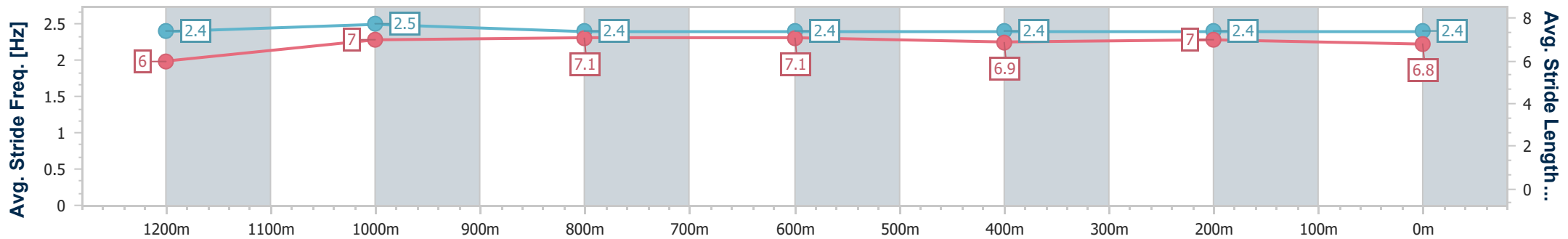
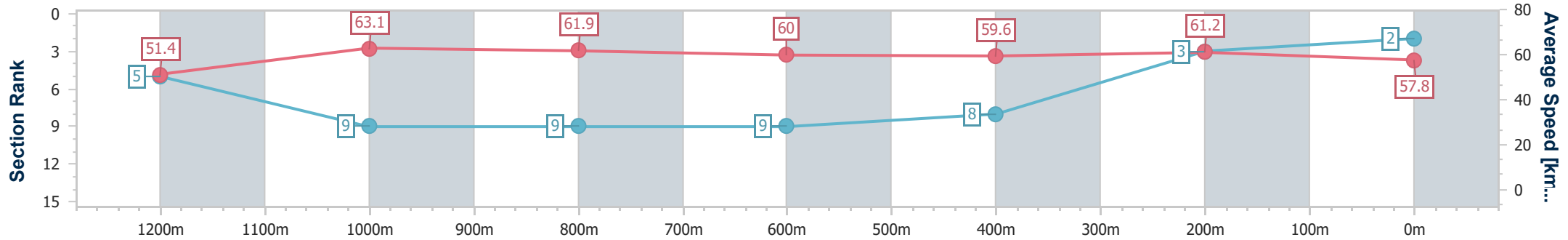
Sunshine Coast QLD Professional
 Race 1: CELLAR MAINTENANCE AUSTRALIA Maiden Plate - 1400m



05 March 2023 - 13:00

Track Rating: Good 4, Weather: Fine, Rail Position: True Entire Course

Section	Overall	1200m	1000m	800m	600m	400m	200m
Section Times	1:26.14 [2] (0:14.01)	1:12.13 [5] (0:11.43)	1:00.70 [9] (0:11.73)	0:48.97 [9] (0:12.30)	0:36.67 [9] (0:12.43)	0:24.24 [8] (0:11.77)	0:12.47 [3] (0:12.47)
Average Speed [km/h]	51.4	63.1	61.9	60.0	59.6	61.2	57.8
Top Speed [km/h]	66.0	65.8	66.4	61.5	62.8	62.8	59.6
Avg. Dist. to Rail [m]	11.8	4.4	3.2	4.1	5.2	5.0	0.6
Avg. Stride Freq. [Hz]	2.4	2.5	2.4	2.4	2.4	2.4	2.4
Avg. Stride Length [m]	6.0	7.0	7.1	7.1	6.9	7.0	6.8



- [] Ranking at each section and finish
- .-.- No data available at this section
- NA No data available



Horse/Jockey Name	Inquest
Final Rank	3
Fastest Section Time (Section)	0:10.81 (1200m)
Top Speed [km/h] (Section)	69.3 (1200m)
Race State	Finished



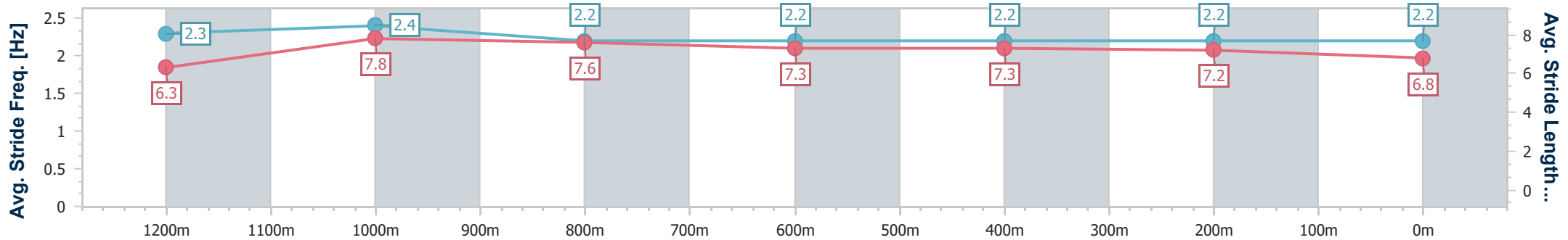
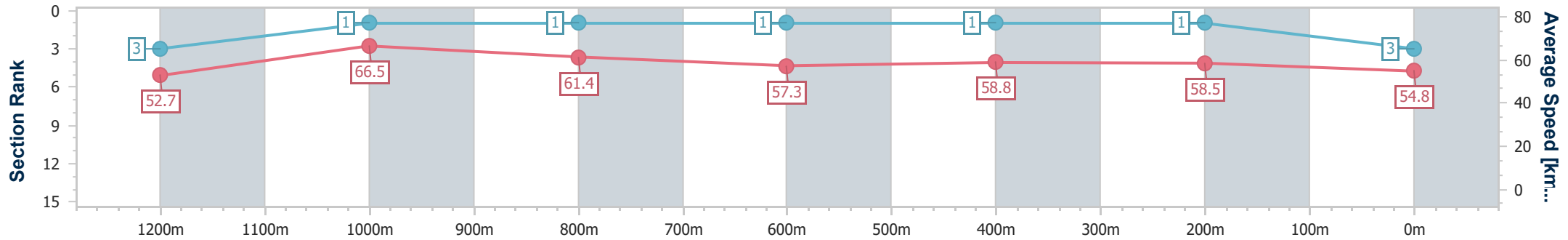
Sunshine Coast QLD Professional
Race 1: CELLAR MAINTENANCE AUSTRALIA Maiden Plate - 1400m



05 March 2023 - 13:00

Track Rating: Good 4, Weather: Fine, Rail Position: True Entire Course

Section	Overall	1200m	1000m	800m	600m	400m	200m
Section Times	1:26.21 [3] (0:13.70)	1:12.51 [3] (0:10.81)	1:01.70 [1] (0:11.71)	0:49.99 [1] (0:12.41)	0:37.58 [1] (0:12.12)	0:25.46 [1] (0:12.30)	0:13.16 [1] (0:13.16)
Average Speed [km/h]	52.7	66.5	61.4	57.3	58.8	58.5	54.8
Top Speed [km/h]	69.2	69.3	64.5	58.3	60.3	60.3	57.7
Avg. Dist. to Rail [m]	9.7	1.9	0.3	2.2	1.6	1.3	1.4
Avg. Stride Freq. [Hz]	2.3	2.4	2.2	2.2	2.2	2.2	2.2
Avg. Stride Length [m]	6.3	7.8	7.6	7.3	7.3	7.2	6.8



- [] Ranking at each section and finish
- .-.- No data available at this section
- NA No data available



Horse/Jockey Name	Brooklyn Dash
Final Rank	4
Fastest Section Time (Section)	0:10.91 (1200m)
Top Speed [km/h] (Section)	67.0 (1200m)
Race State	Finished



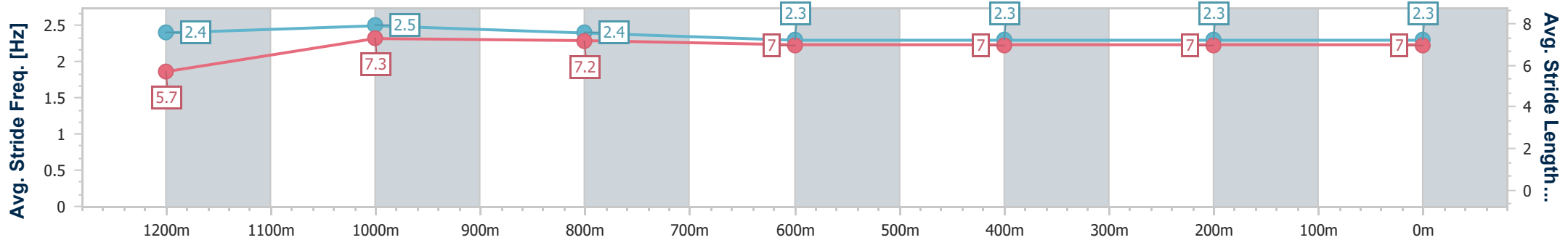
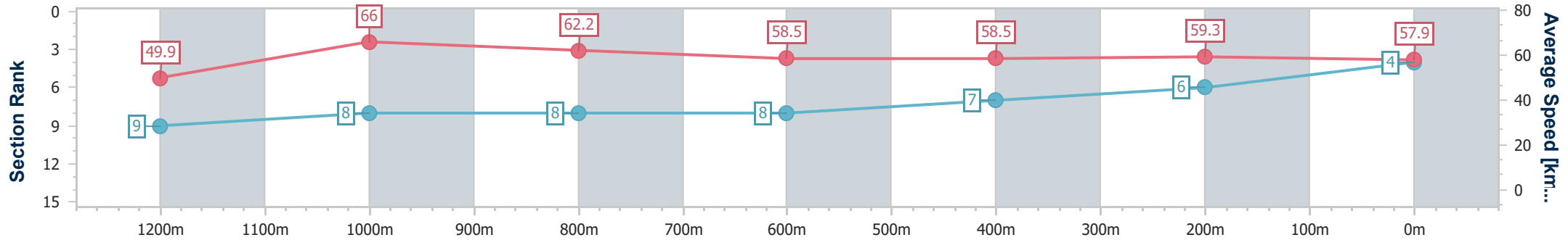
Sunshine Coast QLD Professional
Race 1: CELLAR MAINTENANCE AUSTRALIA Maiden Plate - 1400m



05 March 2023 - 13:00

Track Rating: Good 4, Weather: Fine, Rail Position: True Entire Course

Section	Overall	1200m	1000m	800m	600m	400m	200m
Section Times	1:26.48 [4] (0:14.47)	1:12.01 [9] (0:10.91)	1:01.10 [8] (0:11.63)	0:49.47 [8] (0:12.43)	0:37.04 [8] (0:12.47)	0:24.57 [7] (0:12.14)	0:12.43 [6] (0:12.43)
Average Speed [km/h]	49.9	66.0	62.2	58.5	58.5	59.3	57.9
Top Speed [km/h]	65.9	67.0	64.8	59.5	59.5	60.6	59.9
Avg. Dist. to Rail [m]	10.6	3.9	2.1	1.6	2.0	2.4	2.6
Avg. Stride Freq. [Hz]	2.4	2.5	2.4	2.3	2.3	2.3	2.3
Avg. Stride Length [m]	5.7	7.3	7.2	7.0	7.0	7.0	7.0



- [] Ranking at each section and finish
- .-.- No data available at this section
- NA No data available



Horse/Jockey Name	Another Dazzler
Final Rank	5
Fastest Section Time (Section)	0:11.37 (1200m)
Top Speed [km/h] (Section)	64.2 (1200m)
Race State	Finished



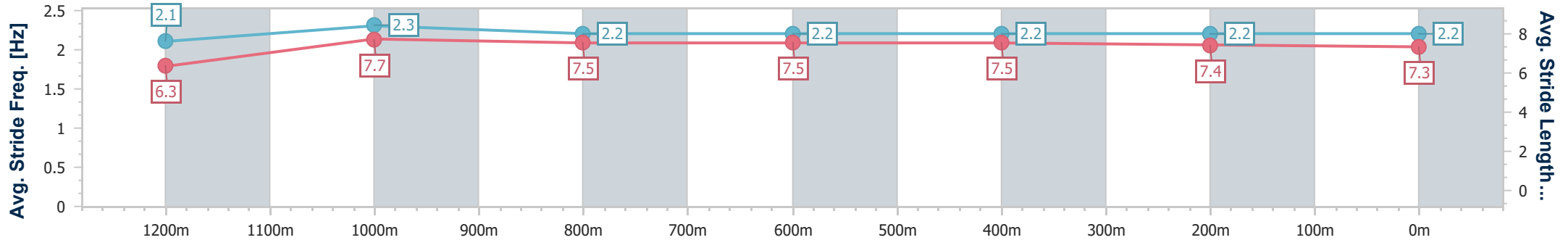
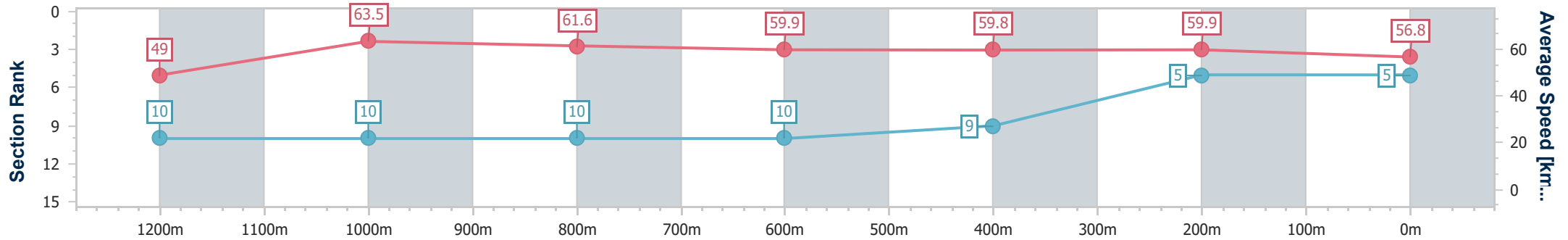
Sunshine Coast QLD Professional
Race 1: CELLAR MAINTENANCE AUSTRALIA Maiden Plate - 1400m



05 March 2023 - 13:00

Track Rating: Good 4, Weather: Fine, Rail Position: True Entire Course

Section	Overall	1200m	1000m	800m	600m	400m	200m						
Section Times	1:26.73 [5] (0:14.68)	1:12.05 [10] (0:11.37)	1:00.68 [10] (0:11.74)	0:48.94 [10] (0:12.10)	0:36.84 [10] (0:12.13)	0:24.71 [9] (0:12.02)	0:12.69 [5] (0:12.69)						
Average Speed [km/h]	49.0	63.5	61.6	59.9	59.8	59.9	56.8						
Top Speed [km/h]	63.1	64.2	63.2	61.5	61.7	61.4	58.8						
Avg. Dist. to Rail [m]	8.1	2.7	2.0	1.1	1.4	0.5	1.1						
Avg. Stride Freq. [Hz]	2.1	2.3	2.2	2.2	2.2	2.2	2.2						
Avg. Stride Length [m]	6.3	7.7	7.5	7.5	7.5	7.4	7.3						



- [] Ranking at each section and finish
- .-.- No data available at this section
- NA No data available



Horse/Jockey Name	Muzzedso
Final Rank	6
Fastest Section Time (Section)	0:10.95 (1200m)
Top Speed [km/h] (Section)	68.7 (1200m)
Race State	Finished



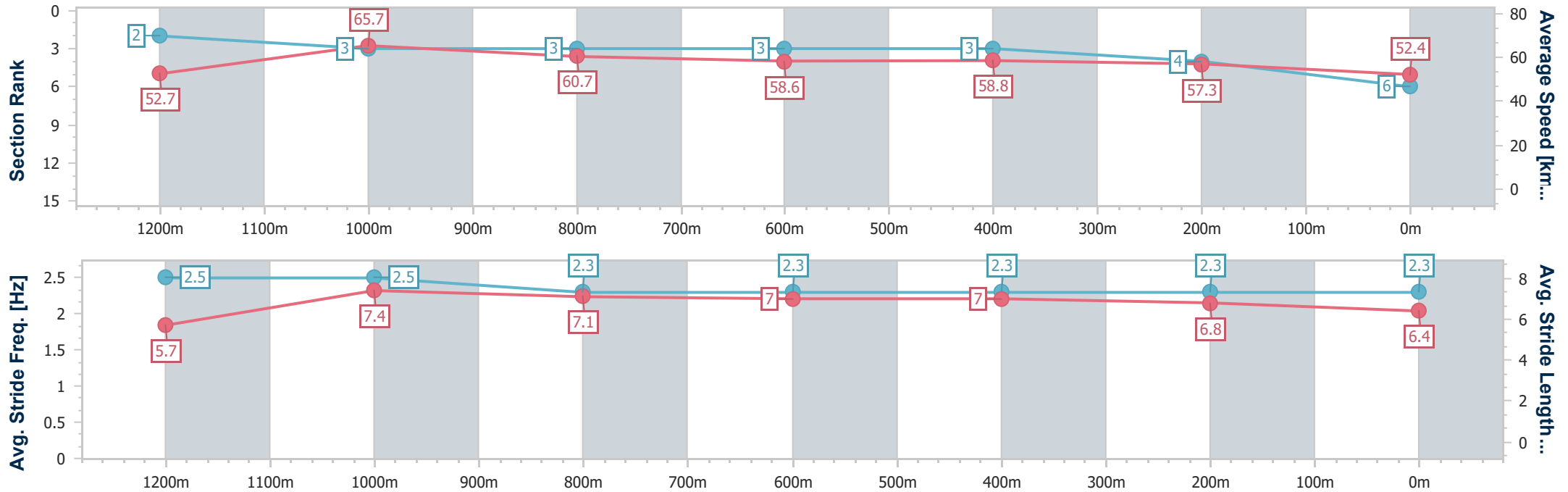
Sunshine Coast QLD Professional
 Race 1: CELLAR MAINTENANCE AUSTRALIA Maiden Plate - 1400m



05 March 2023 - 13:00

Track Rating: Good 4, Weather: Fine, Rail Position: True Entire Course

Section	Overall	1200m	1000m	800m	600m	400m	200m
Section Times	1:27.53 [6] (0:13.64)	1:13.89 [2] (0:10.95)	1:02.94 [3] (0:11.94)	0:51.00 [3] (0:12.39)	0:38.61 [3] (0:12.33)	0:26.28 [3] (0:12.56)	0:13.72 [4] (0:13.72)
Average Speed [km/h]	52.7	65.7	60.7	58.6	58.8	57.3	52.4
Top Speed [km/h]	68.1	68.7	63.2	60.3	60.2	59.6	55.0
Avg. Dist. to Rail [m]	6.9	4.9	3.4	1.6	0.7	0.4	1.0
Avg. Stride Freq. [Hz]	2.5	2.5	2.3	2.3	2.3	2.3	2.3
Avg. Stride Length [m]	5.7	7.4	7.1	7.0	7.0	6.8	6.4



- [] Ranking at each section and finish
- .-.- No data available at this section
- NA No data available



Horse/Jockey Name	Lytablaze
Final Rank	7
Fastest Section Time (Section)	0:11.02 (1200m)
Top Speed [km/h] (Section)	67.7 (1200m)
Race State	Finished



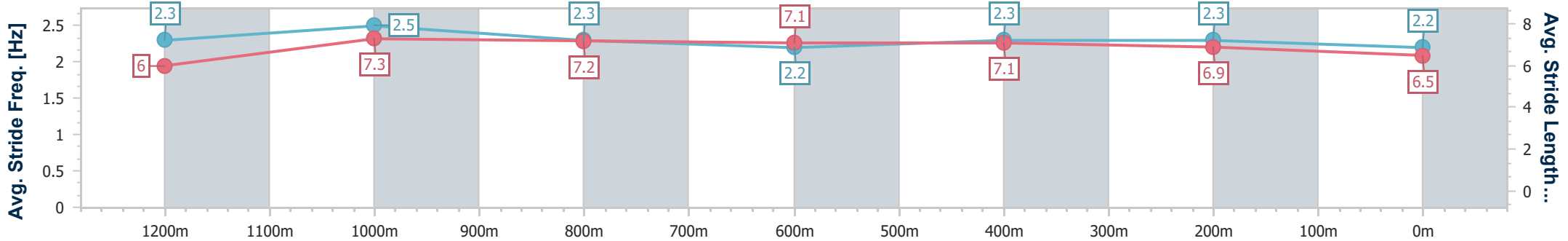
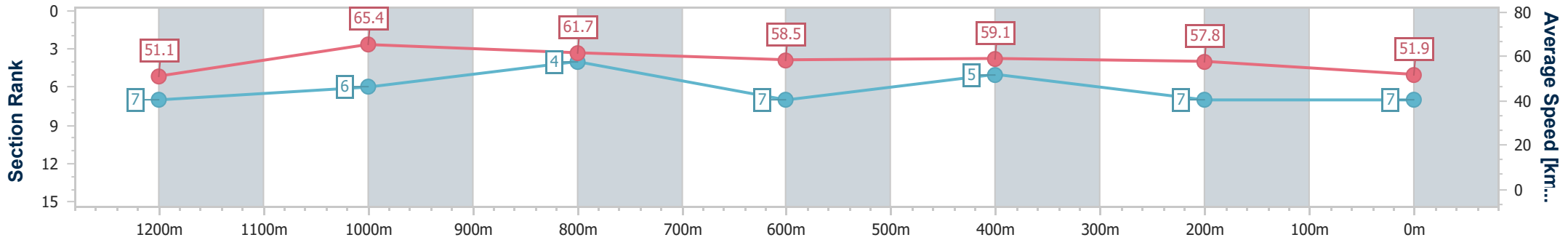
Sunshine Coast QLD Professional
Race 1: CELLAR MAINTENANCE AUSTRALIA Maiden Plate - 1400m



05 March 2023 - 13:00

Track Rating: Good 4, Weather: Fine, Rail Position: True Entire Course

Section	Overall	1200m	1000m	800m	600m	400m	200m
Section Times	1:27.89 [7] (0:14.11)	1:13.78 [7] (0:11.02)	1:02.76 [6] (0:11.71)	0:51.05 [4] (0:12.44)	0:38.61 [7] (0:12.27)	0:26.34 [5] (0:12.48)	0:13.86 [7] (0:13.86)
Average Speed [km/h]	51.1	65.4	61.7	58.5	59.1	57.8	51.9
Top Speed [km/h]	67.7	67.7	63.7	61.3	60.2	59.8	55.5
Avg. Dist. to Rail [m]	5.0	1.6	1.9	1.5	1.4	2.5	2.2
Avg. Stride Freq. [Hz]	2.3	2.5	2.3	2.2	2.3	2.3	2.2
Avg. Stride Length [m]	6.0	7.3	7.2	7.1	7.1	6.9	6.5



- [] Ranking at each section and finish
- .-.- No data available at this section
- NA No data available



Horse/Jockey Name	Cometti
Final Rank	8
Fastest Section Time (Section)	0:11.13 (1200m)
Top Speed [km/h] (Section)	66.2 (1200m)
Race State	Finished



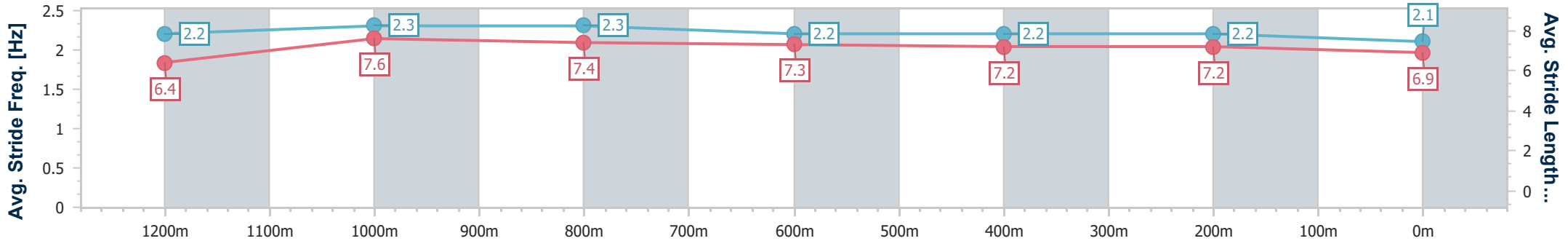
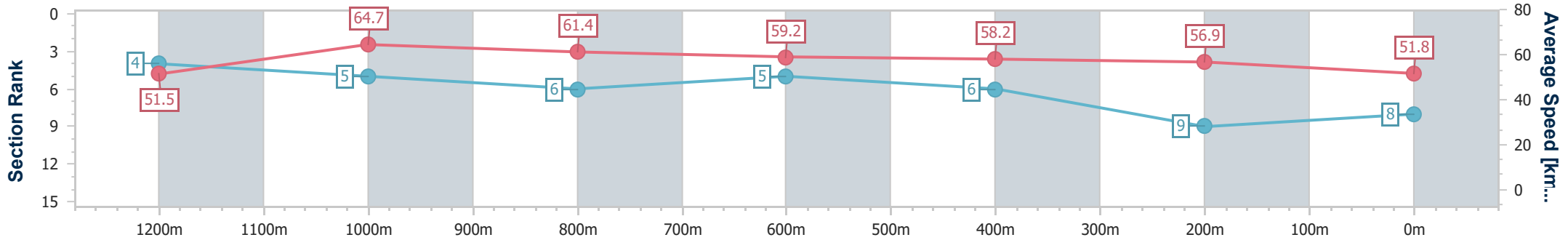
Sunshine Coast QLD Professional
Race 1: CELLAR MAINTENANCE AUSTRALIA Maiden Plate - 1400m



05 March 2023 - 13:00

Track Rating: Good 4, Weather: Fine, Rail Position: True Entire Course

Section	Overall	1200m	1000m	800m	600m	400m	200m
Section Times	1:28.36 [8] (0:13.99)	1:14.37 [4] (0:11.13)	1:03.24 [5] (0:11.79)	0:51.45 [6] (0:12.35)	0:39.10 [5] (0:12.56)	0:26.54 [6] (0:12.66)	0:13.88 [9] (0:13.88)
Average Speed [km/h]	51.5	64.7	61.4	59.2	58.2	56.9	51.8
Top Speed [km/h]	65.1	66.2	64.1	60.2	58.8	58.1	54.9
Avg. Dist. to Rail [m]	8.6	2.8	1.9	2.4	2.7	3.8	1.6
Avg. Stride Freq. [Hz]	2.2	2.3	2.3	2.2	2.2	2.2	2.1
Avg. Stride Length [m]	6.4	7.6	7.4	7.3	7.2	7.2	6.9



- [] Ranking at each section and finish
- .-.- No data available at this section
- NA No data available



Horse/Jockey Name	Twosey
Final Rank	9
Fastest Section Time (Section)	0:10.85 (1200m)
Top Speed [km/h] (Section)	68.5 (Overall)
Race State	Finished



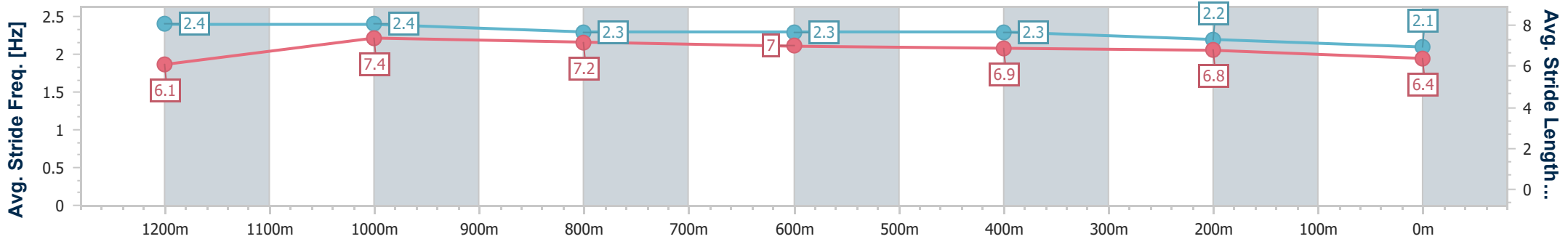
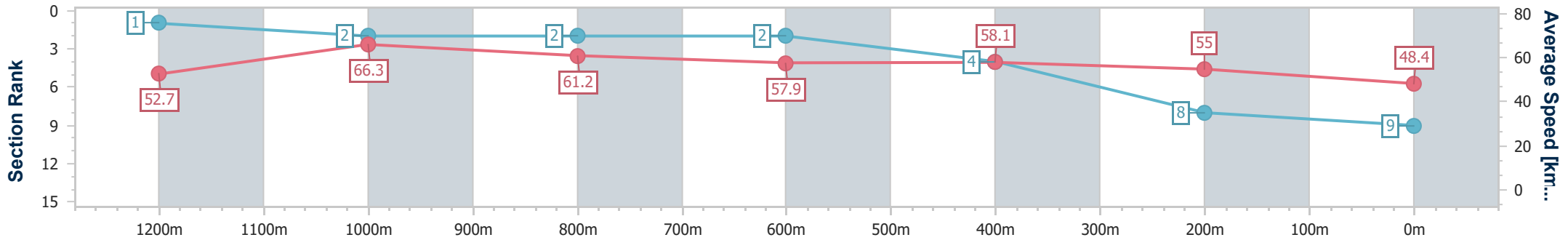
Sunshine Coast QLD Professional
Race 1: CELLAR MAINTENANCE AUSTRALIA Maiden Plate - 1400m



05 March 2023 - 13:00

Track Rating: Good 4, Weather: Fine, Rail Position: True Entire Course

Section	Overall	1200m	1000m	800m	600m	400m	200m						
Section Times	1:29.36 [9] (0:13.66)	1:15.70 [1] (0:10.85)	1:04.85 [2] (0:11.82)	0:53.03 [2] (0:12.54)	0:40.49 [2] (0:12.49)	0:28.00 [4] (0:13.12)	0:14.88 [8] (0:14.88)						
Average Speed [km/h]	52.7	66.3	61.2	57.9	58.1	55.0	48.4						
Top Speed [km/h]	68.5	68.0	64.4	58.7	58.9	56.7	52.9						
Avg. Dist. to Rail [m]	7.8	3.8	2.4	1.5	1.6	2.5	0.6						
Avg. Stride Freq. [Hz]	2.4	2.4	2.3	2.3	2.3	2.2	2.1						
Avg. Stride Length [m]	6.1	7.4	7.2	7.0	6.9	6.8	6.4						



- [] Ranking at each section and finish
- .-.- No data available at this section
- NA No data available



Horse/Jockey Name	Seachest
Final Rank	10
Fastest Section Time (Section)	0:11.09 (1200m)
Top Speed [km/h] (Section)	66.6 (1200m)
Race State	Finished



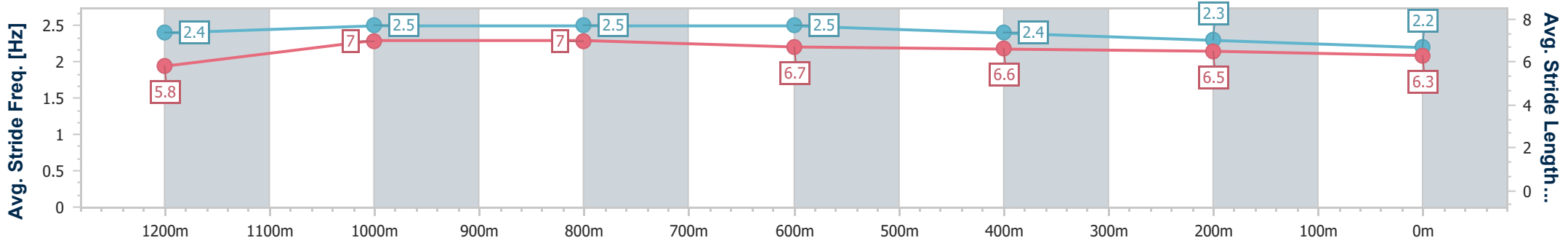
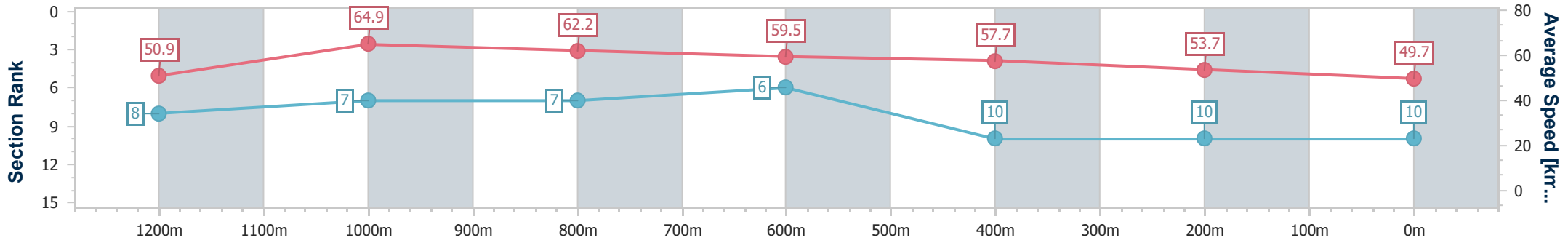
Sunshine Coast QLD Professional
 Race 1: CELLAR MAINTENANCE AUSTRALIA Maiden Plate - 1400m



05 March 2023 - 13:00

Track Rating: Good 4, Weather: Fine, Rail Position: True Entire Course

Section	Overall	1200m	1000m	800m	600m	400m	200m						
Section Times	1:29.86 [10] (0:14.19)	1:15.67 [8] (0:11.09)	1:04.58 [7] (0:11.62)	0:52.96 [7] (0:12.28)	0:40.68 [6] (0:12.78)	0:27.90 [10] (0:13.40)	0:14.50 [10] (0:14.50)						
Average Speed [km/h]	50.9	64.9	62.2	59.5	57.7	53.7	49.7						
Top Speed [km/h]	65.9	66.6	63.8	61.2	58.9	56.6	51.3						
Avg. Dist. to Rail [m]	9.5	3.5	2.8	2.5	4.0	4.5	2.0						
Avg. Stride Freq. [Hz]	2.4	2.5	2.5	2.5	2.4	2.3	2.2						
Avg. Stride Length [m]	5.8	7.0	7.0	6.7	6.6	6.5	6.3						



- [] Ranking at each section and finish
- .-.- No data available at this section
- NA No data available