



Eagle Farm QLD Professional

Race 6: SILK LASER CLINIC OPEN Handicap - 1820m

04 March 2023 - 15:12



BRISBANE
RACING CLUB

Track Rating: Good 4, Weather: Fine, Rail Position: +4m Entire Course

Section		Field Times											
		Overall	1600m	1400m	1200m	1000m	800m	600m	Last 600m				
		1:52.65 (0:16.02)	1:36.63 (0:11.73)	1:24.90 (0:12.09)	1:12.81 (0:12.46)	1:00.35 (0:12.71)	0:47.64 (0:12.37)	0:35.27 (0:11.65)	0:35.27				
Rank	TAB Horse/Jockey	Barrier	Top Speed [km/h]	Fastest Section									Distance Travelled [m]
1	11 TREVELYAN Melea Castle	5	65.6 400m	0:11.15 400m	1:52.65 [1] (0:16.63)	1:36.02 [8] (0:12.20)	1:23.82 [8] (0:12.07)	1:11.75 [8] (0:12.55)	0:59.20 [8] (0:12.49)	0:46.71 [9] (0:12.09)	0:34.62 [8] (0:11.53)	0:34.62	
2	8 HIGH COURT Ashley Morgan	8	66.2 600m	0:11.19 400m	1:52.83 [2] (0:16.66)	1:36.17 [9] (0:12.43)	1:23.74 [10] (0:12.10)	1:11.64 [10] (0:12.52)	0:59.12 [10] (0:12.32)	0:46.80 [10] (0:12.11)	0:34.69 [10] (0:11.25)	0:34.69	+2
3	9 MUBARIZ Samantha Collett	11	64.5 600m	0:11.39 400m	1:52.91 [3] (0:16.94)	1:35.97 [10] (0:12.14)	1:23.83 [9] (0:12.02)	1:11.81 [9] (0:12.37)	0:59.44 [9] (0:12.36)	0:47.08 [7] (0:12.29)	0:34.79 [9] (0:11.47)	0:34.79	-6
4	6 POINT COUNTERPOINT Brooke Stower	4	65.2 600m	0:11.29 400m	1:53.04 [4] (0:16.43)	1:36.61 [6] (0:12.19)	1:24.42 [7] (0:12.18)	1:12.24 [7] (0:12.57)	0:59.67 [7] (0:12.43)	0:47.24 [8] (0:12.15)	0:35.09 [7] (0:11.56)	0:35.09	+1
5	7 SHE'S THE GIFT Jim Byrne	1	63.7 400m	0:11.50 400m	1:53.05 [5] (0:16.21)	1:36.84 [4] (0:11.97)	1:24.87 [4] (0:12.16)	1:12.71 [4] (0:12.40)	1:00.31 [3] (0:12.54)	0:47.77 [3] (0:12.39)	0:35.38 [4] (0:11.59)	0:35.38	-11
6	1 MOHICAN HEIGHTS Brodie Loy	2	63.8 400m	0:11.51 400m	1:53.19 [6] (0:16.27)	1:36.92 [5] (0:11.97)	1:24.95 [5] (0:12.20)	1:12.75 [5] (0:12.53)	1:00.22 [5] (0:12.68)	0:47.54 [6] (0:12.18)	0:35.36 [5] (0:11.66)	0:35.36	-3
7	10 DR EVIL Kyle Wilson-Taylor	6	64.4 600m	0:11.64 600m	1:53.30 [7] (0:16.17)	1:37.13 [2] (0:11.90)	1:25.23 [3] (0:12.18)	1:13.05 [3] (0:12.53)	1:00.52 [4] (0:12.59)	0:47.93 [4] (0:12.21)	0:35.72 [3] (0:11.64)	0:35.72	-1
8	5 BARADE Justin Huxtable	7	64.8 600m	0:11.36 400m	1:53.38 [8] (0:16.63)	1:36.75 [7] (0:11.97)	1:24.78 [6] (0:12.14)	1:12.64 [6] (0:12.39)	1:00.25 [6] (0:12.46)	0:47.79 [5] (0:12.43)	0:35.36 [6] (0:11.58)	0:35.36	-9
9	2 NAMAZU Ben Thompson	3	63.1 400m	0:11.61 400m	1:53.42 [9] (0:16.02)	1:37.40 [1] (0:11.73)	1:25.67 [1] (0:12.09)	1:13.58 [1] (0:12.46)	1:01.12 [1] (0:12.71)	0:48.41 [1] (0:12.37)	0:36.04 [1] (0:11.65)	0:36.04	-6
10	4 TEARS OF LOVE Tegan Harrison	12	63.3 1600m	0:11.64 600m	1:54.38 [10] (0:16.18)	1:38.20 [3] (0:11.71)	1:26.49 [2] (0:12.04)	1:14.45 [2] (0:12.54)	1:01.91 [2] (0:12.63)	0:49.28 [2] (0:12.36)	0:36.92 [2] (0:11.64)	0:36.92	+2

Scratched: In a Twinkling (#3), Nicochet (#12)

[] Ranking at each section and finish
 -:-:- No data available at this section
 NA No data available

SCN Saddle cloth number
 DNF Did not finish
 DNT Did not track



Eagle Farm QLD Professional

Race 6: SILK LASER CLINIC OPEN Handicap - 1820m

04 March 2023 - 15:12



BRISBANE
RACING CLUB

Track Rating: Good 4, Weather: Fine, Rail Position: +4m Entire Course

Section				400m	200m			Last 600m		
Field Times				0:23.62 (0:11.55)	0:12.07 (0:12.07)			0:35.27		
Rank	TAB	Horse/Jockey	Barrier	Top Speed [km/h]	Fastest Section	Margin			Distance Travelled [m]	
1	11	TREVELYAN Melea Castle	5	65.6 400m	0:11.15 400m	0:23.09 [8] (0:11.15)	0:11.94 [3] (0:11.94)	1:52.65	0:34.62	
2	8	HIGH COURT Ashley Morgan	8	66.2 600m	0:11.19 400m	0:23.44 [5] (0:11.19)	0:12.25 [1] (0:12.25)	1.05L	0:34.69	+2
3	9	MUBARIZ Samantha Collett	11	64.5 600m	0:11.39 400m	0:23.32 [9] (0:11.39)	0:11.93 [9] (0:11.93)	1.5L	0:34.79	-6
4	6	POINT COUNTERPOINT Brooke Stower	4	65.2 600m	0:11.29 400m	0:23.53 [10] (0:11.29)	0:12.24 [7] (0:12.24)	2.29L	0:35.09	+1
5	7	SHE'S THE GIFT Jim Byrne	1	63.7 400m	0:11.50 400m	0:23.79 [4] (0:11.50)	0:12.29 [4] (0:12.29)	2.36L	0:35.38	-11
6	1	MOHICAN HEIGHTS Brodie Loy	2	63.8 400m	0:11.51 400m	0:23.70 [6] (0:11.51)	0:12.19 [10] (0:12.19)	3.14L	0:35.36	-3
7	10	DR EVIL Kyle Wilson-Taylor	6	64.4 600m	0:11.64 600m	0:24.08 [3] (0:11.65)	0:12.43 [5] (0:12.43)	3.78L	0:35.72	-1
8	5	BARADE Justin Huxtable	7	64.8 600m	0:11.36 400m	0:23.78 [7] (0:11.36)	0:12.42 [6] (0:12.42)	4.3L	0:35.36	-9
9	2	NAMAZU Ben Thompson	3	63.1 400m	0:11.61 400m	0:24.39 [1] (0:11.61)	0:12.78 [2] (0:12.78)	4.5L	0:36.04	-6
10	4	TEARS OF LOVE Tegan Harrison	12	63.3 1600m	0:11.64 600m	0:25.28 [2] (0:11.83)	0:13.45 [8] (0:13.45)	10.18L	0:36.92	+2

Scratched: In a Twinkling (#3), Nicochet (#12)

Report Created: Sat 4 March 2023 16:10 GMT+10 (Note: Timing is based on position data)

Page 2/12

[] Ranking at each section and finish
 -:-:- No data available at this section
 NA No data available

SCN Saddle cloth number
 DNF Did not finish
 DNT Did not track

data processed by  TRIPLESDATA



Horse/Jockey Name	Trevelyan
Final Rank	1
Fastest Section Time (Section)	0:11.15 (400m)
Top Speed [km/h] (Section)	65.6 (400m)
Race State	Finished



Eagle Farm QLD Professional

Race 6: SILK LASER CLINIC OPEN Handicap - 1820m

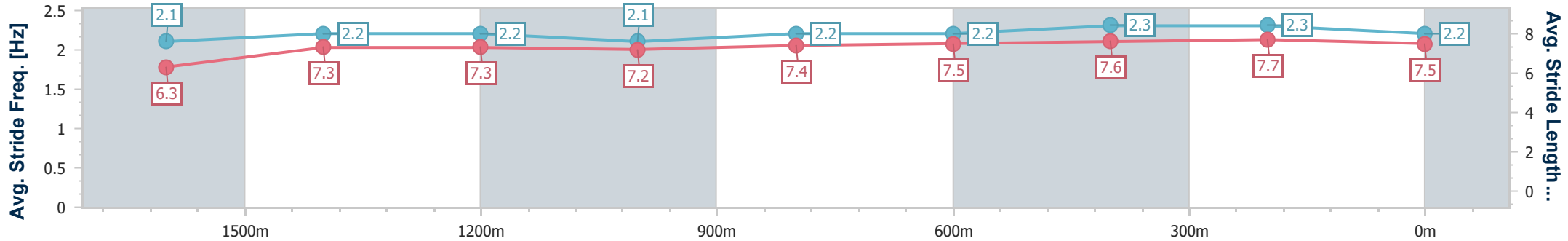
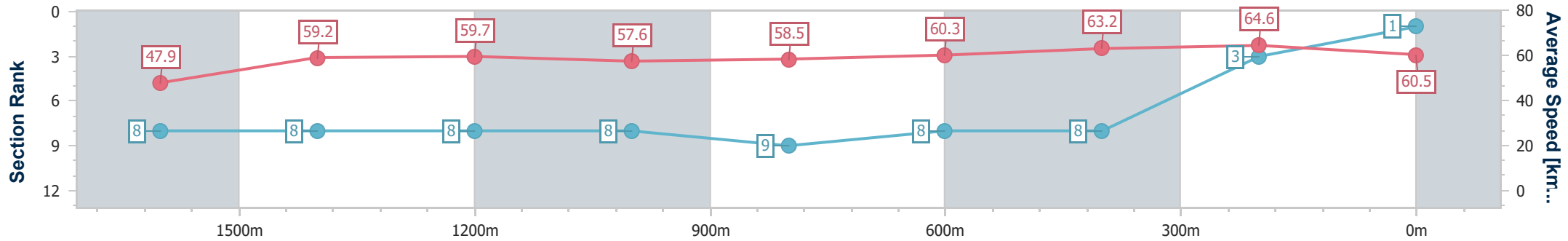
04 March 2023 - 15:12

Track Rating: Good 4, Weather: Fine, Rail Position: +4m Entire Course



BRISBANE RACING CLUB

Section	Overall	1600m	1400m	1200m	1000m	800m	600m	400m	200m				
Section Times	1:52.65 [1] (0:16.63)	1:36.02 [8] (0:12.20)	1:23.82 [8] (0:12.07)	1:11.75 [8] (0:12.55)	0:59.20 [8] (0:12.49)	0:46.71 [9] (0:12.09)	0:34.62 [8] (0:11.53)	0:23.09 [8] (0:11.15)	0:11.94 [3] (0:11.94)				
Average Speed [km/h]	47.9	59.2	59.7	57.6	58.5	60.3	63.2	64.6	60.5				
Top Speed [km/h]	58.0	61.7	61.2	58.6	59.5	60.8	64.3	65.6	63.6				
Avg. Dist. to Rail [m]	3.3	1.1	2.6	3.2	3.2	2.5	2.7	6.1	5.9				
Avg. Stride Freq. [Hz]	2.1	2.2	2.2	2.1	2.2	2.2	2.3	2.3	2.2				
Avg. Stride Length [m]	6.3	7.3	7.3	7.2	7.4	7.5	7.6	7.7	7.5				



- [] Ranking at each section and finish
- .-.- No data available at this section
- NA No data available



Horse/Jockey Name	High Court
Final Rank	2
Fastest Section Time (Section)	0:11.19 (400m)
Top Speed [km/h] (Section)	66.2 (600m)
Race State	Finished



Eagle Farm QLD Professional

Race 6: SILK LASER CLINIC OPEN Handicap - 1820m

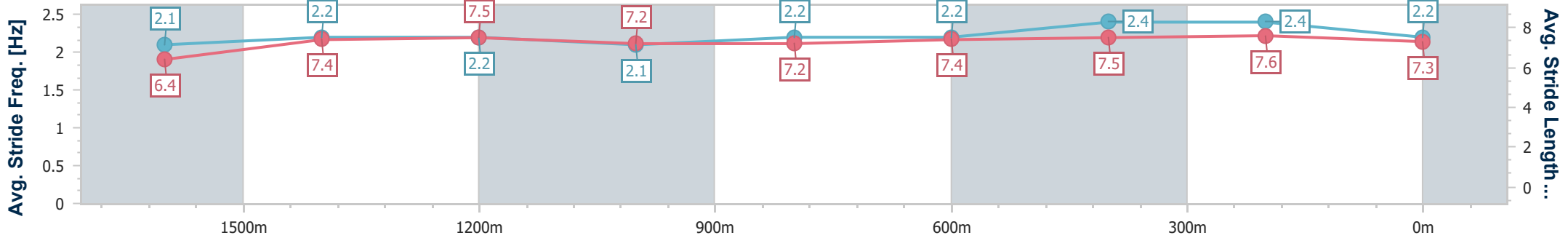
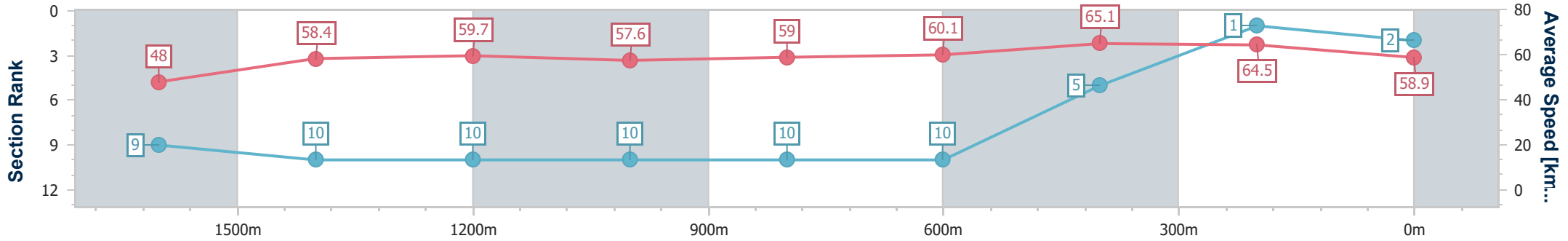
04 March 2023 - 15:12

Track Rating: Good 4, Weather: Fine, Rail Position: +4m Entire Course



BRISBANE RACING CLUB

Section	Overall	1600m	1400m	1200m	1000m	800m	600m	400m	200m
Section Times	1:52.83 [2] (0:16.66)	1:36.17 [9] (0:12.43)	1:23.74 [10] (0:12.10)	1:11.64 [10] (0:12.52)	0:59.12 [10] (0:12.32)	0:46.80 [10] (0:12.11)	0:34.69 [10] (0:11.25)	0:23.44 [5] (0:11.19)	0:12.25 [1] (0:12.25)
Average Speed [km/h]	48.0	58.4	59.7	57.6	59.0	60.1	65.1	64.5	58.9
Top Speed [km/h]	58.1	61.4	61.4	59.1	61.0	63.6	66.2	65.9	61.1
Avg. Dist. to Rail [m]	4.8	2.3	2.9	3.1	2.1	2.4	4.1	6.0	4.2
Avg. Stride Freq. [Hz]	2.1	2.2	2.2	2.1	2.2	2.2	2.4	2.4	2.2
Avg. Stride Length [m]	6.4	7.4	7.5	7.2	7.2	7.4	7.5	7.6	7.3



- [] Ranking at each section and finish
- .-.- No data available at this section
- NA No data available



Horse/Jockey Name	Mubariz
Final Rank	3
Fastest Section Time (Section)	0:11.39 (400m)
Top Speed [km/h] (Section)	64.5 (600m)
Race State	Finished



Eagle Farm QLD Professional

Race 6: SILK LASER CLINIC OPEN Handicap - 1820m

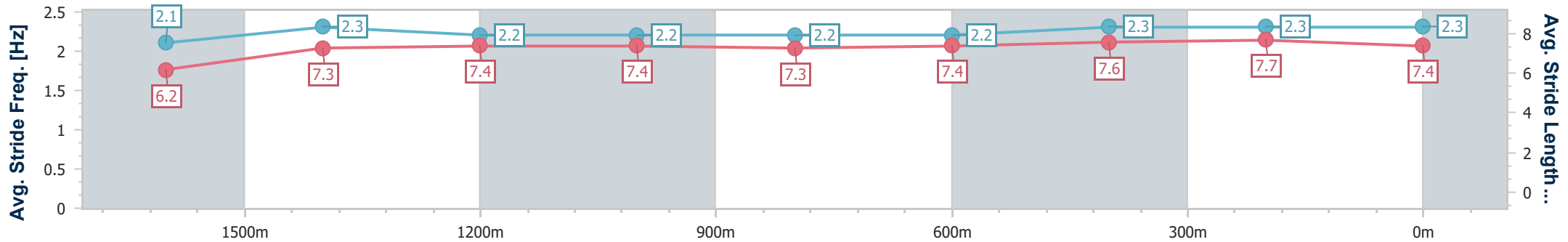
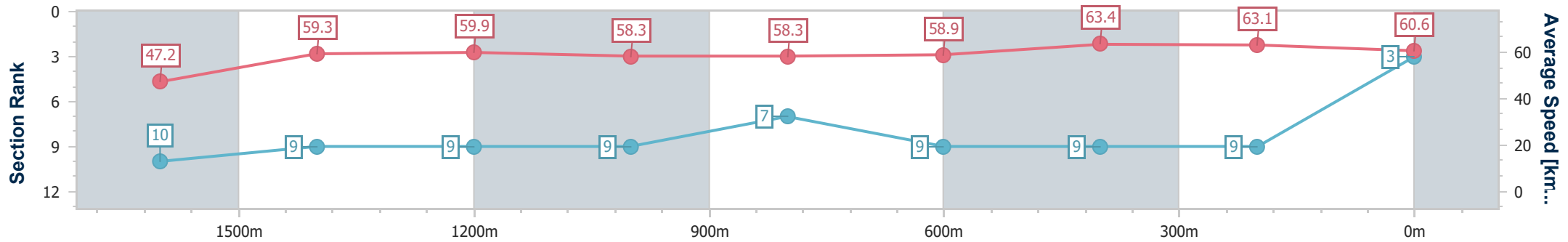
04 March 2023 - 15:12

Track Rating: Good 4, Weather: Fine, Rail Position: +4m Entire Course



BRISBANE RACING CLUB

Section	Overall	1600m	1400m	1200m	1000m	800m	600m	400m	200m
Section Times	1:52.91 [3] (0:16.94)	1:35.97 [10] (0:12.14)	1:23.83 [9] (0:12.02)	1:11.81 [9] (0:12.37)	0:59.44 [9] (0:12.36)	0:47.08 [7] (0:12.29)	0:34.79 [9] (0:11.47)	0:23.32 [9] (0:11.39)	0:11.93 [9] (0:11.93)
Average Speed [km/h]	47.2	59.3	59.9	58.3	58.3	58.9	63.4	63.1	60.6
Top Speed [km/h]	58.2	61.5	61.5	59.1	59.2	61.5	64.5	63.9	62.0
Avg. Dist. to Rail [m]	5.2	0.3	0.2	0.7	0.4	0.7	2.1	6.1	7.6
Avg. Stride Freq. [Hz]	2.1	2.3	2.2	2.2	2.2	2.2	2.3	2.3	2.3
Avg. Stride Length [m]	6.2	7.3	7.4	7.4	7.3	7.4	7.6	7.7	7.4



- [] Ranking at each section and finish
- .-.- No data available at this section
- NA No data available



Horse/Jockey Name	Point Counterpoint
Final Rank	4
Fastest Section Time (Section)	0:11.29 (400m)
Top Speed [km/h] (Section)	65.2 (600m)
Race State	Finished



Eagle Farm QLD Professional

Race 6: SILK LASER CLINIC OPEN Handicap - 1820m

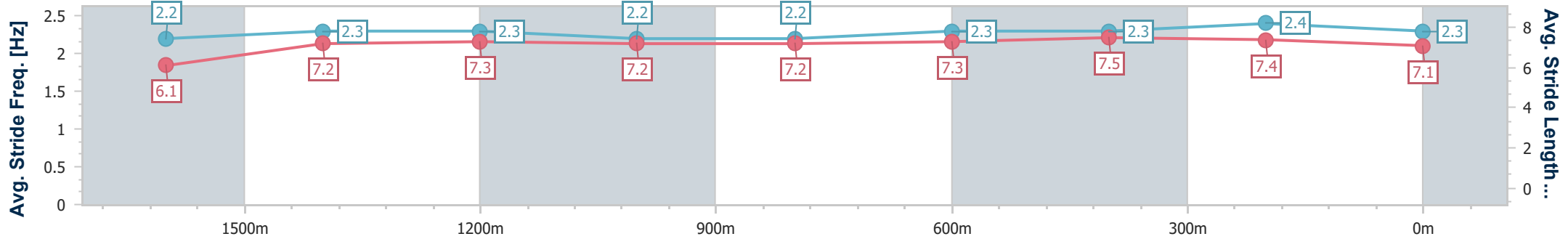
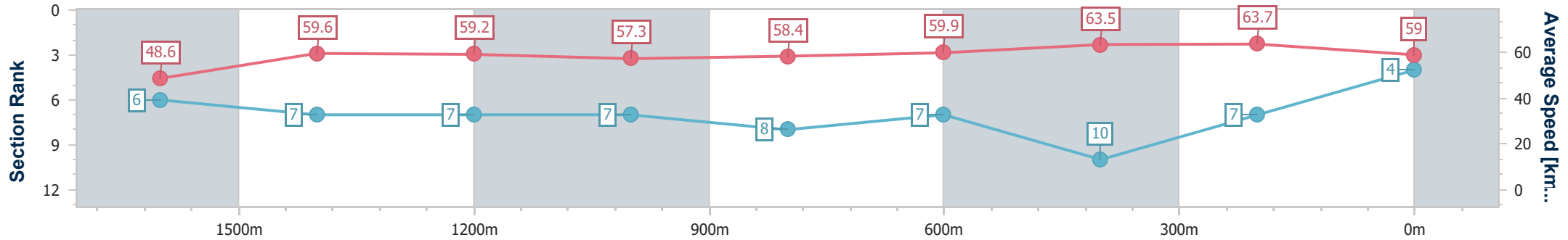
04 March 2023 - 15:12

Track Rating: Good 4, Weather: Fine, Rail Position: +4m Entire Course



BRISBANE RACING CLUB

Section	Overall	1600m	1400m	1200m	1000m	800m	600m	400m	200m
Section Times	1:53.04 [4] (0:16.43)	1:36.61 [6] (0:12.19)	1:24.42 [7] (0:12.18)	1:12.24 [7] (0:12.57)	0:59.67 [7] (0:12.43)	0:47.24 [8] (0:12.15)	0:35.09 [7] (0:11.56)	0:23.53 [10] (0:11.29)	0:12.24 [7] (0:12.24)
Average Speed [km/h]	48.6	59.6	59.2	57.3	58.4	59.9	63.5	63.7	59.0
Top Speed [km/h]	57.2	61.1	60.6	58.5	59.7	61.7	65.2	65.0	62.8
Avg. Dist. to Rail [m]	3.8	2.1	2.1	1.8	2.1	2.6	3.6	6.0	4.4
Avg. Stride Freq. [Hz]	2.2	2.3	2.3	2.2	2.2	2.3	2.3	2.4	2.3
Avg. Stride Length [m]	6.1	7.2	7.3	7.2	7.2	7.3	7.5	7.4	7.1



- [] Ranking at each section and finish
- .-.- No data available at this section
- NA No data available



Horse/Jockey Name	She's The Gift
Final Rank	5
Fastest Section Time (Section)	0:11.50 (400m)
Top Speed [km/h] (Section)	63.7 (400m)
Race State	Finished



Eagle Farm QLD Professional

Race 6: SILK LASER CLINIC OPEN Handicap - 1820m

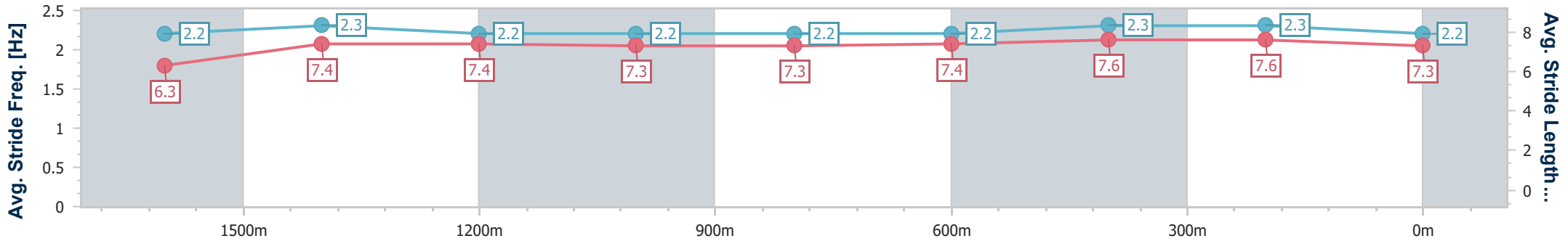
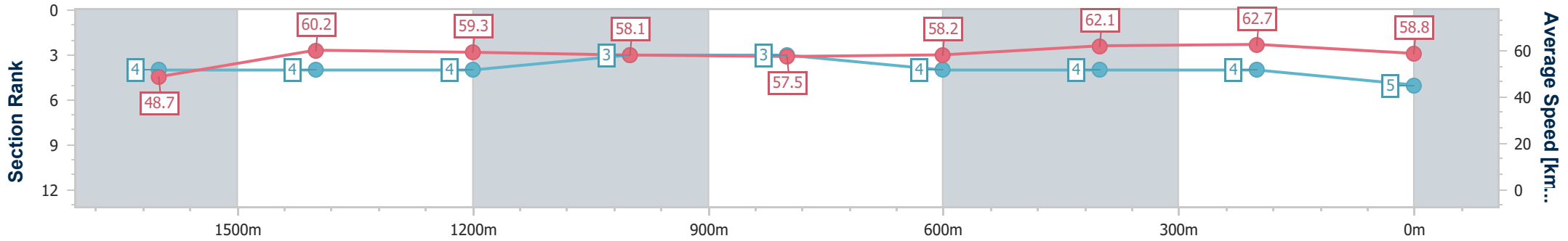
04 March 2023 - 15:12

Track Rating: Good 4, Weather: Fine, Rail Position: +4m Entire Course



BRISBANE RACING CLUB

Section	Overall	1600m	1400m	1200m	1000m	800m	600m	400m	200m
Section Times	1:53.05 [5] (0:16.21)	1:36.84 [4] (0:11.97)	1:24.87 [4] (0:12.16)	1:12.71 [4] (0:12.40)	1:00.31 [3] (0:12.54)	0:47.77 [3] (0:12.39)	0:35.38 [4] (0:11.59)	0:23.79 [4] (0:11.50)	0:12.29 [4] (0:12.29)
Average Speed [km/h]	48.7	60.2	59.3	58.1	57.5	58.2	62.1	62.7	58.8
Top Speed [km/h]	58.7	61.2	60.8	58.8	57.8	60.6	63.5	63.7	61.3
Avg. Dist. to Rail [m]	1.3	0.3	0.8	0.9	0.2	0.2	0.3	0.7	1.6
Avg. Stride Freq. [Hz]	2.2	2.3	2.2	2.2	2.2	2.2	2.3	2.3	2.2
Avg. Stride Length [m]	6.3	7.4	7.4	7.3	7.3	7.4	7.6	7.6	7.3



- [] Ranking at each section and finish
- .-.- No data available at this section
- NA No data available



Horse/Jockey Name	Mohican Heights
Final Rank	6
Fastest Section Time (Section)	0:11.51 (400m)
Top Speed [km/h] (Section)	63.8 (400m)
Race State	Finished



Eagle Farm QLD Professional

Race 6: SILK LASER CLINIC OPEN Handicap - 1820m

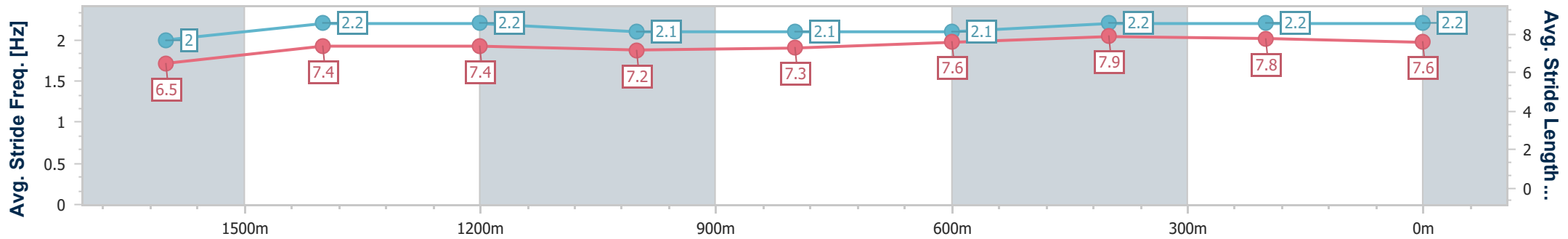
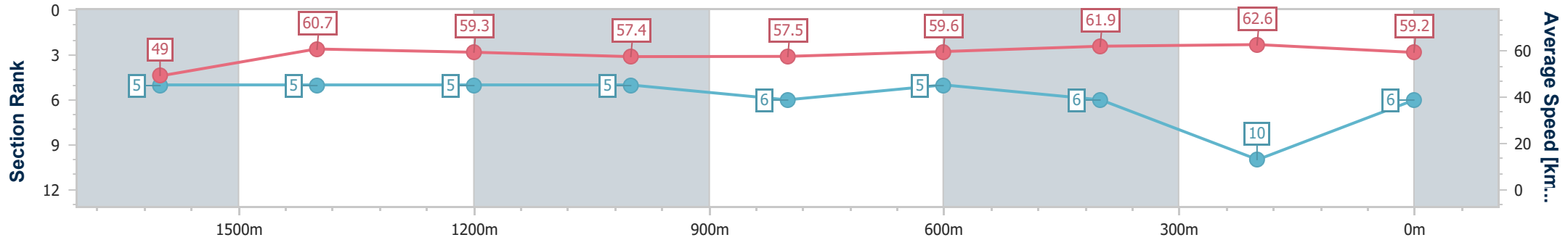
04 March 2023 - 15:12

Track Rating: Good 4, Weather: Fine, Rail Position: +4m Entire Course



BRISBANE RACING CLUB

Section	Overall	1600m	1400m	1200m	1000m	800m	600m	400m	200m
Section Times	1:53.19 [6] (0:16.27)	1:36.92 [5] (0:11.97)	1:24.95 [5] (0:12.20)	1:12.75 [5] (0:12.53)	1:00.22 [5] (0:12.68)	0:47.54 [6] (0:12.18)	0:35.36 [5] (0:11.66)	0:23.70 [6] (0:11.51)	0:12.19 [10] (0:12.19)
Average Speed [km/h]	49.0	60.7	59.3	57.4	57.5	59.6	61.9	62.6	59.2
Top Speed [km/h]	59.0	61.6	61.1	58.3	58.3	60.7	63.0	63.8	61.4
Avg. Dist. to Rail [m]	2.6	2.3	2.5	2.9	2.5	1.6	0.6	1.9	3.1
Avg. Stride Freq. [Hz]	2.0	2.2	2.2	2.1	2.1	2.1	2.2	2.2	2.2
Avg. Stride Length [m]	6.5	7.4	7.4	7.2	7.3	7.6	7.9	7.8	7.6



- [] Ranking at each section and finish
- .-.- No data available at this section
- NA No data available



Horse/Jockey Name	Dr Evil
Final Rank	7
Fastest Section Time (Section)	0:11.64 (600m)
Top Speed [km/h] (Section)	64.4 (600m)
Race State	Finished



Eagle Farm QLD Professional

Race 6: SILK LASER CLINIC OPEN Handicap - 1820m

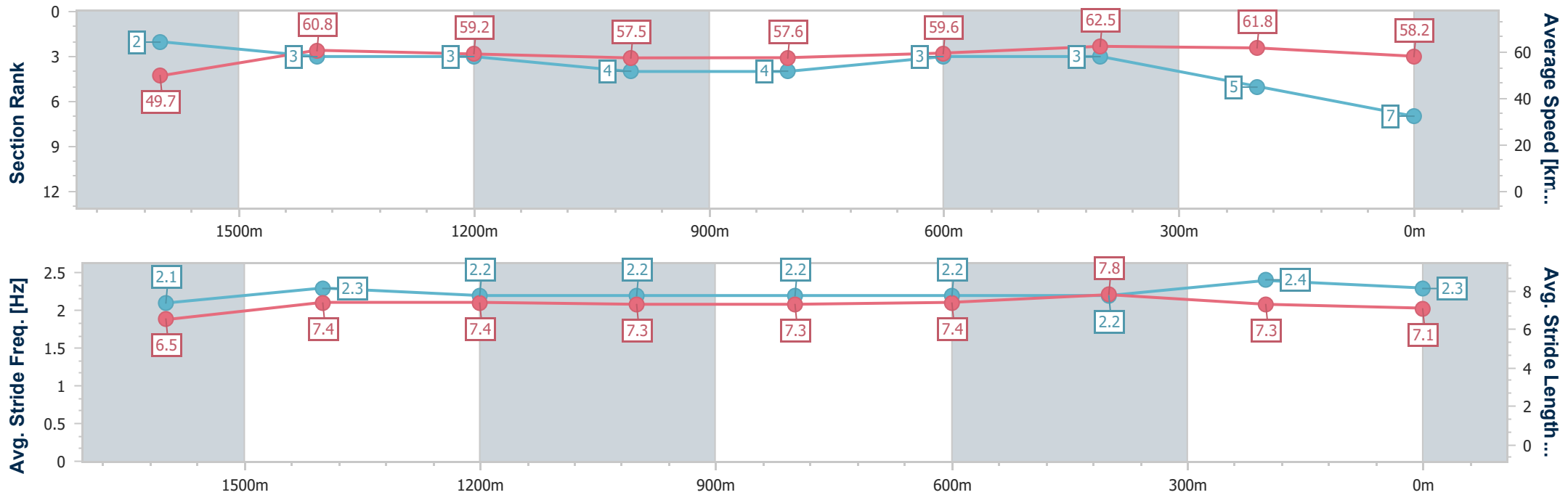
04 March 2023 - 15:12

Track Rating: Good 4, Weather: Fine, Rail Position: +4m Entire Course



BRISBANE RACING CLUB

Section	Overall	1600m	1400m	1200m	1000m	800m	600m	400m	200m
Section Times	1:53.30 [7] (0:16.17)	1:37.13 [2] (0:11.90)	1:25.23 [3] (0:12.18)	1:13.05 [3] (0:12.53)	1:00.52 [4] (0:12.59)	0:47.93 [4] (0:12.21)	0:35.72 [3] (0:11.64)	0:24.08 [3] (0:11.65)	0:12.43 [5] (0:12.43)
Average Speed [km/h]	49.7	60.8	59.2	57.5	57.6	59.6	62.5	61.8	58.2
Top Speed [km/h]	60.9	62.4	60.9	58.9	58.4	61.0	64.4	63.6	59.9
Avg. Dist. to Rail [m]	5.1	1.8	1.7	2.0	1.9	2.2	2.1	4.6	5.1
Avg. Stride Freq. [Hz]	2.1	2.3	2.2	2.2	2.2	2.2	2.2	2.4	2.3
Avg. Stride Length [m]	6.5	7.4	7.4	7.3	7.3	7.3	7.4	7.3	7.1



- [] Ranking at each section and finish
- .-.- No data available at this section
- NA No data available



Horse/Jockey Name	Barade
Final Rank	8
Fastest Section Time (Section)	0:11.36 (400m)
Top Speed [km/h] (Section)	64.8 (600m)
Race State	Finished



Eagle Farm QLD Professional

Race 6: SILK LASER CLINIC OPEN Handicap - 1820m

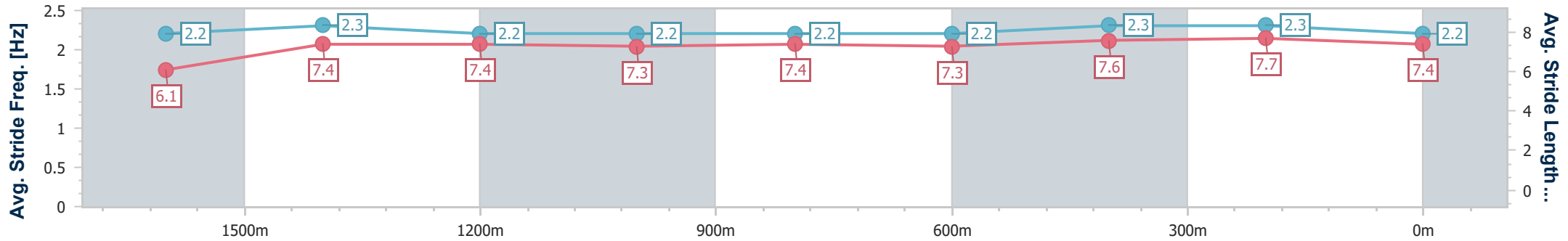
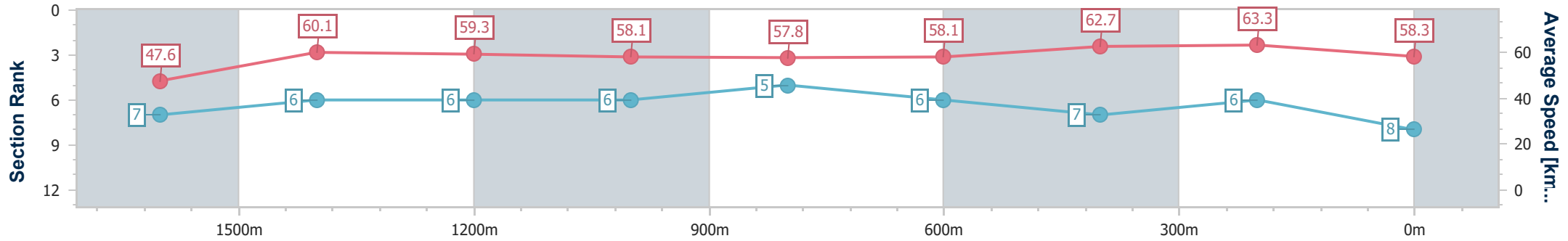
04 March 2023 - 15:12

Track Rating: Good 4, Weather: Fine, Rail Position: +4m Entire Course



BRISBANE RACING CLUB

Section	Overall	1600m	1400m	1200m	1000m	800m	600m	400m	200m
Section Times	1:53.38 [8] (0:16.63)	1:36.75 [7] (0:11.97)	1:24.78 [6] (0:12.14)	1:12.64 [6] (0:12.39)	1:00.25 [6] (0:12.46)	0:47.79 [5] (0:12.43)	0:35.36 [6] (0:11.58)	0:23.78 [7] (0:11.36)	0:12.42 [6] (0:12.42)
Average Speed [km/h]	47.6	60.1	59.3	58.1	57.8	58.1	62.7	63.3	58.3
Top Speed [km/h]	61.8	61.2	60.5	59.2	58.2	61.5	64.8	64.7	61.1
Avg. Dist. to Rail [m]	3.7	0.3	0.4	0.7	0.4	0.9	2.0	3.3	1.6
Avg. Stride Freq. [Hz]	2.2	2.3	2.2	2.2	2.2	2.2	2.3	2.3	2.2
Avg. Stride Length [m]	6.1	7.4	7.4	7.3	7.4	7.3	7.6	7.7	7.4



- [] Ranking at each section and finish
- .-.- No data available at this section
- NA No data available



Horse/Jockey Name	Namazu
Final Rank	9
Fastest Section Time (Section)	0:11.61 (400m)
Top Speed [km/h] (Section)	63.1 (400m)
Race State	Finished



Eagle Farm QLD Professional

Race 6: SILK LASER CLINIC OPEN Handicap - 1820m

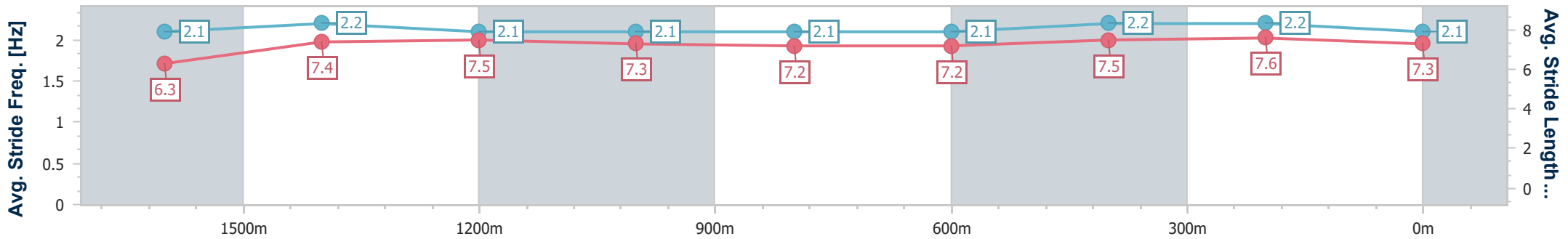
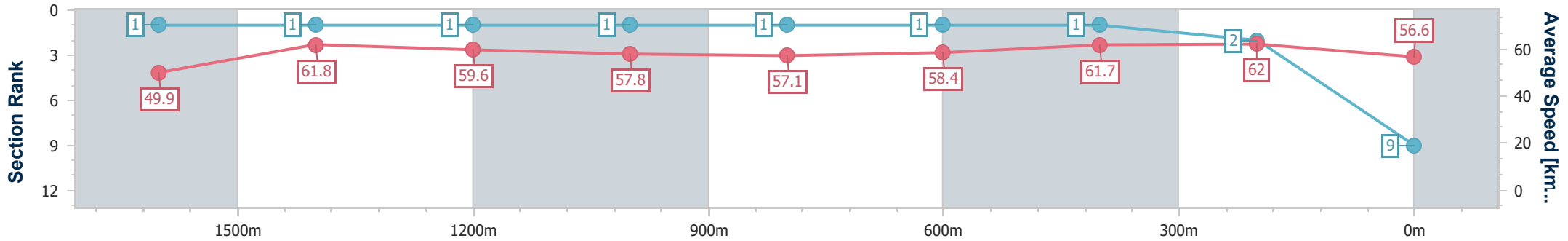
04 March 2023 - 15:12

Track Rating: Good 4, Weather: Fine, Rail Position: +4m Entire Course



BRISBANE RACING CLUB

Section	Overall	1600m	1400m	1200m	1000m	800m	600m	400m	200m
Section Times	1:53.42 [9] (0:16.02)	1:37.40 [1] (0:11.73)	1:25.67 [1] (0:12.09)	1:13.58 [1] (0:12.46)	1:01.12 [1] (0:12.71)	0:48.41 [1] (0:12.37)	0:36.04 [1] (0:11.65)	0:24.39 [1] (0:11.61)	0:12.78 [2] (0:12.78)
Average Speed [km/h]	49.9	61.8	59.6	57.8	57.1	58.4	61.7	62.0	56.6
Top Speed [km/h]	59.7	63.0	60.9	58.7	57.6	61.2	62.3	63.1	59.7
Avg. Dist. to Rail [m]	3.1	1.9	1.7	1.7	1.4	0.5	0.2	1.8	2.7
Avg. Stride Freq. [Hz]	2.1	2.2	2.1	2.1	2.1	2.1	2.2	2.2	2.1
Avg. Stride Length [m]	6.3	7.4	7.5	7.3	7.2	7.2	7.5	7.6	7.3



- [] Ranking at each section and finish
- .-.- No data available at this section
- NA No data available



Horse/Jockey Name	Tears Of Love
Final Rank	10
Fastest Section Time (Section)	0:11.64 (600m)
Top Speed [km/h] (Section)	63.3 (1600m)
Race State	Finished



Eagle Farm QLD Professional

Race 6: SILK LASER CLINIC OPEN Handicap - 1820m

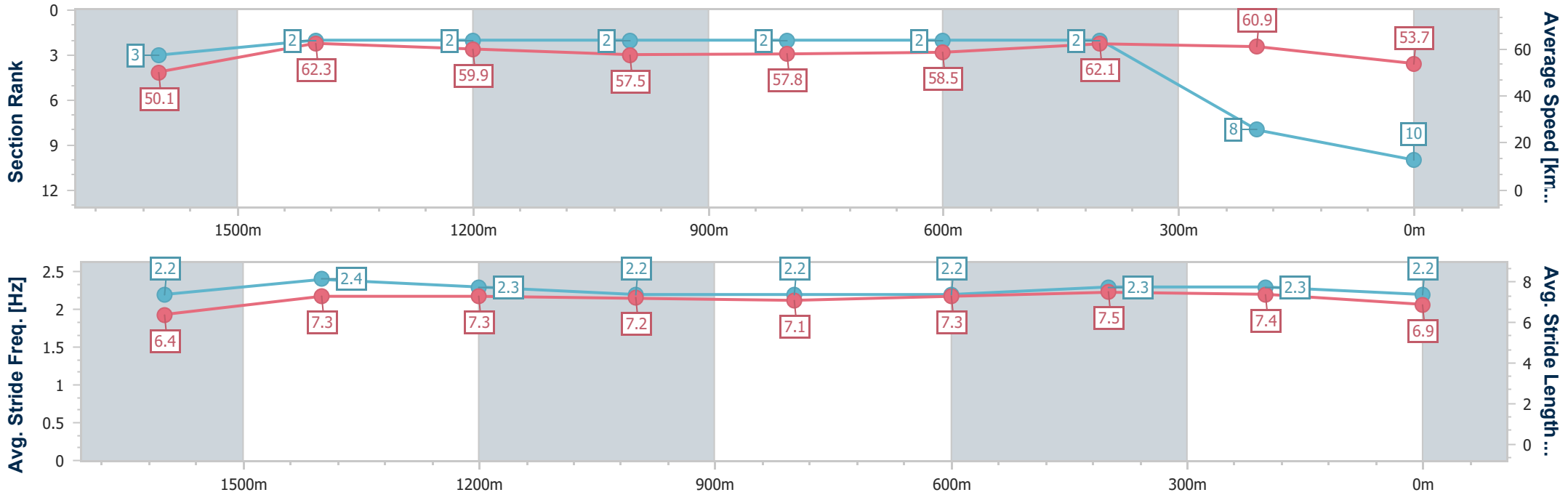
04 March 2023 - 15:12

Track Rating: Good 4, Weather: Fine, Rail Position: +4m Entire Course



BRISBANE RACING CLUB

Section	Overall	1600m	1400m	1200m	1000m	800m	600m	400m	200m				
Section Times	1:54.38 [10] (0:16.18)	1:38.20 [3] (0:11.71)	1:26.49 [2] (0:12.04)	1:14.45 [2] (0:12.54)	1:01.91 [2] (0:12.63)	0:49.28 [2] (0:12.36)	0:36.92 [2] (0:11.64)	0:25.28 [2] (0:11.83)	0:13.45 [8] (0:13.45)				
Average Speed [km/h]	50.1	62.3	59.9	57.5	57.8	58.5	62.1	60.9	53.7				
Top Speed [km/h]	61.8	63.3	61.9	59.2	58.2	60.8	62.8	62.4	58.5				
Avg. Dist. to Rail [m]	7.9	3.6	2.7	2.5	2.7	1.1	0.6	2.7	4.1				
Avg. Stride Freq. [Hz]	2.2	2.4	2.3	2.2	2.2	2.2	2.3	2.3	2.2				
Avg. Stride Length [m]	6.4	7.3	7.3	7.2	7.1	7.3	7.5	7.4	6.9				



- [] Ranking at each section and finish
- .-.- No data available at this section
- NA No data available