

Ipswich QLD Professional

Race 4: SIRROMET BENCHMARK 60 Handicap - 2500m

02 March 2023 - 15:05

Track Rating: Soft 5, Weather: , Rail Position: +6m Entire

Section		Overall	2400m	2200m	2000m	1800m	1600m	1400m	Last 600m				
Field Times		2:40.42 (0:11.37)	2:29.05 (0:12.20)	2:16.85 (0:12.66)	2:04.19 (0:12.29)	1:51.90 (0:12.18)	1:39.72 (0:12.39)	1:27.33 (0:11.97)	0:38.65				
Rank	TAB Horse/Jockey	Barrier	Top Speed [km/h]	Fastest Section									Distance Travelled [m]
1	3 LETS TORQUE A DEEL Alisha Donald	4	62.0 1800m	0:11.65 Overall	2:40.42 [1] (0:11.65)	2:28.77 [4] (0:12.26)	2:16.51 [4] (0:12.43)	2:04.08 [2] (0:12.18)	1:51.90 [1] (0:12.18)	1:39.72 [1] (0:12.39)	1:27.33 [1] (0:11.97)	0:38.65	
2	5 LIKEABEEL Corey Bayliss	2	62.7 800m	0:11.67 800m	2:41.10 [2] (0:11.69)	2:29.41 [5] (0:12.19)	2:17.22 [3] (0:12.64)	2:04.58 [4] (0:12.66)	1:51.92 [4] (0:12.71)	1:39.21 [4] (0:13.18)	1:26.03 [4] (0:12.94)	0:36.54	+1
3	9 HARBELLE Cody Collis	6	63.3 800m	0:11.50 800m	2:41.19 [3] (0:11.92)	2:29.27 [6] (0:12.30)	2:16.97 [7] (0:12.75)	2:04.22 [7] (0:12.70)	1:51.52 [7] (0:12.65)	1:38.87 [7] (0:13.16)	1:25.71 [6] (0:12.98)	0:36.27	+1
4	2 KIPLING'S JOURNEY Bailey Wheeler	1	62.8 800m	0:11.37 Overall	2:41.66 [4] (0:11.37)	2:30.29 [1] (0:12.20)	2:18.09 [1] (0:12.66)	2:05.43 [1] (0:12.50)	1:52.93 [2] (0:12.69)	1:40.24 [2] (0:13.40)	1:26.84 [2] (0:12.92)	0:37.46	-2
5	7 CHAYSE 'N' NOAH Karl Zechner	8	62.5 800m	0:11.61 800m	2:41.75 [5] (0:12.08)	2:29.67 [7] (0:11.98)	2:17.69 [6] (0:12.73)	2:04.96 [6] (0:12.70)	1:52.26 [6] (0:12.85)	1:39.41 [6] (0:13.33)	1:26.08 [7] (0:12.95)	0:36.75	+3
6	6 ZELSON Adin Thompson	3	62.6 800m	0:11.58 Overall	2:41.78 [6] (0:11.58)	2:30.20 [3] (0:12.39)	2:17.81 [5] (0:12.69)	2:05.12 [5] (0:12.61)	1:52.51 [5] (0:12.72)	1:39.79 [5] (0:13.27)	1:26.52 [5] (0:12.81)	0:37.22	+4
7	4 STAR SMASH Danny Peisley	7	62.6 800m	0:11.45 Overall	2:42.19 [7] (0:11.45)	2:30.74 [2] (0:12.22)	2:18.52 [2] (0:12.66)	2:05.86 [3] (0:12.58)	1:53.28 [3] (0:12.68)	1:40.60 [3] (0:13.20)	1:27.40 [3] (0:12.88)	0:37.99	+6
8	1 BERNIE'S TIGER Yvette Lewis	5	63.0 800m	0:11.53 800m	2:42.32 [8] (0:12.51)	2:29.81 [9] (0:12.17)	2:17.64 [9] (0:12.55)	2:05.09 [8] (0:12.89)	1:52.20 [9] (0:12.59)	1:39.61 [9] (0:13.26)	1:26.35 [9] (0:12.85)	0:37.05	+2
9	8 MASTER OF MENACE Jason Taylor	9	61.3 800m	0:11.97 800m	2:43.80 [9] (0:12.44)	2:31.36 [8] (0:12.23)	2:19.13 [8] (0:12.59)	2:06.54 [9] (0:12.76)	1:53.78 [8] (0:12.63)	1:41.15 [8] (0:13.22)	1:27.93 [8] (0:12.98)	0:38.10	+1



Ipswich QLD Professional

Race 4: SIRROMET BENCHMARK 60 Handicap - 2500m

02 March 2023 - 15:05



Track Rating: Soft 5, Weather: , Rail Position: +6m Entire

Section							1200m	1000m	800m	600m	400m	200m	Last 600m	
Field Times							1:15.36 (0:11.99)	1:03.37 (0:12.29)	0:51.08 (0:12.43)	0:38.65 (0:12.53)	0:26.12 (0:12.84)	0:13.28 (0:13.28)	0:38.65	
Rank	TAB	Horse/Jockey	Barrier	Top Speed [km/h]	Fastest Section							Margin	Distance Travelled [m]	
1	3	LETS TORQUE A DEEL Alisha Donald	4	62.0 1800m	0:11.65 Overall	1:15.36 [1] (0:11.99)	1:03.37 [1] (0:12.29)	0:51.08 [1] (0:12.43)	0:38.65 [1] (0:12.53)	0:26.12 [1] (0:12.84)	0:13.28 [1] (0:13.28)	2:40.42	0:38.65	
2	5	LIKEABEEL Corey Bayliss	2	62.7 800m	0:11.67 800m	1:13.09 [4] (0:12.51)	1:00.58 [4] (0:12.37)	0:48.21 [5] (0:11.67)	0:36.54 [5] (0:11.79)	0:24.75 [5] (0:12.17)	0:12.58 [2] (0:12.58)	4L	0:36.54	+1
3	9	HARBELLE Cody Collis	6	63.3 800m	0:11.50 800m	1:12.73 [6] (0:12.54)	1:00.19 [7] (0:12.42)	0:47.77 [7] (0:11.50)	0:36.27 [7] (0:11.60)	0:24.67 [6] (0:12.25)	0:12.42 [6] (0:12.42)	4.5L	0:36.27	+1
4	2	KIPLING'S JOURNEY Bailey Wheeler	1	62.8 800m	0:11.37 Overall	1:13.92 [3] (0:12.49)	1:01.43 [2] (0:12.37)	0:49.06 [2] (0:11.60)	0:37.46 [2] (0:11.89)	0:25.57 [2] (0:12.53)	0:13.04 [3] (0:13.04)	7.3L	0:37.46	-2
5	7	CHAYSE 'N' NOAH Karl Zechner	8	62.5 800m	0:11.61 800m	1:13.13 [7] (0:12.44)	1:00.69 [6] (0:12.33)	0:48.36 [6] (0:11.61)	0:36.75 [6] (0:11.91)	0:24.84 [7] (0:12.13)	0:12.71 [7] (0:12.71)	7.7L	0:36.75	+3
6	6	ZELSON Adin Thompson	3	62.6 800m	0:11.58 Overall	1:13.71 [5] (0:12.49)	1:01.22 [5] (0:12.33)	0:48.89 [4] (0:11.67)	0:37.22 [4] (0:11.79)	0:25.43 [4] (0:12.41)	0:13.02 [4] (0:13.02)	7.9L	0:37.22	+4
7	4	STAR SMASH Danny Peisley	7	62.6 800m	0:11.45 Overall	1:14.52 [2] (0:12.58)	1:01.94 [3] (0:12.36)	0:49.58 [3] (0:11.59)	0:37.99 [3] (0:11.88)	0:26.11 [3] (0:12.63)	0:13.48 [5] (0:13.48)	10.2L	0:37.99	+6
8	1	BERNIE'S TIGER Yvette Lewis	5	63.0 800m	0:11.53 800m	1:13.50 [8] (0:12.62)	1:00.88 [9] (0:12.30)	0:48.58 [9] (0:11.53)	0:37.05 [8] (0:11.66)	0:25.39 [8] (0:12.35)	0:13.04 [8] (0:13.04)	11L	0:37.05	+2
9	8	MASTER OF MENACE Jason Taylor	9	61.3 800m	0:11.97 800m	1:14.95 [9] (0:12.35)	1:02.60 [8] (0:12.53)	0:50.07 [8] (0:11.97)	0:38.10 [9] (0:12.60)	0:25.50 [9] (0:12.67)	0:12.83 [9] (0:12.83)	19.5L	0:38.10	+1

[] Ranking at each section and finish
 -:-:- No data available at this section
 NA No data available

SCN Saddle cloth number
 DNF Did not finish
 DNT Did not track



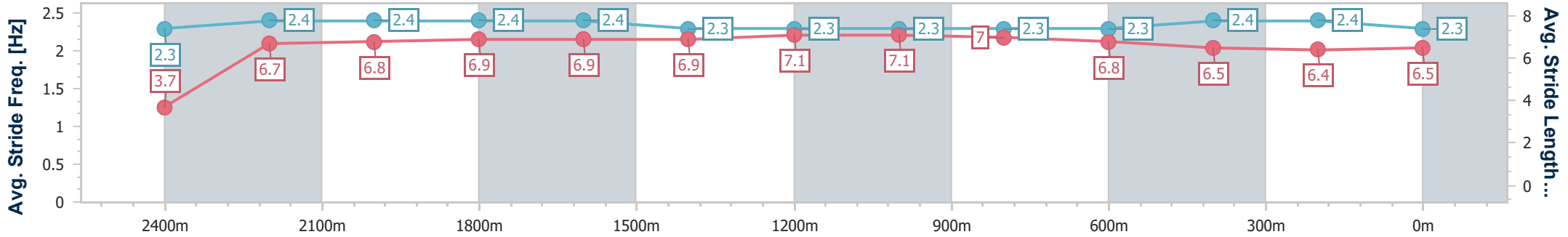
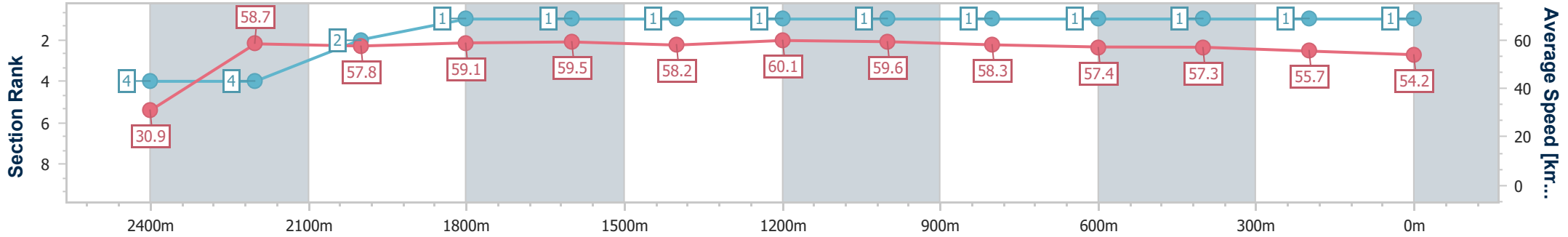
Horse/Jockey Name	Lets Torque A Deel
Final Rank	1
Fastest Section Time (Section)	0:11.65 (Overall)
Top Speed [km/h] (Section)	62.0 (1800m)
Race State	Finished



Ipswich QLD Professional
 Race 4: SIRROMET BENCHMARK 60 Handicap - 2500m
 02 March 2023 - 15:05
 Track Rating: Soft 5, Weather: , Rail Position: +6m Entire



Section	Overall	2400m	2200m	2000m	1800m	1600m	1400m	1200m	1000m	800m	600m	400m	200m
Section Times	2:40.42 [1] (0:11.65)	2:28.77 [4] (0:12.26)	2:16.51 [4] (0:12.43)	2:04.08 [2] (0:12.18)	1:51.90 [1] (0:12.18)	1:39.72 [1] (0:12.39)	1:27.33 [1] (0:11.97)	1:15.36 [1] (0:11.99)	1:03.37 [1] (0:12.29)	0:51.08 [1] (0:12.43)	0:38.65 [1] (0:12.53)	0:26.12 [1] (0:12.84)	0:13.28 [1] (0:13.28)
Average Speed [km/h]	30.9	58.7	57.8	59.1	59.5	58.2	60.1	59.6	58.3	57.4	57.3	55.7	54.2
Top Speed [km/h]	57.6	59.3	59.3	62.0	62.0	59.2	61.2	60.7	59.4	58.4	58.7	56.6	55.6
Avg. Dist. to Rail [m]	10.4	0.8	0.4	0.3	0.9	1.0	0.6	1.7	2.2	2.3	1.3	1.3	0.5
Avg. Stride Freq. [Hz]	2.3	2.4	2.4	2.4	2.4	2.3	2.3	2.3	2.3	2.3	2.4	2.4	2.3
Avg. Stride Length [m]	3.7	6.7	6.8	6.9	6.9	6.9	7.1	7.1	7.0	6.8	6.5	6.4	6.5



- [] Ranking at each section and finish
- .-.- No data available at this section
- NA No data available



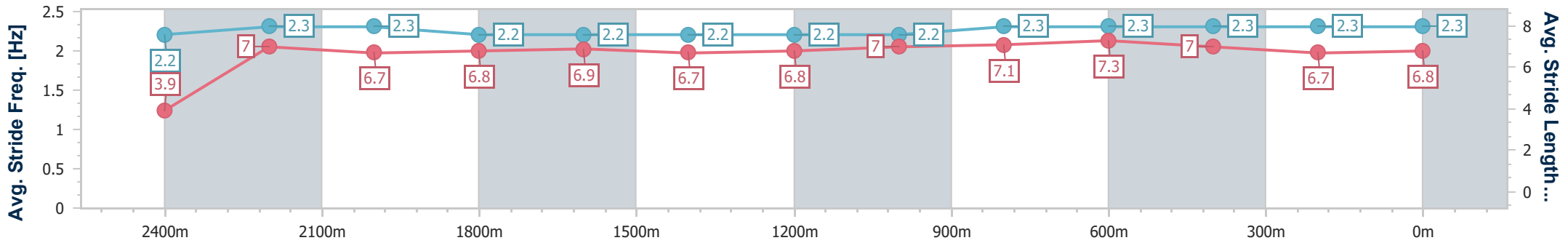
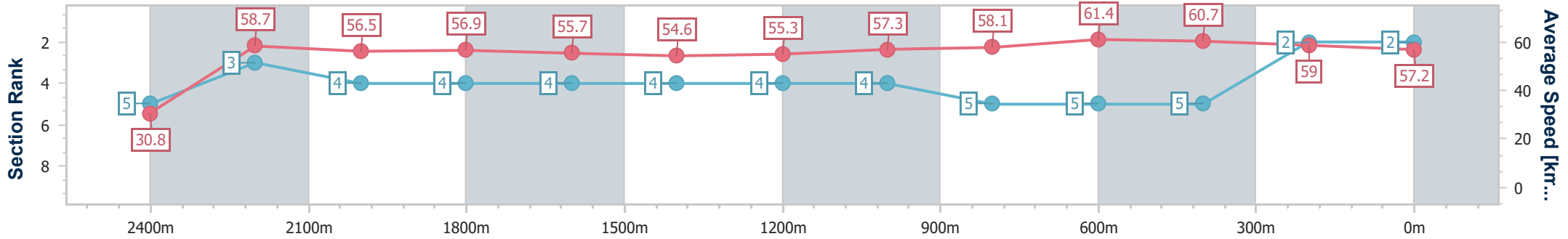
Horse/Jockey Name	Likeabeel
Final Rank	2
Fastest Section Time (Section)	0:11.67 (800m)
Top Speed [km/h] (Section)	62.7 (800m)
Race State	Finished



Ipswich QLD Professional
 Race 4: SIRROMET BENCHMARK 60 Handicap - 2500m
 02 March 2023 - 15:05
 Track Rating: Soft 5, Weather: , Rail Position: +6m Entire



Section	Overall	2400m	2200m	2000m	1800m	1600m	1400m	1200m	1000m	800m	600m	400m	200m
Section Times	2:41.10 [2] (0:11.69)	2:29.41 [5] (0:12.19)	2:17.22 [3] (0:12.64)	2:04.58 [4] (0:12.66)	1:51.92 [4] (0:12.71)	1:39.21 [4] (0:13.18)	1:26.03 [4] (0:12.94)	1:13.09 [4] (0:12.51)	1:00.58 [4] (0:12.37)	0:48.21 [5] (0:11.67)	0:36.54 [5] (0:11.79)	0:24.75 [5] (0:12.17)	0:12.58 [2] (0:12.58)
Average Speed [km/h]	30.8	58.7	56.5	56.9	55.7	54.6	55.3	57.3	58.1	61.4	60.7	59.0	57.2
Top Speed [km/h]	59.2	60.8	57.3	57.8	57.0	55.9	57.3	58.1	59.9	62.7	62.4	59.3	58.4
Avg. Dist. to Rail [m]	8.7	1.7	1.9	1.8	1.9	1.6	1.6	1.3	1.2	1.1	1.1	1.3	1.5
Avg. Stride Freq. [Hz]	2.2	2.3	2.3	2.2	2.2	2.2	2.2	2.2	2.3	2.3	2.3	2.3	2.3
Avg. Stride Length [m]	3.9	7.0	6.7	6.8	6.9	6.7	6.8	7.0	7.1	7.3	7.0	6.7	6.8



- [] Ranking at each section and finish
- .-.- No data available at this section
- NA No data available



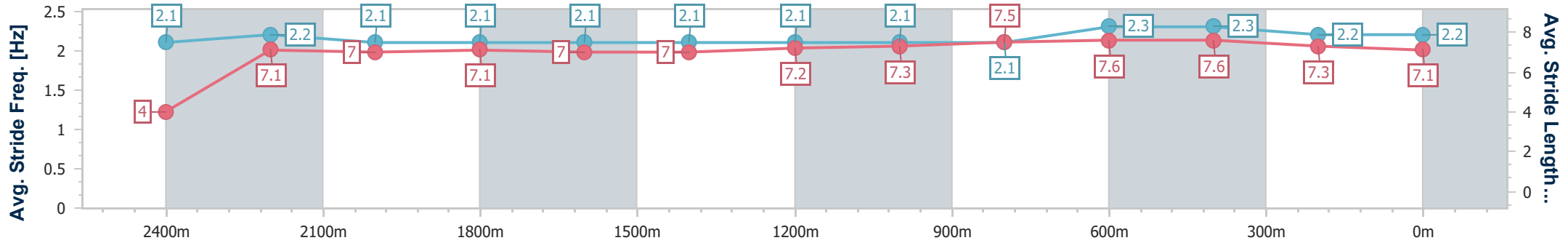
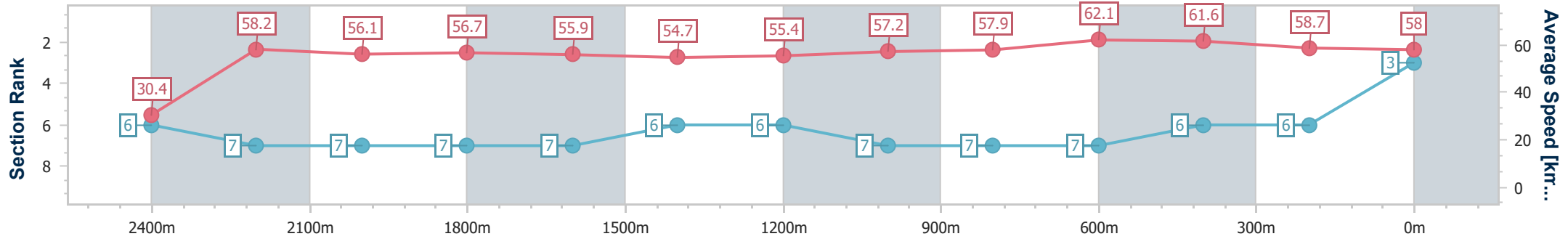
Horse/Jockey Name	Harbelle
Final Rank	3
Fastest Section Time (Section)	0:11.50 (800m)
Top Speed [km/h] (Section)	63.3 (800m)
Race State	Finished



Ipswich QLD Professional
 Race 4: SIRROMET BENCHMARK 60 Handicap - 2500m
 02 March 2023 - 15:05
 Track Rating: Soft 5, Weather: , Rail Position: +6m Entire



Section	Overall	2400m	2200m	2000m	1800m	1600m	1400m	1200m	1000m	800m	600m	400m	200m
Section Times	2:41.19 [3] (0:11.92)	2:29.27 [6] (0:12.30)	2:16.97 [7] (0:12.75)	2:04.22 [7] (0:12.70)	1:51.52 [7] (0:12.65)	1:38.87 [7] (0:13.16)	1:25.71 [6] (0:12.98)	1:12.73 [6] (0:12.54)	1:00.19 [7] (0:12.42)	0:47.77 [7] (0:11.50)	0:36.27 [7] (0:11.60)	0:24.67 [6] (0:12.25)	0:12.42 [6] (0:12.42)
Average Speed [km/h]	30.4	58.2	56.1	56.7	55.9	54.7	55.4	57.2	57.9	62.1	61.6	58.7	58.0
Top Speed [km/h]	59.4	59.4	56.7	58.3	58.3	55.4	56.2	58.1	60.1	63.3	62.8	60.0	59.2
Avg. Dist. to Rail [m]	9.6	1.1	1.8	2.4	2.1	1.0	0.7	0.6	1.0	1.8	1.7	1.6	3.1
Avg. Stride Freq. [Hz]	2.1	2.2	2.1	2.1	2.1	2.1	2.1	2.1	2.1	2.3	2.3	2.2	2.2
Avg. Stride Length [m]	4.0	7.1	7.0	7.1	7.0	7.0	7.2	7.3	7.5	7.6	7.6	7.3	7.1



- [] Ranking at each section and finish
- .-.- No data available at this section
- NA No data available



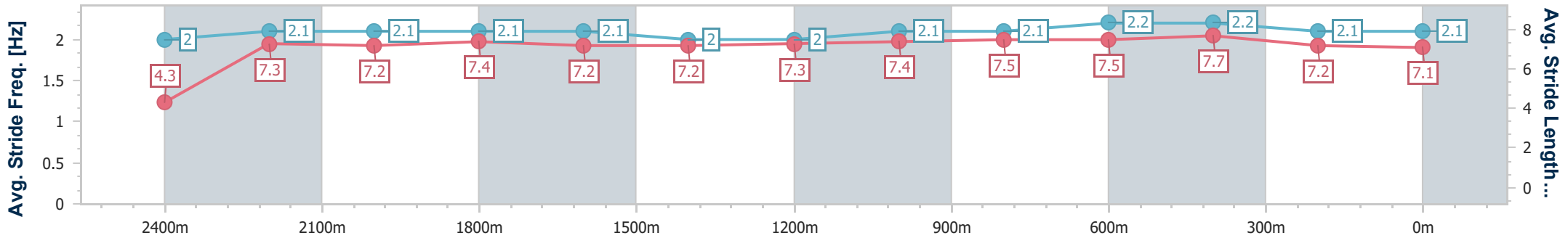
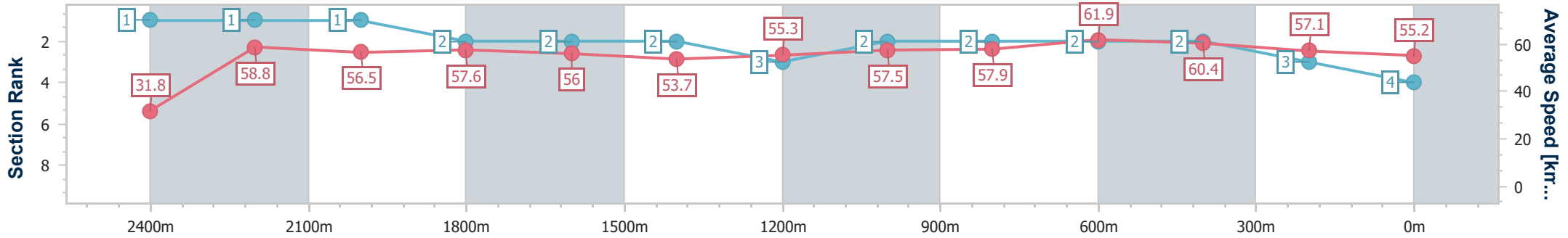
Horse/Jockey Name	Kipling's Journey
Final Rank	4
Fastest Section Time (Section)	0:11.37 (Overall)
Top Speed [km/h] (Section)	62.8 (800m)
Race State	Finished



Ipswich QLD Professional
 Race 4: SIRROMET BENCHMARK 60 Handicap - 2500m
 02 March 2023 - 15:05
 Track Rating: Soft 5, Weather: , Rail Position: +6m Entire



Section	Overall	2400m	2200m	2000m	1800m	1600m	1400m	1200m	1000m	800m	600m	400m	200m
Section Times	2:41.66 [4] (0:11.37)	2:30.29 [1] (0:12.20)	2:18.09 [1] (0:12.66)	2:05.43 [1] (0:12.50)	1:52.93 [2] (0:12.69)	1:40.24 [2] (0:13.40)	1:26.84 [2] (0:12.92)	1:13.92 [3] (0:12.49)	1:01.43 [2] (0:12.37)	0:49.06 [2] (0:11.60)	0:37.46 [2] (0:11.89)	0:25.57 [2] (0:12.53)	0:13.04 [3] (0:13.04)
Average Speed [km/h]	31.8	58.8	56.5	57.6	56.0	53.7	55.3	57.5	57.9	61.9	60.4	57.1	55.2
Top Speed [km/h]	59.2	60.3	56.9	58.9	58.9	54.7	57.0	58.0	59.9	62.8	61.7	58.3	57.1
Avg. Dist. to Rail [m]	8.7	1.0	1.7	1.7	1.6	1.1	1.5	1.1	0.8	0.9	0.9	1.2	0.9
Avg. Stride Freq. [Hz]	2.0	2.1	2.1	2.1	2.1	2.0	2.0	2.1	2.1	2.2	2.2	2.1	2.1
Avg. Stride Length [m]	4.3	7.3	7.2	7.4	7.2	7.2	7.3	7.4	7.5	7.5	7.7	7.2	7.1



- [] Ranking at each section and finish
- .-.- No data available at this section
- NA No data available



Horse/Jockey Name	Chayse 'N' Noah
Final Rank	5
Fastest Section Time (Section)	0:11.61 (800m)
Top Speed [km/h] (Section)	62.5 (800m)
Race State	Finished



Ipswich QLD Professional

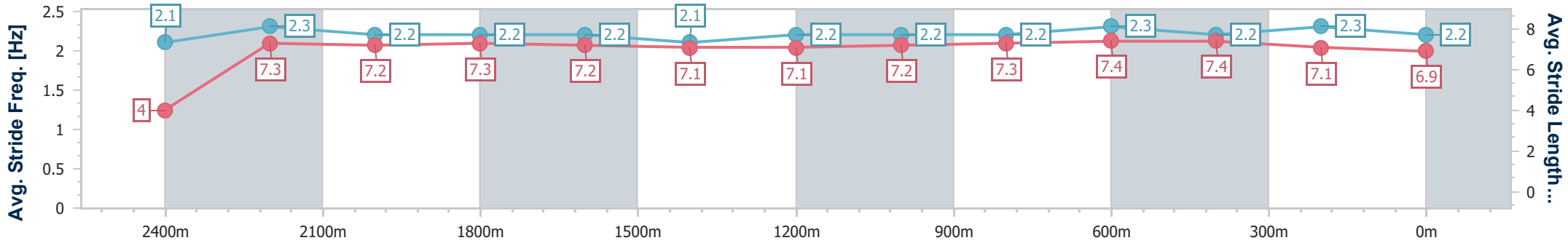
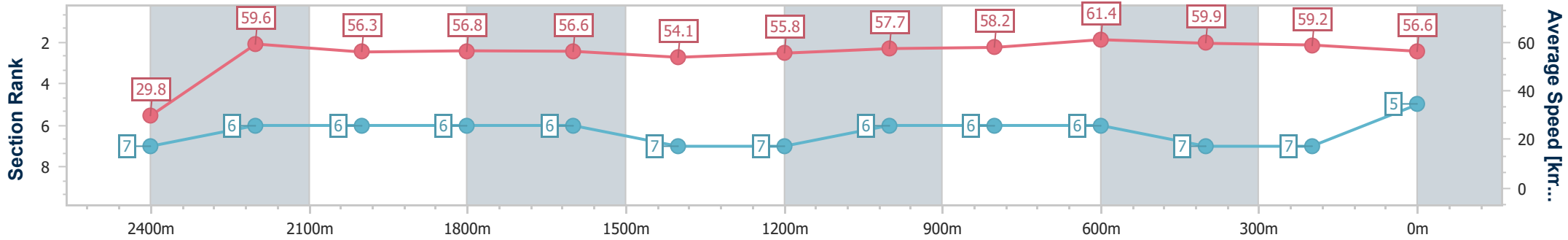
Race 4: SIRROMET BENCHMARK 60 Handicap - 2500m

02 March 2023 - 15:05

Track Rating: Soft 5, Weather: , Rail Position: +6m Entire



Section	Overall	2400m	2200m	2000m	1800m	1600m	1400m	1200m	1000m	800m	600m	400m	200m
Section Times	2:41.75 [5] (0:12.08)	2:29.67 [7] (0:11.98)	2:17.69 [6] (0:12.73)	2:04.96 [6] (0:12.70)	1:52.26 [6] (0:12.85)	1:39.41 [6] (0:13.33)	1:26.08 [7] (0:12.95)	1:13.13 [7] (0:12.44)	1:00.69 [6] (0:12.33)	0:48.36 [6] (0:11.61)	0:36.75 [6] (0:11.91)	0:24.84 [7] (0:12.13)	0:12.71 [7] (0:12.71)
Average Speed [km/h]	29.8	59.6	56.3	56.8	56.6	54.1	55.8	57.7	58.2	61.4	59.9	59.2	56.6
Top Speed [km/h]	57.7	61.2	58.0	58.6	58.7	55.1	57.6	58.2	60.0	62.5	61.8	59.5	58.4
Avg. Dist. to Rail [m]	9.2	1.8	0.7	0.4	1.4	2.1	0.7	0.9	1.7	2.3	1.9	0.8	0.8
Avg. Stride Freq. [Hz]	2.1	2.3	2.2	2.2	2.2	2.1	2.2	2.2	2.2	2.3	2.2	2.3	2.2
Avg. Stride Length [m]	4.0	7.3	7.2	7.3	7.2	7.1	7.1	7.2	7.3	7.4	7.4	7.1	6.9



- [] Ranking at each section and finish
- .-.- No data available at this section
- NA No data available



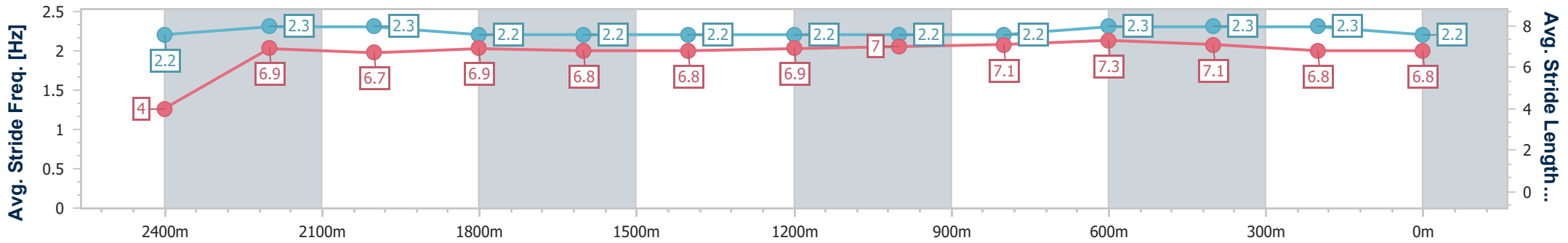
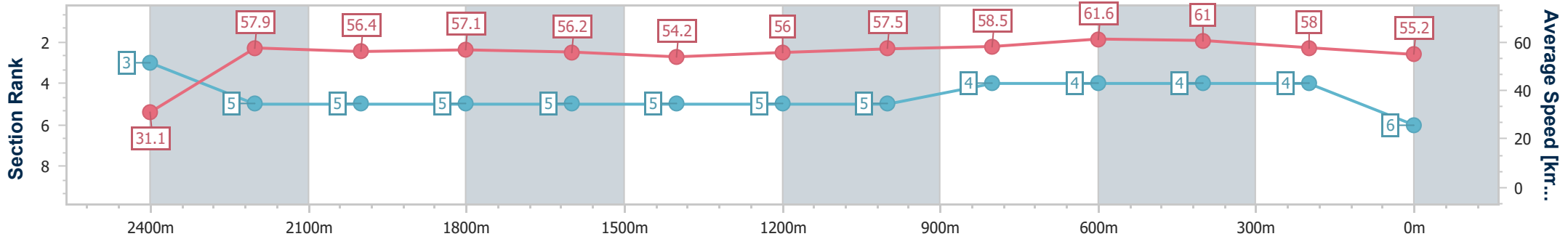
Horse/Jockey Name	Zelson
Final Rank	6
Fastest Section Time (Section)	0:11.58 (Overall)
Top Speed [km/h] (Section)	62.6 (800m)
Race State	Finished



Ipswich QLD Professional
 Race 4: SIRROMET BENCHMARK 60 Handicap - 2500m
 02 March 2023 - 15:05
 Track Rating: Soft 5, Weather: , Rail Position: +6m Entire



Section	Overall	2400m	2200m	2000m	1800m	1600m	1400m	1200m	1000m	800m	600m	400m	200m
Section Times	2:41.78 [6] (0:11.58)	2:30.20 [3] (0:12.39)	2:17.81 [5] (0:12.69)	2:05.12 [5] (0:12.61)	1:52.51 [5] (0:12.72)	1:39.79 [5] (0:13.27)	1:26.52 [5] (0:12.81)	1:13.71 [5] (0:12.49)	1:01.22 [5] (0:12.33)	0:48.89 [4] (0:11.67)	0:37.22 [4] (0:11.79)	0:25.43 [4] (0:12.41)	0:13.02 [4] (0:13.02)
Average Speed [km/h]	31.1	57.9	56.4	57.1	56.2	54.2	56.0	57.5	58.5	61.6	61.0	58.0	55.2
Top Speed [km/h]	58.0	58.9	57.5	57.6	57.4	54.9	57.3	58.5	59.8	62.6	62.0	59.5	56.8
Avg. Dist. to Rail [m]	9.5	0.7	1.3	0.8	1.0	0.8	0.8	0.5	0.3	0.2	0.4	1.3	2.2
Avg. Stride Freq. [Hz]	2.2	2.3	2.3	2.2	2.2	2.2	2.2	2.2	2.2	2.3	2.3	2.3	2.2
Avg. Stride Length [m]	4.0	6.9	6.7	6.9	6.8	6.8	6.9	7.0	7.1	7.3	7.1	6.8	6.8



- [] Ranking at each section and finish
- .-.- No data available at this section
- NA No data available



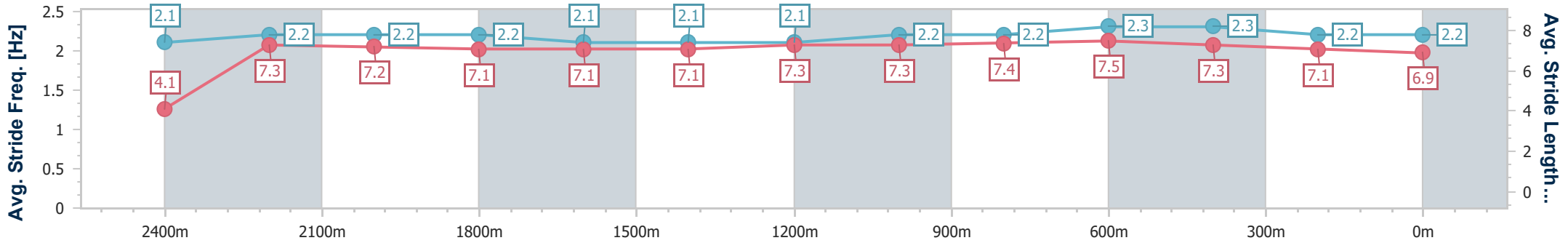
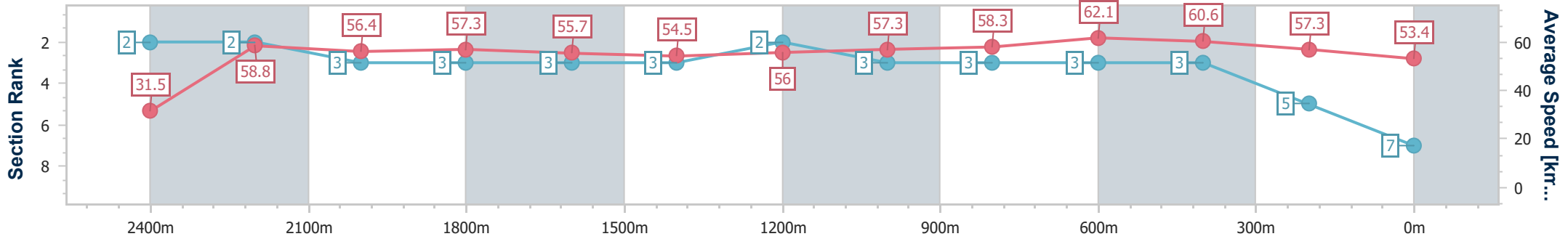
Horse/Jockey Name	Star Smash
Final Rank	7
Fastest Section Time (Section)	0:11.45 (Overall)
Top Speed [km/h] (Section)	62.6 (800m)
Race State	Finished



Ipswich QLD Professional
 Race 4: SIRROMET BENCHMARK 60 Handicap - 2500m
 02 March 2023 - 15:05
 Track Rating: Soft 5, Weather: , Rail Position: +6m Entire



Section	Overall	2400m	2200m	2000m	1800m	1600m	1400m	1200m	1000m	800m	600m	400m	200m
Section Times	2:42.19 [7] (0:11.45)	2:30.74 [2] (0:12.22)	2:18.52 [2] (0:12.66)	2:05.86 [3] (0:12.58)	1:53.28 [3] (0:12.68)	1:40.60 [3] (0:13.20)	1:27.40 [3] (0:12.88)	1:14.52 [2] (0:12.58)	1:01.94 [3] (0:12.36)	0:49.58 [3] (0:11.59)	0:37.99 [3] (0:11.88)	0:26.11 [3] (0:12.63)	0:13.48 [5] (0:13.48)
Average Speed [km/h]	31.5	58.8	56.4	57.3	55.7	54.5	56.0	57.3	58.3	62.1	60.6	57.3	53.4
Top Speed [km/h]	59.6	59.7	57.5	57.9	57.0	55.2	57.5	57.9	60.6	62.6	62.3	58.9	55.9
Avg. Dist. to Rail [m]	11.5	1.1	2.1	2.1	2.1	0.4	0.3	0.5	0.3	0.1	0.2	2.5	5.1
Avg. Stride Freq. [Hz]	2.1	2.2	2.2	2.2	2.1	2.1	2.1	2.2	2.2	2.3	2.3	2.2	2.2
Avg. Stride Length [m]	4.1	7.3	7.2	7.1	7.1	7.1	7.3	7.3	7.4	7.5	7.3	7.1	6.9



- [] Ranking at each section and finish
- .-.- No data available at this section
- NA No data available



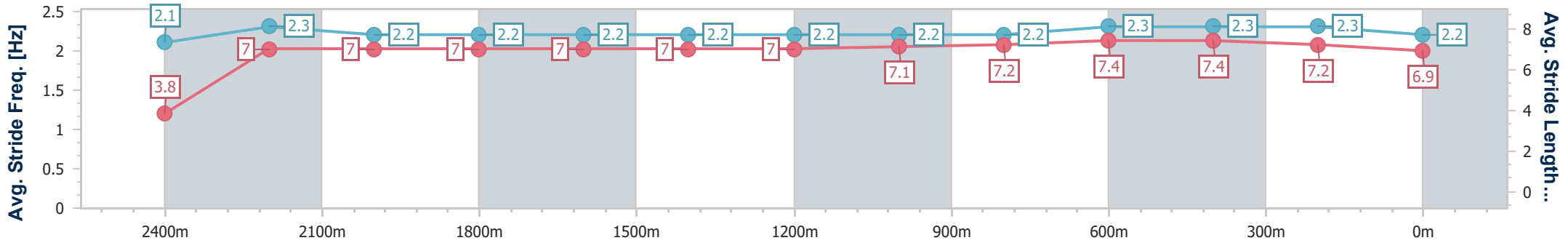
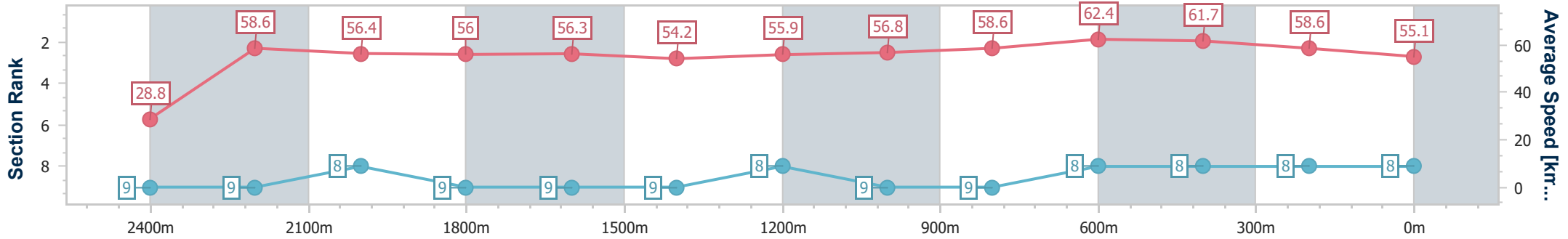
Horse/Jockey Name	Bernie's Tiger
Final Rank	8
Fastest Section Time (Section)	0:11.53 (800m)
Top Speed [km/h] (Section)	63.0 (800m)
Race State	Finished



Ipswich QLD Professional
 Race 4: SIRROMET BENCHMARK 60 Handicap - 2500m
 02 March 2023 - 15:05
 Track Rating: Soft 5, Weather: , Rail Position: +6m Entire



Section	Overall	2400m	2200m	2000m	1800m	1600m	1400m	1200m	1000m	800m	600m	400m	200m
Section Times	2:42.32 [8] (0:12.51)	2:29.81 [9] (0:12.17)	2:17.64 [9] (0:12.55)	2:05.09 [8] (0:12.89)	1:52.20 [9] (0:12.59)	1:39.61 [9] (0:13.26)	1:26.35 [9] (0:12.85)	1:13.50 [8] (0:12.62)	1:00.88 [9] (0:12.30)	0:48.58 [9] (0:11.53)	0:37.05 [8] (0:11.66)	0:25.39 [8] (0:12.35)	0:13.04 [8] (0:13.04)
Average Speed [km/h]	28.8	58.6	56.4	56.0	56.3	54.2	55.9	56.8	58.6	62.4	61.7	58.6	55.1
Top Speed [km/h]	56.6	59.8	58.5	57.0	57.1	56.4	56.9	58.0	61.6	63.0	62.5	60.4	58.4
Avg. Dist. to Rail [m]	7.3	2.3	3.7	2.8	1.9	0.2	0.6	0.8	0.6	0.3	0.3	1.5	1.5
Avg. Stride Freq. [Hz]	2.1	2.3	2.2	2.2	2.2	2.2	2.2	2.2	2.2	2.3	2.3	2.3	2.2
Avg. Stride Length [m]	3.8	7.0	7.0	7.0	7.0	7.0	7.0	7.1	7.2	7.4	7.4	7.2	6.9



- [] Ranking at each section and finish
- .-.- No data available at this section
- NA No data available



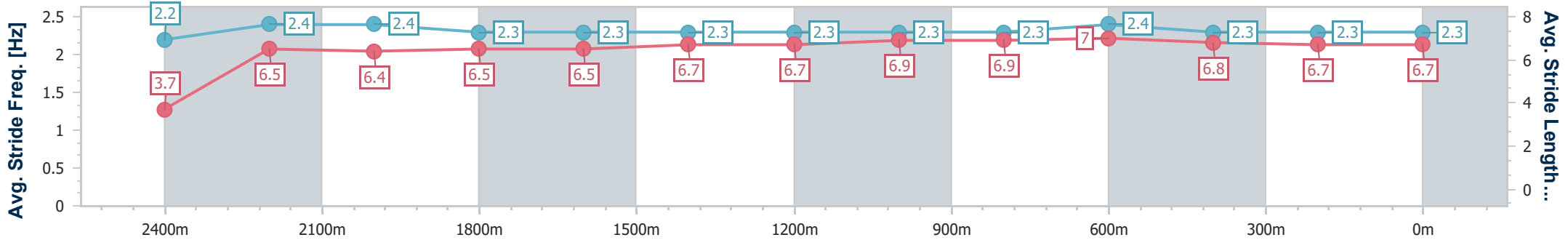
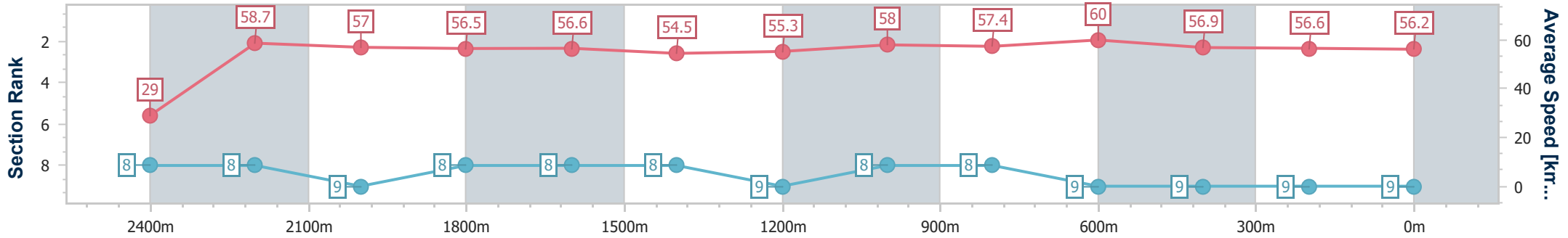
Horse/Jockey Name	Master Of Menace
Final Rank	9
Fastest Section Time (Section)	0:11.97 (800m)
Top Speed [km/h] (Section)	61.3 (800m)
Race State	Finished



Ipswich QLD Professional
 Race 4: SIRROMET BENCHMARK 60 Handicap - 2500m
 02 March 2023 - 15:05
 Track Rating: Soft 5, Weather: , Rail Position: +6m Entire



Section	Overall	2400m	2200m	2000m	1800m	1600m	1400m	1200m	1000m	800m	600m	400m	200m
Section Times	2:43.80 [9] (0:12.44)	2:31.36 [8] (0:12.23)	2:19.13 [8] (0:12.59)	2:06.54 [9] (0:12.76)	1:53.78 [8] (0:12.63)	1:41.15 [8] (0:13.22)	1:27.93 [8] (0:12.98)	1:14.95 [9] (0:12.35)	1:02.60 [8] (0:12.53)	0:50.07 [8] (0:11.97)	0:38.10 [9] (0:12.60)	0:25.50 [9] (0:12.67)	0:12.83 [9] (0:12.83)
Average Speed [km/h]	29.0	58.7	57.0	56.5	56.6	54.5	55.3	58.0	57.4	60.0	56.9	56.6	56.2
Top Speed [km/h]	55.7	59.6	59.5	57.6	57.5	56.7	57.1	59.1	59.9	61.3	58.6	58.9	59.0
Avg. Dist. to Rail [m]	11.1	0.7	0.6	0.7	0.9	0.2	0.6	0.9	1.0	0.8	0.5	0.6	0.4
Avg. Stride Freq. [Hz]	2.2	2.4	2.4	2.3	2.3	2.3	2.3	2.3	2.3	2.4	2.3	2.3	2.3
Avg. Stride Length [m]	3.7	6.5	6.4	6.5	6.5	6.7	6.7	6.9	6.9	7.0	6.8	6.7	6.7



- [] Ranking at each section and finish
- .-.- No data available at this section
- NA No data available