



Sunshine Coast QLD Professional
Race 1: MARTIN COLLINS AUSTRALIA QTIS Three-Year-Old Maiden
Handicap - 1800m
26 February 2023 - 12:20



Track Rating: Soft 6, Weather: Fine, Rail Position: +9m Entire Course

Section		Overall	1600m	1400m	1200m	1000m	800m	600m	Last 600m				
Field Times		1:52.38 (0:11.21)	1:41.17 (0:11.23)	1:29.94 (0:11.74)	1:18.20 (0:12.59)	1:05.61 (0:13.51)	0:52.10 (0:14.21)	0:37.89 (0:13.07)	0:37.89				
Rank	TAB Horse/Jockey	Barrier	Top Speed [km/h]	Fastest Section									Distance Travelled [m]
1	9 MISHANI CHOICE Kenji Yoshida	1	64.5 1600m	0:11.64 Overall	1:52.38 [1] (0:11.64)	1:40.74 [5] (0:11.77)	1:28.97 [6] (0:11.77)	1:17.20 [6] (0:12.56)	1:04.64 [6] (0:13.46)	0:51.18 [5] (0:13.87)	0:37.31 [6] (0:12.97)	0:37.31	
2	2 MIGHTY JUDD Justin Stanley	2	66.6 1600m	0:11.21 Overall	1:52.61 [2] (0:11.21)	1:41.40 [1] (0:11.23)	1:30.17 [1] (0:11.74)	1:18.43 [1] (0:12.59)	1:05.84 [1] (0:13.51)	0:52.33 [1] (0:14.21)	0:38.12 [1] (0:13.07)	0:38.12	-7
3	6 MISHANI SUPREME Larry Cassidy	4	64.8 1600m	0:11.80 1600m	1:52.65 [3] (0:11.89)	1:40.76 [8] (0:11.80)	1:28.96 [8] (0:11.81)	1:17.15 [8] (0:12.48)	1:04.67 [7] (0:13.51)	0:51.16 [7] (0:13.79)	0:37.37 [8] (0:13.01)	0:37.37	-2
4	4 SILVER GODDESS Angela Jones	5	64.7 1600m	0:11.82 400m	1:52.98 [4] (0:12.15)	1:40.83 [11] (0:11.83)	1:29.00 [10] (0:11.85)	1:17.15 [10] (0:12.50)	1:04.65 [10] (0:13.45)	0:51.20 [10] (0:13.66)	0:37.54 [10] (0:12.99)	0:37.54	+7
5	12 NAUGHTY NINJA Cody Collis	8	65.7 1400m	0:11.52 Overall	1:53.00 [5] (0:11.52)	1:41.48 [4] (0:11.70)	1:29.78 [4] (0:11.79)	1:17.99 [4] (0:12.61)	1:05.38 [4] (0:13.37)	0:52.01 [3] (0:13.77)	0:38.24 [2] (0:13.05)	0:38.24	-3
6	10 BRAMBLE BAY Nathan Thomas	9	65.0 1600m	0:11.83 1400m	1:53.61 [6] (0:12.04)	1:41.57 [9] (0:11.87)	1:29.70 [9] (0:11.83)	1:17.87 [9] (0:12.50)	1:05.37 [9] (0:13.51)	0:51.86 [9] (0:13.56)	0:38.30 [9] (0:13.03)	0:38.30	+6
7	7 LORD GOLD Samantha Collett	10	65.8 1600m	0:11.47 Overall	1:53.92 [7] (0:11.47)	1:42.45 [3] (0:11.58)	1:30.87 [3] (0:11.81)	1:19.06 [3] (0:12.59)	1:06.47 [3] (0:13.66)	0:52.81 [4] (0:13.82)	0:38.99 [4] (0:13.09)	0:38.99	+2
8	11 CHICKA Tiffani Brooker	11	64.7 1600m	0:12.01 1400m	1:54.27 [8] (0:12.11)	1:42.16 [10] (0:12.02)	1:30.14 [11] (0:12.01)	1:18.13 [11] (0:12.62)	1:05.51 [11] (0:13.27)	0:52.24 [11] (0:13.82)	0:38.42 [11] (0:12.91)	0:38.42	+7
9	1 DECARBONISE Boris Thornton	3	65.6 1600m	0:11.76 1600m	1:54.54 [9] (0:11.77)	1:42.77 [7] (0:11.76)	1:31.01 [7] (0:11.91)	1:19.10 [7] (0:12.57)	1:06.53 [8] (0:13.52)	0:53.01 [8] (0:13.71)	0:39.30 [7] (0:13.48)	0:39.30	+7
10	5 BETTER CLASS Yvette Lewis	7	66.2 Overall	0:11.28 Overall	1:54.62 [10] (0:11.28)	1:43.34 [2] (0:11.41)	1:31.93 [2] (0:11.84)	1:20.09 [2] (0:12.75)	1:07.34 [2] (0:13.67)	0:53.67 [2] (0:13.90)	0:39.77 [3] (0:13.18)	0:39.77	-5

Scratched: Idle Dice (#3)

[] Ranking at each section and finish
 -:-:- No data available at this section
 NA No data available

SCN Saddle cloth number
 DNF Did not finish
 DNT Did not track



Sunshine Coast QLD Professional
Race 1: MARTIN COLLINS AUSTRALIA QTIS Three-Year-Old Maiden
Handicap - 1800m
26 February 2023 - 12:20



Track Rating: Soft 6, Weather: Fine, Rail Position: +9m Entire Course

Section	Overall	1600m	1400m	1200m	1000m	800m	600m	Last 600m
Field Times	1:52.38 (0:11.21)	1:41.17 (0:11.23)	1:29.94 (0:11.74)	1:18.20 (0:12.59)	1:05.61 (0:13.51)	0:52.10 (0:14.21)	0:37.89 (0:13.07)	0:37.89

Rank	TAB	Horse/Jockey	Barrier	Top Speed [km/h]	Fastest Section	Overall	1600m	1400m	1200m	1000m	800m	600m	Last 600m	Distance Travelled [m]
11	8	SHE'S GOT SASS	6	65.9	0:11.54	1:55.05 [11]	1:43.35 [6]	1:31.81 [5]	1:19.98 [5]	1:07.42 [5]	0:53.78 [6]	0:40.02 [5]	0:40.02	+5
		Melea Castle		1600m	1600m	(0:11.70)	(0:11.54)	(0:11.83)	(0:12.56)	(0:13.64)	(0:13.76)	(0:13.30)		

Scratched: Idle Dice (#3)

[] Ranking at each section and finish
 -:-:-:- No data available at this section
 NA No data available

SCN Saddle cloth number
 DNF Did not finish
 DNT Did not track



Sunshine Coast QLD Professional
Race 1: MARTIN COLLINS AUSTRALIA QTIS Three-Year-Old Maiden
Handicap - 1800m
26 February 2023 - 12:20



Track Rating: Soft 6, Weather: Fine, Rail Position: +9m Entire Course

Section				400m	200m			Last 600m		
Field Times				0:24.82 (0:12.23)	0:12.59 (0:12.59)			0:37.89		
Rank	TAB	Horse/Jockey	Barrier	Top Speed [km/h]	Fastest Section	Margin				Distance Travelled [m]
1	9	MISHANI CHOICE Kenji Yoshida	1	64.5 1600m	0:11.64 Overall	0:24.34 [5] (0:11.93)	0:12.41 [2] (0:12.41)	1:52.38	0:37.31	
2	2	MIGHTY JUDD Justin Stanley	2	66.6 1600m	0:11.21 Overall	0:25.05 [1] (0:12.23)	0:12.82 [1] (0:12.82)	1.3L	0:38.12	-7
3	6	MISHANI SUPREME Larry Cassidy	4	64.8 1600m	0:11.80 1600m	0:24.36 [6] (0:11.85)	0:12.51 [4] (0:12.51)	1.5L	0:37.37	-2
4	4	SILVER GODDESS Angela Jones	5	64.7 1600m	0:11.82 400m	0:24.55 [9] (0:11.82)	0:12.73 [5] (0:12.73)	3.3L	0:37.54	+7
5	12	NAUGHTY NINJA Cody Collis	8	65.7 1400m	0:11.52 Overall	0:25.19 [2] (0:12.31)	0:12.88 [3] (0:12.88)	3.4L	0:38.24	-3
6	10	BRAMBLE BAY Nathan Thomas	9	65.0 1600m	0:11.83 1400m	0:25.27 [8] (0:12.04)	0:13.23 [6] (0:13.23)	6.9L	0:38.30	+6
7	7	LORD GOLD Samantha Collett	10	65.8 1600m	0:11.47 Overall	0:25.90 [3] (0:12.52)	0:13.38 [7] (0:13.38)	8.7L	0:38.99	+2
8	11	CHICKA Tiffani Brooker	11	64.7 1600m	0:12.01 1400m	0:25.51 [11] (0:12.30)	0:13.21 [9] (0:13.21)	10.7L	0:38.42	+7
9	1	DECARBONISE Boris Thornton	3	65.6 1600m	0:11.76 1600m	0:25.82 [10] (0:12.61)	0:13.21 [11] (0:13.21)	12.2L	0:39.30	+7
10	5	BETTER CLASS Yvette Lewis	7	66.2 Overall	0:11.28 Overall	0:26.59 [4] (0:12.65)	0:13.94 [8] (0:13.94)	12.5L	0:39.77	-5

Scratched: Idle Dice (#3)

[] Ranking at each section and finish
 -:-:- No data available at this section
 NA No data available

SCN Saddle cloth number
 DNF Did not finish
 DNT Did not track



Sunshine Coast QLD Professional
Race 1: MARTIN COLLINS AUSTRALIA QTIS Three-Year-Old Maiden
Handicap - 1800m
26 February 2023 - 12:20



Track Rating: Soft 6, Weather: Fine, Rail Position: +9m Entire Course

Section		400m		200m		Last 600m			
Field Times		0:24.82 (0:12.23)		0:12.59 (0:12.59)		0:37.89			
Rank	TAB Horse/Jockey	Barrier	Top Speed [km/h]	Fastest Section	Margin	Distance Travelled [m]			
11	8 SHE'S GOT SASS	6	65.9	0:11.54	0:26.72 [7]	0:13.93 [10]	14.8L	0:40.02	+5
	Melea Castle		1600m	1600m	(0:12.79)	(0:13.93)			

Scratched: Idle Dice (#3)

[] Ranking at each section and finish
 -:-:-:- No data available at this section
 NA No data available

SCN Saddle cloth number
 DNF Did not finish
 DNT Did not track



Horse/Jockey Name	Mishani Choice
Final Rank	1
Fastest Section Time (Section)	0:11.64 (Overall)
Top Speed [km/h] (Section)	64.5 (1600m)
Race State	Finished



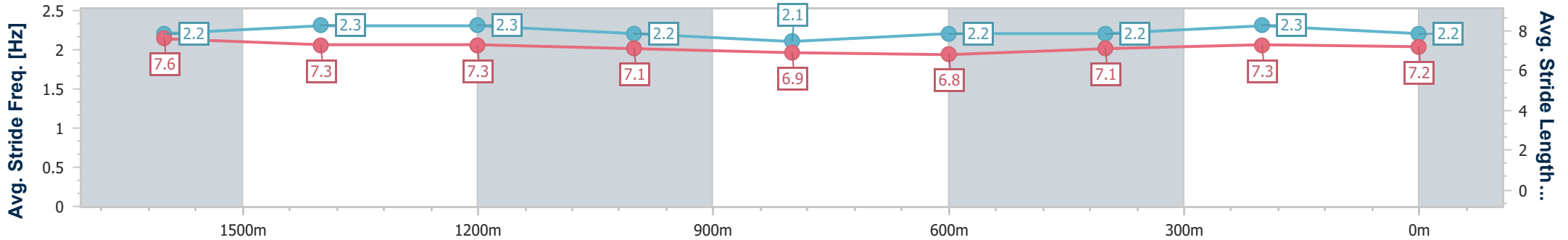
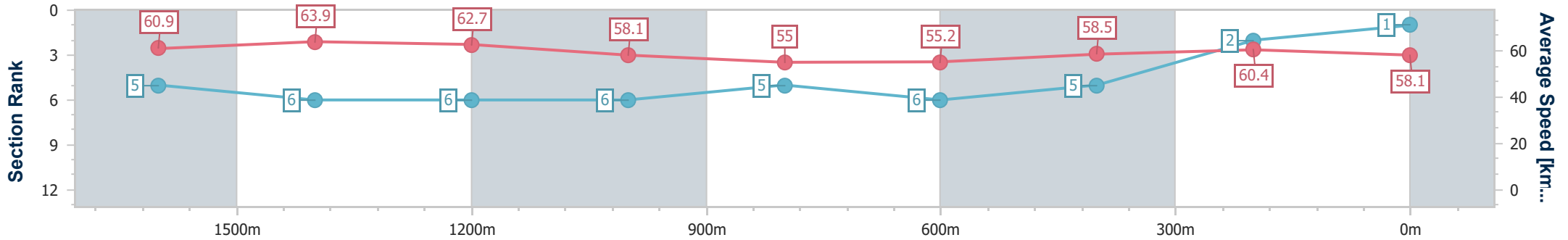
Sunshine Coast QLD Professional
 Race 1: MARTIN COLLINS AUSTRALIA QTIS Three-Year-Old
 Maiden Handicap - 1800m



26 February 2023 - 12:20

Track Rating: Soft 6, Weather: Fine, Rail Position: +9m Entire Course

Section	Overall	1600m	1400m	1200m	1000m	800m	600m	400m	200m			
Section Times	1:52.38 [1] (0:11.64)	1:40.74 [5] (0:11.77)	1:28.97 [6] (0:11.77)	1:17.20 [6] (0:12.56)	1:04.64 [6] (0:13.46)	0:51.18 [5] (0:13.87)	0:37.31 [6] (0:12.97)	0:24.34 [5] (0:11.93)	0:12.41 [2] (0:12.41)			
Average Speed [km/h]	60.9	63.9	62.7	58.1	55.0	55.2	58.5	60.4	58.1			
Top Speed [km/h]	64.5	64.5	64.4	59.9	56.4	57.4	60.5	61.9	59.7			
Avg. Dist. to Rail [m]	10.7	11.0	11.2	11.1	11.1	10.5	9.3	9.7	10.8			
Avg. Stride Freq. [Hz]	2.2	2.3	2.3	2.2	2.1	2.2	2.2	2.3	2.2			
Avg. Stride Length [m]	7.6	7.3	7.3	7.1	6.9	6.8	7.1	7.3	7.2			



- [] Ranking at each section and finish
- .-.- No data available at this section
- NA No data available



Horse/Jockey Name	Mighty Judd
Final Rank	2
Fastest Section Time (Section)	0:11.21 (Overall)
Top Speed [km/h] (Section)	66.6 (1600m)
Race State	Finished



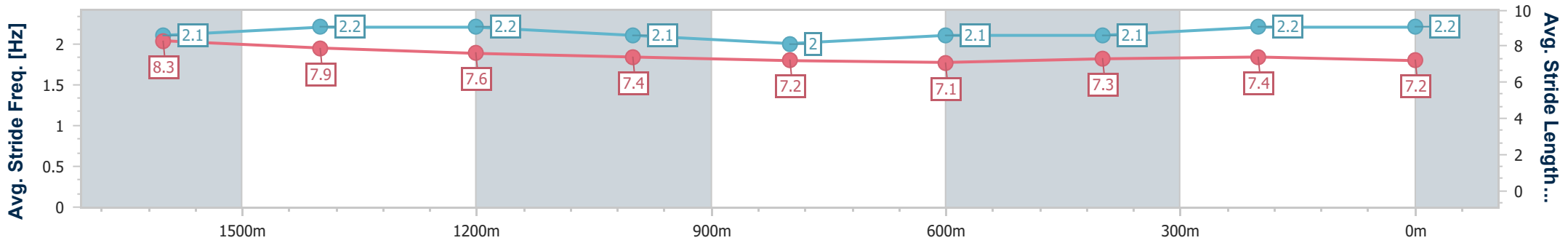
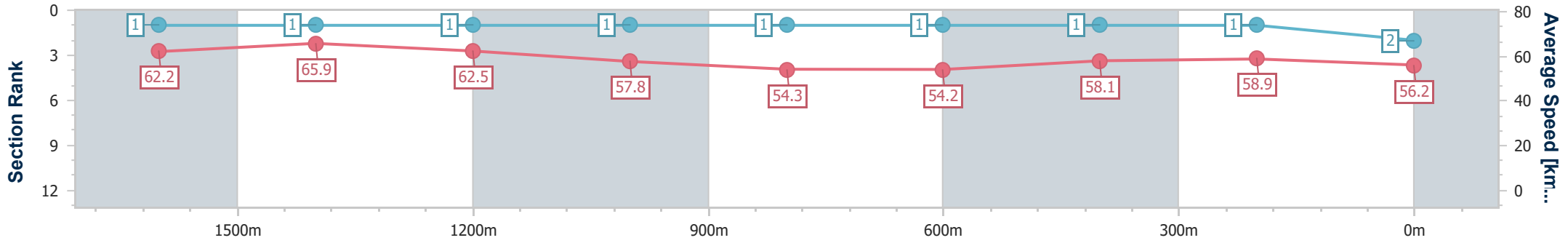
Sunshine Coast QLD Professional
 Race 1: MARTIN COLLINS AUSTRALIA QTIS Three-Year-Old
 Maiden Handicap - 1800m



26 February 2023 - 12:20

Track Rating: Soft 6, Weather: Fine, Rail Position: +9m Entire Course

Section	Overall	1600m	1400m	1200m	1000m	800m	600m	400m	200m			
Section Times	1:52.61 [2] (0:11.21)	1:41.40 [1] (0:11.23)	1:30.17 [1] (0:11.74)	1:18.43 [1] (0:12.59)	1:05.84 [1] (0:13.51)	0:52.33 [1] (0:14.21)	0:38.12 [1] (0:13.07)	0:25.05 [1] (0:12.23)	0:12.82 [1] (0:12.82)			
Average Speed [km/h]	62.2	65.9	62.5	57.8	54.3	54.2	58.1	58.9	56.2			
Top Speed [km/h]	65.5	66.6	65.2	59.2	56.4	56.0	59.6	59.9	58.3			
Avg. Dist. to Rail [m]	8.2	7.3	8.2	9.9	10.4	10.4	9.2	9.0	8.8			
Avg. Stride Freq. [Hz]	2.1	2.2	2.2	2.1	2.0	2.1	2.1	2.2	2.2			
Avg. Stride Length [m]	8.3	7.9	7.6	7.4	7.2	7.1	7.3	7.4	7.2			



- [] Ranking at each section and finish
- .-.- No data available at this section
- NA No data available



Horse/Jockey Name	Mishani Supreme
Final Rank	3
Fastest Section Time (Section)	0:11.80 (1600m)
Top Speed [km/h] (Section)	64.8 (1600m)
Race State	Finished



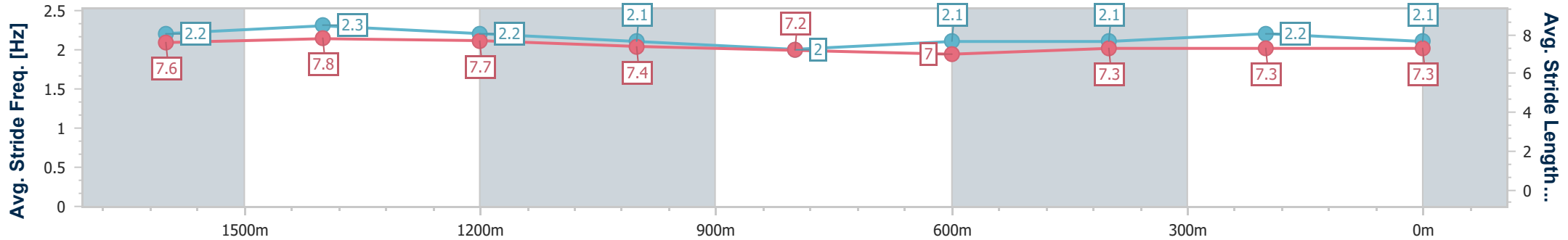
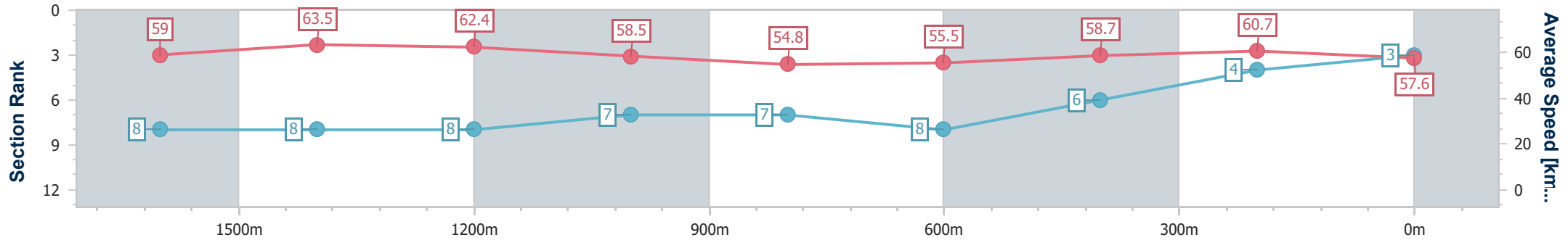
Sunshine Coast QLD Professional
 Race 1: MARTIN COLLINS AUSTRALIA QTIS Three-Year-Old
 Maiden Handicap - 1800m



26 February 2023 - 12:20

Track Rating: Soft 6, Weather: Fine, Rail Position: +9m Entire Course

Section	Overall	1600m	1400m	1200m	1000m	800m	600m	400m	200m			
Section Times	1:52.65 [3] (0:11.89)	1:40.76 [8] (0:11.80)	1:28.96 [8] (0:11.81)	1:17.15 [8] (0:12.48)	1:04.67 [7] (0:13.51)	0:51.16 [7] (0:13.79)	0:37.37 [8] (0:13.01)	0:24.36 [6] (0:11.85)	0:12.51 [4] (0:12.51)			
Average Speed [km/h]	59.0	63.5	62.4	58.5	54.8	55.5	58.7	60.7	57.6			
Top Speed [km/h]	61.6	64.8	63.5	60.7	57.0	57.8	60.9	61.4	59.4			
Avg. Dist. to Rail [m]	11.3	10.6	11.2	11.1	11.3	10.6	10.1	10.9	13.3			
Avg. Stride Freq. [Hz]	2.2	2.3	2.2	2.1	2.0	2.1	2.1	2.2	2.1			
Avg. Stride Length [m]	7.6	7.8	7.7	7.4	7.2	7.0	7.3	7.3	7.3			



- [] Ranking at each section and finish
- .-.- No data available at this section
- NA No data available



Horse/Jockey Name	Silver Goddess
Final Rank	4
Fastest Section Time (Section)	0:11.82 (400m)
Top Speed [km/h] (Section)	64.7 (1600m)
Race State	Finished



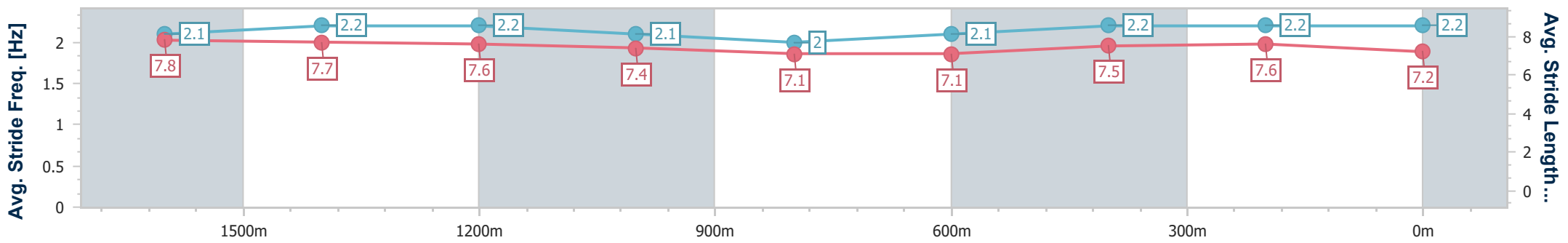
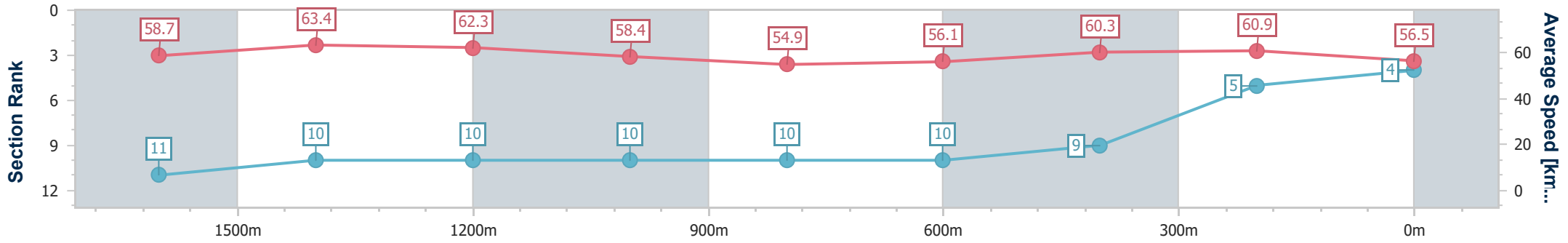
Sunshine Coast QLD Professional
 Race 1: MARTIN COLLINS AUSTRALIA QTIS Three-Year-Old
 Maiden Handicap - 1800m



26 February 2023 - 12:20

Track Rating: Soft 6, Weather: Fine, Rail Position: +9m Entire Course

Section	Overall	1600m	1400m	1200m	1000m	800m	600m	400m	200m			
Section Times	1:52.98 [4] (0:12.15)	1:40.83 [11] (0:11.83)	1:29.00 [10] (0:11.85)	1:17.15 [10] (0:12.50)	1:04.65 [10] (0:13.45)	0:51.20 [10] (0:13.66)	0:37.54 [10] (0:12.99)	0:24.55 [9] (0:11.82)	0:12.73 [5] (0:12.73)			
Average Speed [km/h]	58.7	63.4	62.3	58.4	54.9	56.1	60.3	60.9	56.5			
Top Speed [km/h]	60.8	64.7	62.7	61.5	57.8	60.5	61.3	61.9	59.1			
Avg. Dist. to Rail [m]	13.0	10.9	11.2	11.1	11.1	11.3	14.1	15.0	15.6			
Avg. Stride Freq. [Hz]	2.1	2.2	2.2	2.1	2.0	2.1	2.2	2.2	2.2			
Avg. Stride Length [m]	7.8	7.7	7.6	7.4	7.1	7.1	7.5	7.6	7.2			



- [] Ranking at each section and finish
- .-.- No data available at this section
- NA No data available



Horse/Jockey Name	Naughty Ninja
Final Rank	5
Fastest Section Time (Section)	0:11.52 (Overall)
Top Speed [km/h] (Section)	65.7 (1400m)
Race State	Finished



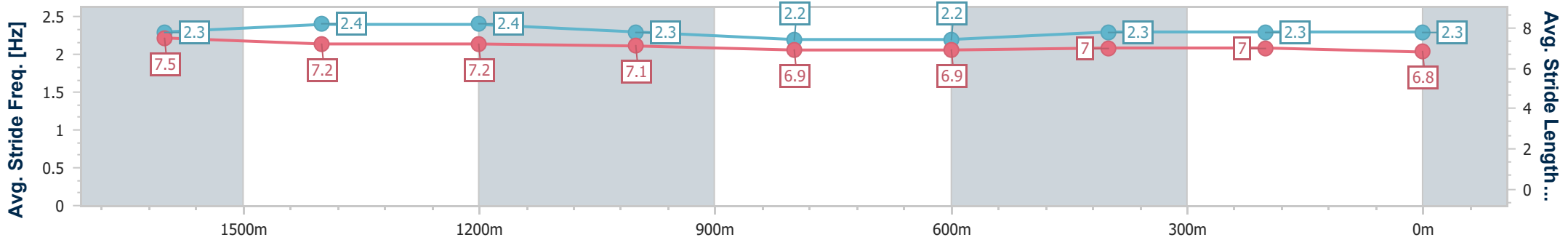
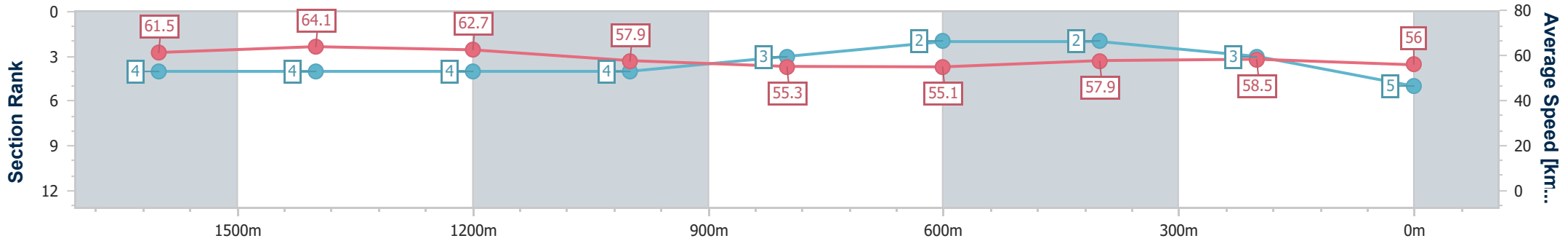
Sunshine Coast QLD Professional
 Race 1: MARTIN COLLINS AUSTRALIA QTIS Three-Year-Old
 Maiden Handicap - 1800m



26 February 2023 - 12:20

Track Rating: Soft 6, Weather: Fine, Rail Position: +9m Entire Course

Section	Overall	1600m	1400m	1200m	1000m	800m	600m	400m	200m			
Section Times	1:53.00 [5] (0:11.52)	1:41.48 [4] (0:11.70)	1:29.78 [4] (0:11.79)	1:17.99 [4] (0:12.61)	1:05.38 [4] (0:13.37)	0:52.01 [3] (0:13.77)	0:38.24 [2] (0:13.05)	0:25.19 [2] (0:12.31)	0:12.88 [3] (0:12.88)			
Average Speed [km/h]	61.5	64.1	62.7	57.9	55.3	55.1	57.9	58.5	56.0			
Top Speed [km/h]	62.5	65.7	65.7	60.0	56.9	57.6	59.7	59.5	58.0			
Avg. Dist. to Rail [m]	14.5	10.3	11.8	11.4	11.4	9.4	8.3	11.2	12.9			
Avg. Stride Freq. [Hz]	2.3	2.4	2.4	2.3	2.2	2.2	2.3	2.3	2.3			
Avg. Stride Length [m]	7.5	7.2	7.2	7.1	6.9	6.9	7.0	7.0	6.8			



- [] Ranking at each section and finish
- .-.- No data available at this section
- NA No data available



Horse/Jockey Name	Bramble Bay
Final Rank	6
Fastest Section Time (Section)	0:11.83 (1400m)
Top Speed [km/h] (Section)	65.0 (1600m)
Race State	Finished



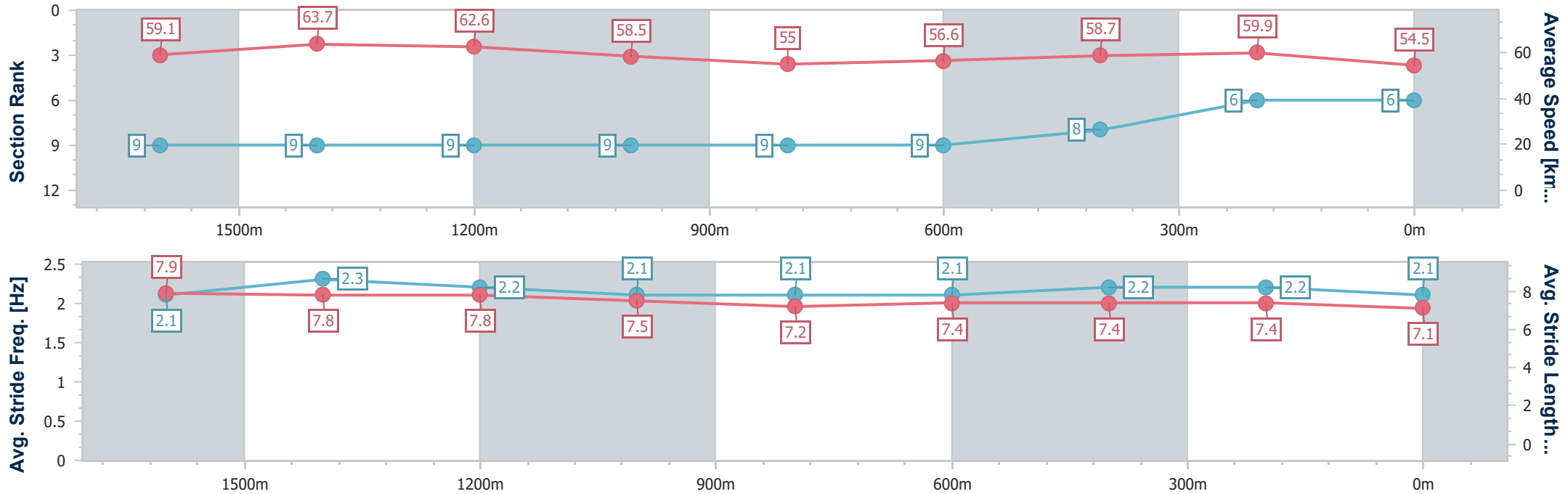
Sunshine Coast QLD Professional
 Race 1: MARTIN COLLINS AUSTRALIA QTIS Three-Year-Old
 Maiden Handicap - 1800m



26 February 2023 - 12:20

Track Rating: Soft 6, Weather: Fine, Rail Position: +9m Entire Course

Section	Overall	1600m	1400m	1200m	1000m	800m	600m	400m	200m				
Section Times	1:53.61 [6] (0:12.04)	1:41.57 [9] (0:11.87)	1:29.70 [9] (0:11.83)	1:17.87 [9] (0:12.50)	1:05.37 [9] (0:13.51)	0:51.86 [9] (0:13.56)	0:38.30 [9] (0:13.03)	0:25.27 [8] (0:12.04)	0:13.23 [6] (0:13.23)				
Average Speed [km/h]	59.1	63.7	62.6	58.5	55.0	56.6	58.7	59.9	54.5				
Top Speed [km/h]	62.5	65.0	64.0	61.4	58.0	59.8	59.8	61.0	58.6				
Avg. Dist. to Rail [m]	15.4	12.7	13.2	13.2	12.9	11.1	10.8	12.9	13.9				
Avg. Stride Freq. [Hz]	2.1	2.3	2.2	2.1	2.1	2.1	2.2	2.2	2.1				
Avg. Stride Length [m]	7.9	7.8	7.8	7.5	7.2	7.4	7.4	7.4	7.1				



- [] Ranking at each section and finish
- .-.- No data available at this section
- NA No data available



Horse/Jockey Name	Lord Gold
Final Rank	7
Fastest Section Time (Section)	0:11.47 (Overall)
Top Speed [km/h] (Section)	65.8 (1600m)
Race State	Finished



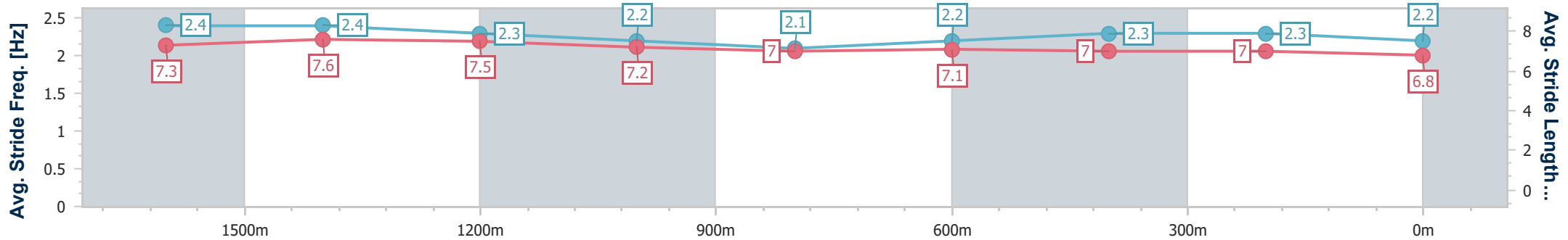
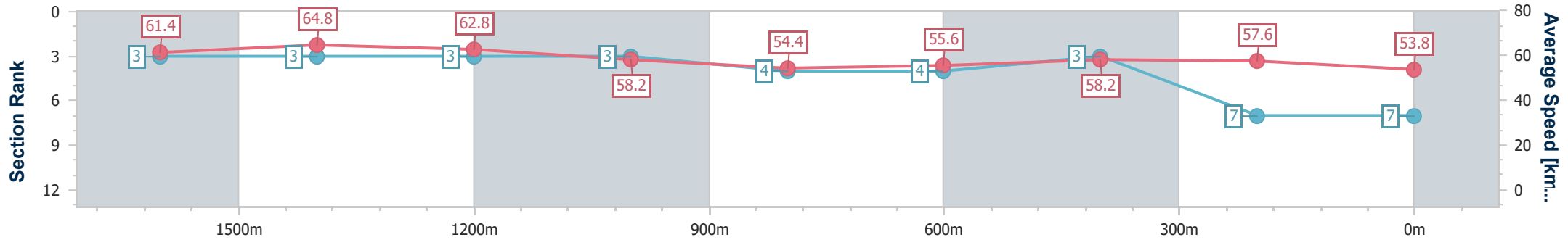
Sunshine Coast QLD Professional
 Race 1: MARTIN COLLINS AUSTRALIA QTIS Three-Year-Old
 Maiden Handicap - 1800m



26 February 2023 - 12:20

Track Rating: Soft 6, Weather: Fine, Rail Position: +9m Entire Course

Section	Overall	1600m	1400m	1200m	1000m	800m	600m	400m	200m				
Section Times	1:53.92 [7] (0:11.47)	1:42.45 [3] (0:11.58)	1:30.87 [3] (0:11.81)	1:19.06 [3] (0:12.59)	1:06.47 [3] (0:13.66)	0:52.81 [4] (0:13.82)	0:38.99 [4] (0:13.09)	0:25.90 [3] (0:12.52)	0:13.38 [7] (0:13.38)				
Average Speed [km/h]	61.4	64.8	62.8	58.2	54.4	55.6	58.2	57.6	53.8				
Top Speed [km/h]	64.1	65.8	65.2	59.7	56.4	58.2	59.0	58.9	56.0				
Avg. Dist. to Rail [m]	15.9	11.4	12.6	13.2	13.3	11.4	9.8	11.1	11.5				
Avg. Stride Freq. [Hz]	2.4	2.4	2.3	2.2	2.1	2.2	2.3	2.3	2.2				
Avg. Stride Length [m]	7.3	7.6	7.5	7.2	7.0	7.1	7.0	7.0	6.8				



- [] Ranking at each section and finish
- .-.- No data available at this section
- NA No data available



Horse/Jockey Name	Chicka
Final Rank	8
Fastest Section Time (Section)	0:12.01 (1400m)
Top Speed [km/h] (Section)	64.7 (1600m)
Race State	Finished



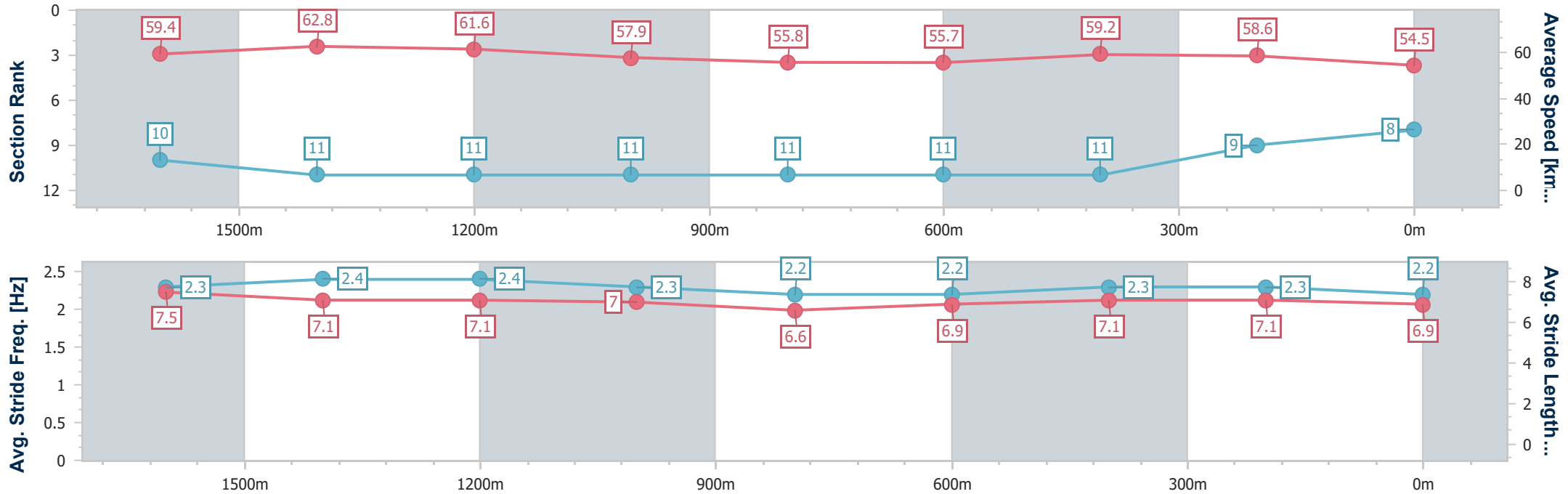
Sunshine Coast QLD Professional
 Race 1: MARTIN COLLINS AUSTRALIA QTIS Three-Year-Old
 Maiden Handicap - 1800m



26 February 2023 - 12:20

Track Rating: Soft 6, Weather: Fine, Rail Position: +9m Entire Course

Section	Overall	1600m	1400m	1200m	1000m	800m	600m	400m	200m			
Section Times	1:54.27 [8] (0:12.11)	1:42.16 [10] (0:12.02)	1:30.14 [11] (0:12.01)	1:18.13 [11] (0:12.62)	1:05.51 [11] (0:13.27)	0:52.24 [11] (0:13.82)	0:38.42 [11] (0:12.91)	0:25.51 [11] (0:12.30)	0:13.21 [9] (0:13.21)			
Average Speed [km/h]	59.4	62.8	61.6	57.9	55.8	55.7	59.2	58.6	54.5			
Top Speed [km/h]	60.5	64.7	62.5	61.3	58.4	58.3	59.7	59.3	57.4			
Avg. Dist. to Rail [m]	16.6	12.6	12.2	11.8	11.5	11.6	10.6	12.6	10.1			
Avg. Stride Freq. [Hz]	2.3	2.4	2.4	2.3	2.2	2.2	2.3	2.3	2.2			
Avg. Stride Length [m]	7.5	7.1	7.1	7.0	6.6	6.9	7.1	7.1	6.9			



- [] Ranking at each section and finish
- .-.- No data available at this section
- NA No data available



Horse/Jockey Name	Decarbonise
Final Rank	9
Fastest Section Time (Section)	0:11.76 (1600m)
Top Speed [km/h] (Section)	65.6 (1600m)
Race State	Finished



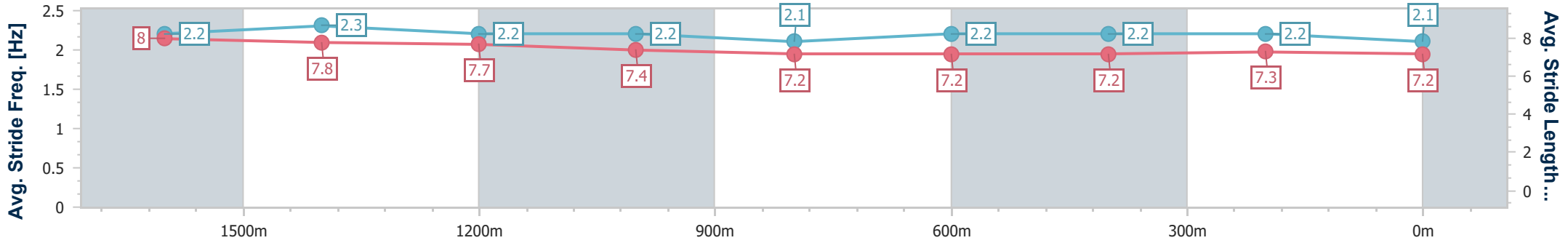
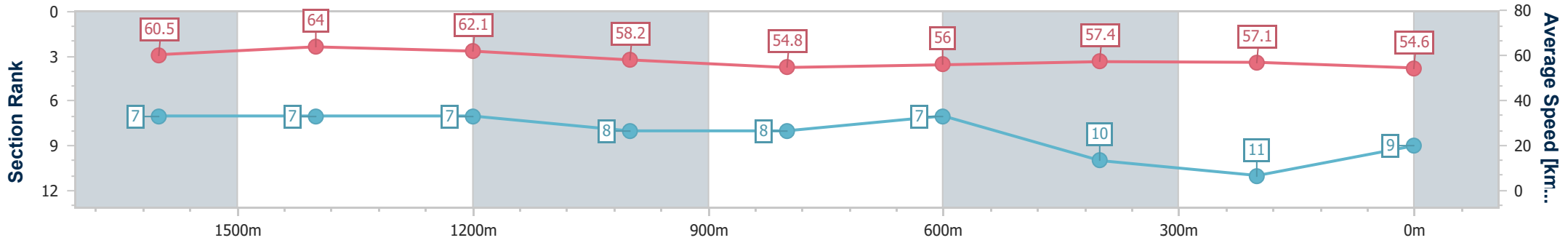
Sunshine Coast QLD Professional
 Race 1: MARTIN COLLINS AUSTRALIA QTIS Three-Year-Old
 Maiden Handicap - 1800m



26 February 2023 - 12:20

Track Rating: Soft 6, Weather: Fine, Rail Position: +9m Entire Course

Section	Overall	1600m	1400m	1200m	1000m	800m	600m	400m	200m			
Section Times	1:54.54 [9] (0:11.77)	1:42.77 [7] (0:11.76)	1:31.01 [7] (0:11.91)	1:19.10 [7] (0:12.57)	1:06.53 [8] (0:13.52)	0:53.01 [8] (0:13.71)	0:39.30 [7] (0:13.48)	0:25.82 [10] (0:12.61)	0:13.21 [11] (0:13.21)			
Average Speed [km/h]	60.5	64.0	62.1	58.2	54.8	56.0	57.4	57.1	54.6			
Top Speed [km/h]	63.0	65.6	63.9	60.4	57.1	58.2	58.6	58.1	55.9			
Avg. Dist. to Rail [m]	11.5	11.6	12.5	12.7	12.6	11.4	12.4	14.6	14.6			
Avg. Stride Freq. [Hz]	2.2	2.3	2.2	2.2	2.1	2.2	2.2	2.2	2.1			
Avg. Stride Length [m]	8.0	7.8	7.7	7.4	7.2	7.2	7.2	7.3	7.2			



- [] Ranking at each section and finish
- .-.- No data available at this section
- NA No data available



Horse/Jockey Name	Better Class
Final Rank	10
Fastest Section Time (Section)	0:11.28 (Overall)
Top Speed [km/h] (Section)	66.2 (Overall)
Race State	Finished



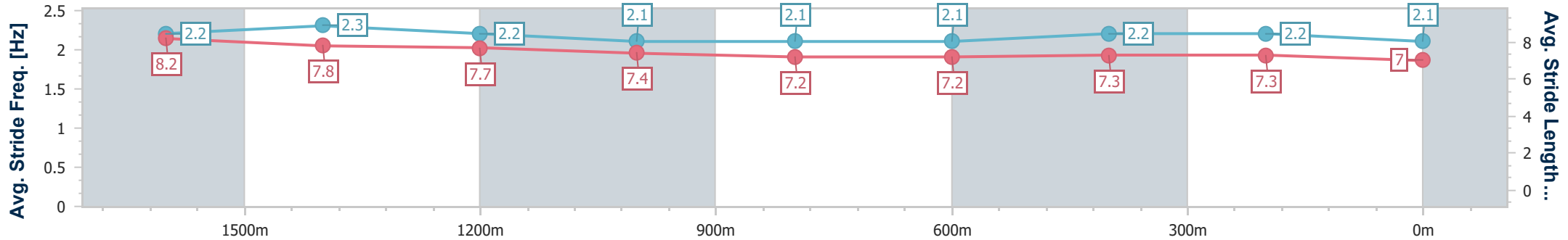
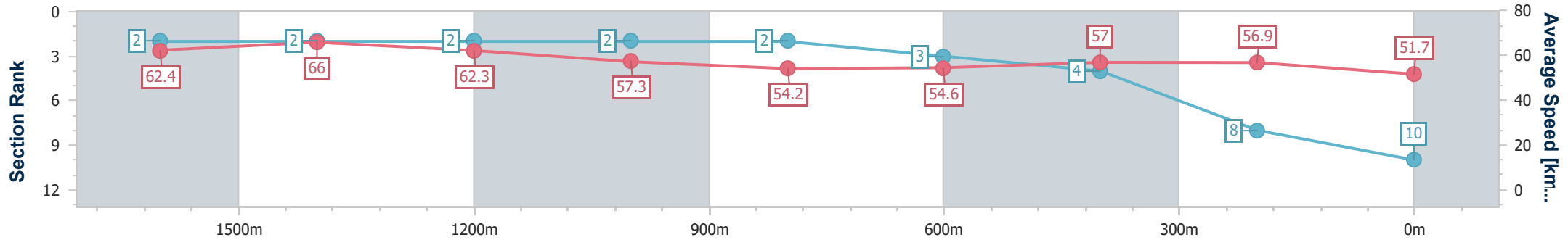
Sunshine Coast QLD Professional
 Race 1: MARTIN COLLINS AUSTRALIA QTIS Three-Year-Old
 Maiden Handicap - 1800m



26 February 2023 - 12:20

Track Rating: Soft 6, Weather: Fine, Rail Position: +9m Entire Course

Section	Overall	1600m	1400m	1200m	1000m	800m	600m	400m	200m			
Section Times	1:54.62 [10] (0:11.28)	1:43.34 [2] (0:11.41)	1:31.93 [2] (0:11.84)	1:20.09 [2] (0:12.75)	1:07.34 [2] (0:13.67)	0:53.67 [2] (0:13.90)	0:39.77 [3] (0:13.18)	0:26.59 [4] (0:12.65)	0:13.94 [8] (0:13.94)			
Average Speed [km/h]	62.4	66.0	62.3	57.3	54.2	54.6	57.0	56.9	51.7			
Top Speed [km/h]	66.2	65.9	64.6	59.6	56.4	56.5	58.1	58.3	55.5			
Avg. Dist. to Rail [m]	13.4	11.4	11.7	12.2	12.3	9.2	7.1	10.1	11.3			
Avg. Stride Freq. [Hz]	2.2	2.3	2.2	2.1	2.1	2.1	2.2	2.2	2.1			
Avg. Stride Length [m]	8.2	7.8	7.7	7.4	7.2	7.2	7.3	7.3	7.0			



- [] Ranking at each section and finish
- .-.- No data available at this section
- NA No data available



Horse/Jockey Name	She's Got Sass
Final Rank	11
Fastest Section Time (Section)	0:11.54 (1600m)
Top Speed [km/h] (Section)	65.9 (1600m)
Race State	Finished



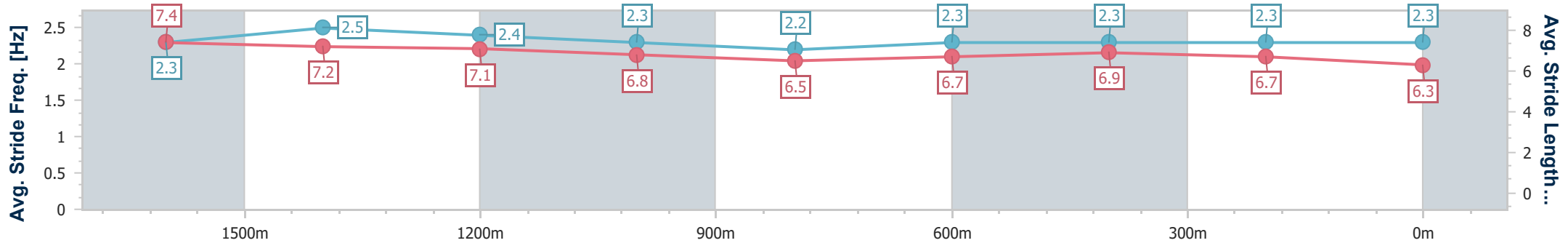
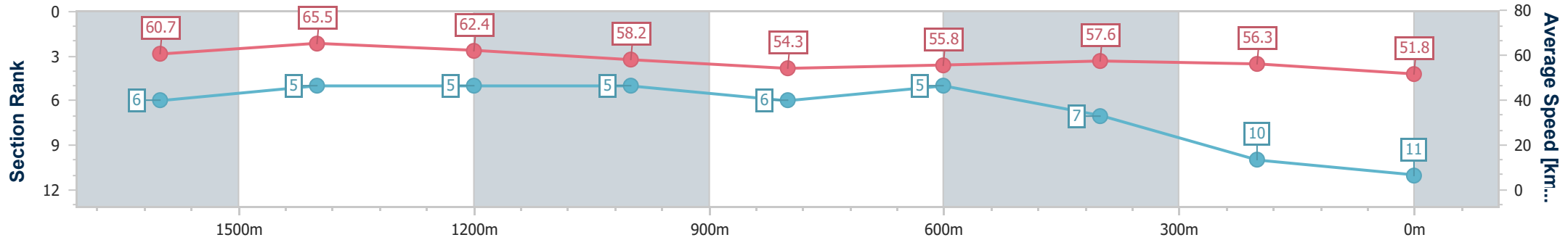
Sunshine Coast QLD Professional
 Race 1: MARTIN COLLINS AUSTRALIA QTIS Three-Year-Old
 Maiden Handicap - 1800m



26 February 2023 - 12:20

Track Rating: Soft 6, Weather: Fine, Rail Position: +9m Entire Course

Section	Overall	1600m	1400m	1200m	1000m	800m	600m	400m	200m			
Section Times	1:55.05 [11] (0:11.70)	1:43.35 [6] (0:11.54)	1:31.81 [5] (0:11.83)	1:19.98 [5] (0:12.56)	1:07.42 [5] (0:13.64)	0:53.78 [6] (0:13.76)	0:40.02 [5] (0:13.30)	0:26.72 [7] (0:12.79)	0:13.93 [10] (0:13.93)			
Average Speed [km/h]	60.7	65.5	62.4	58.2	54.3	55.8	57.6	56.3	51.8			
Top Speed [km/h]	65.1	65.9	64.6	60.0	56.4	57.8	58.5	57.5	54.5			
Avg. Dist. to Rail [m]	13.7	12.2	11.8	12.1	12.2	11.3	10.5	9.9	9.3			
Avg. Stride Freq. [Hz]	2.3	2.5	2.4	2.3	2.2	2.3	2.3	2.3	2.3			
Avg. Stride Length [m]	7.4	7.2	7.1	6.8	6.5	6.7	6.9	6.7	6.3			



- [] Ranking at each section and finish
- .-.- No data available at this section
- NA No data available