



Toowoomba QLD Professional

Race 2: FOCUS HR Maiden Handicap - 1850m

25 February 2023 - 16:48



Track Rating: Good 3, Weather: Fine, Rail Position: +2m Entire

Section		Overall	1600m	1400m	1200m	1000m	800m	600m	Last 600m				
Field Times		1:58.64 (0:18.34)	1:40.30 (0:12.39)	1:27.91 (0:12.94)	1:14.97 (0:12.82)	1:02.15 (0:13.04)	0:49.11 (0:12.12)	0:36.99 (0:12.11)	0:36.99				
Rank	TAB Horse/Jockey	Barrier	Top Speed [km/h]	Fastest Section									Distance Travelled [m]
1	2 LUCASAYD Anthony Allen	7	62.6	0:11.99	1:58.64 [1] (0:18.75)	1:39.89 [7] (0:12.34)	1:27.55 [4] (0:12.61)	1:14.94 [2] (0:12.97)	1:01.97 [2] (0:13.21)	0:48.76 [3] (0:12.28)	0:36.48 [3] (0:12.24)	0:36.48	
2	6 CALLYWAG Jason Taylor	9	61.8	0:12.11	1:58.69 [2] (0:18.36)	1:40.33 [2] (0:12.37)	1:27.96 [1] (0:12.94)	1:15.02 [1] (0:12.82)	1:02.20 [1] (0:13.04)	0:49.16 [1] (0:12.12)	0:37.04 [1] (0:12.11)	0:37.04	-6
3	8 EPIC LOVE Wanderson D'Avila	1	61.5	0:11.88	1:58.78 [3] (0:18.74)	1:40.04 [5] (0:12.49)	1:27.55 [5] (0:13.24)	1:14.31 [6] (0:12.87)	1:01.44 [7] (0:13.17)	0:48.27 [6] (0:12.29)	0:35.98 [6] (0:12.01)	0:35.98	-8
4	7 DUCHESS BREE Montanna Savva	6	61.8	0:11.93	1:59.07 [4] (0:18.45)	1:40.62 [3] (0:12.52)	1:28.10 [3] (0:13.00)	1:15.10 [3] (0:13.00)	1:02.10 [3] (0:13.19)	0:48.91 [4] (0:12.28)	0:36.63 [4] (0:11.93)	0:36.63	-8
5	5 A DEVIL'S CHANCE Matthew Powell	5	61.3	0:12.12	1:59.21 [5] (0:18.97)	1:40.24 [8] (0:12.60)	1:27.64 [8] (0:12.96)	1:14.68 [7] (0:12.74)	1:01.94 [5] (0:12.37)	0:49.57 [2] (0:12.12)	0:37.45 [2] (0:12.35)	0:37.45	-9
6	4 ZOWAI Cecily Eaton	11	62.0	0:12.00	2:00.34 [6] (0:18.75)	1:41.59 [6] (0:12.56)	1:29.03 [7] (0:13.26)	1:15.77 [8] (0:13.12)	1:02.65 [8] (0:13.27)	0:49.38 [9] (0:12.40)	0:36.98 [9] (0:12.00)	0:36.98	-6
7	1 GOOMBUNGEE LAD Adin Thompson	4	61.6	0:12.22	2:01.08 [7] (0:19.14)	1:41.94 [9] (0:12.74)	1:29.20 [9] (0:13.14)	1:16.06 [9] (0:12.71)	1:03.35 [9] (0:13.12)	0:50.23 [8] (0:12.22)	0:38.01 [7] (0:12.23)	0:38.01	-7
8	10 TAUCITY Kenji Yoshida	3	59.6	0:12.59	2:01.75 [8] (0:18.68)	1:43.07 [4] (0:12.59)	1:30.48 [6] (0:13.12)	1:17.36 [5] (0:12.89)	1:04.47 [6] (0:13.40)	0:51.07 [7] (0:12.67)	0:38.40 [8] (0:12.66)	0:38.40	-2
9	3 BINDANGO Luke Tarrant	10	60.4	0:12.22	2:02.35 [9] (0:18.34)	1:44.01 [1] (0:12.60)	1:31.41 [2] (0:13.27)	1:18.14 [4] (0:12.93)	1:05.21 [4] (0:13.26)	0:51.95 [5] (0:12.22)	0:39.73 [5] (0:12.36)	0:39.73	-9

Scratched: In Close Reach (#9), Cometti (#11)

[] Ranking at each section and finish
 -:-:- No data available at this section
 NA No data available

SCN Saddle cloth number
 DNF Did not finish
 DNT Did not track



Toowoomba QLD Professional

Race 2: FOCUS HR Maiden Handicap - 1850m

25 February 2023 - 16:48



Track Rating: Good 3, Weather: Fine, Rail Position: +2m Entire

Section				400m	200m			Last 600m
Field Times				0:24.88 (0:12.37)	0:12.51 (0:12.51)			0:36.99
Rank	TAB	Horse/Jockey	Barrier	Top Speed [km/h]	Fastest Section			Distance Travelled [m]
1	2	LUCASAYD Anthony Allen	7	62.6 Overall	0:11.99 400m	0:24.24 [4] (0:11.99)	0:12.25 [2] (0:12.25)	0:36.48
2	6	CALLYWAG Jason Taylor	9	61.8 Overall	0:12.11 600m	0:24.93 [1] (0:12.37)	0:12.56 [1] (0:12.56)	0:37.04 -6
3	8	EPIC LOVE Wanderson D'Avila	1	61.5 800m	0:11.88 200m	0:23.97 [5] (0:12.09)	0:11.88 [5] (0:11.88)	0:35.98 -8
4	7	DUCHESS BREE Montanna Savva	6	61.8 600m	0:11.93 600m	0:24.70 [3] (0:12.16)	0:12.54 [4] (0:12.54)	0:36.63 -8
5	5	A DEVIL'S CHANCE Matthew Powell	5	61.3 Overall	0:12.12 800m	0:25.10 [2] (0:12.36)	0:12.74 [3] (0:12.74)	0:37.45 -9
6	4	ZOWAI Cecily Eaton	11	62.0 600m	0:12.00 600m	0:24.98 [8] (0:12.49)	0:12.49 [6] (0:12.49)	0:36.98 -6
7	1	GOOMBUNGEE LAD Adin Thompson	4	61.6 Overall	0:12.22 800m	0:25.78 [7] (0:12.59)	0:13.19 [7] (0:13.19)	0:38.01 -7
8	10	TAUCITY Kenji Yoshida	3	59.6 1600m	0:12.59 1600m	0:25.74 [9] (0:12.65)	0:13.09 [9] (0:13.09)	0:38.40 -2
9	3	BINDANGO Luke Tarrant	10	60.4 600m	0:12.22 800m	0:27.37 [6] (0:12.98)	0:14.39 [8] (0:14.39)	0:39.73 -9

Scratched: In Close Reach (#9), Cometti (#11)



Horse/Jockey Name	Lucasayd
Final Rank	1
Fastest Section Time (Section)	0:11.99 (400m)
Top Speed [km/h] (Section)	62.6 (Overall)
Race State	Finished



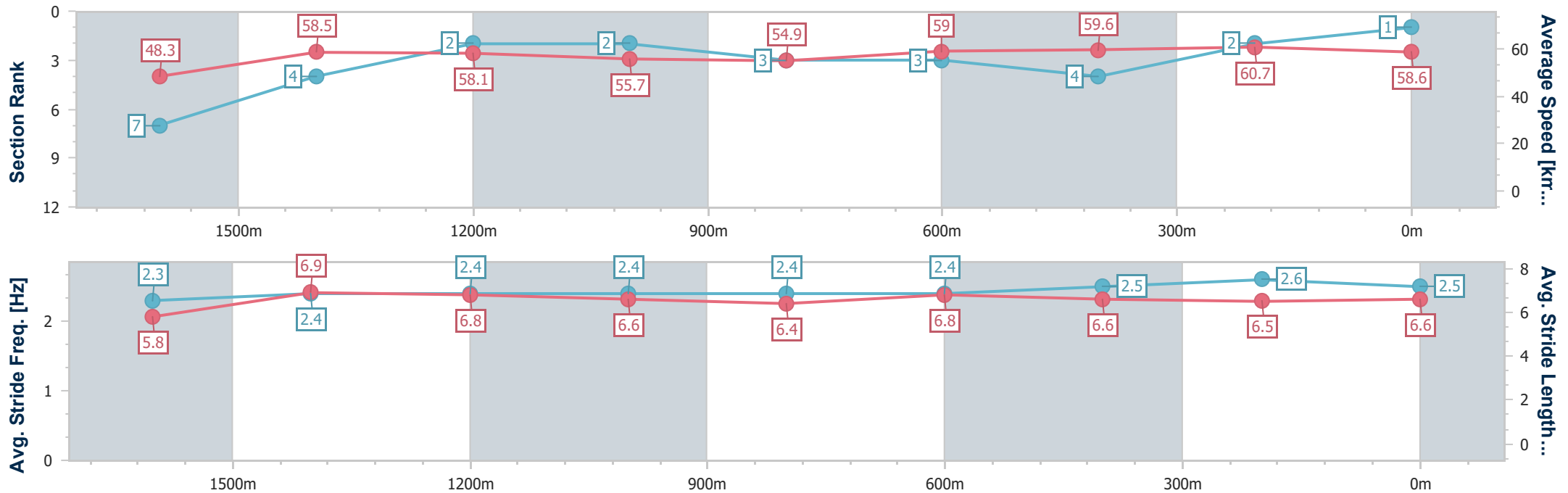
Toowoomba QLD Professional
Race 2: FOCUS HR Maiden Handicap - 1850m



25 February 2023 - 16:48

Track Rating: Good 3, Weather: Fine, Rail Position: +2m Entire

Section	Overall	1600m	1400m	1200m	1000m	800m	600m	400m	200m
Section Times	1:58.64 [1] (0:18.75)	1:39.89 [7] (0:12.34)	1:27.55 [4] (0:12.61)	1:14.94 [2] (0:12.97)	1:01.97 [2] (0:13.21)	0:48.76 [3] (0:12.28)	0:36.48 [3] (0:12.24)	0:24.24 [4] (0:11.99)	0:12.25 [2] (0:12.25)
Average Speed [km/h]	48.3	58.5	58.1	55.7	54.9	59.0	59.6	60.7	58.6
Top Speed [km/h]	62.6	61.5	59.6	58.8	57.4	60.4	60.6	62.3	60.7
Avg. Dist. to Rail [m]	2.8	1.6	2.7	3.3	2.3	1.9	2.5	2.8	2.8
Avg. Stride Freq. [Hz]	2.3	2.4	2.4	2.4	2.4	2.4	2.5	2.6	2.5
Avg. Stride Length [m]	5.8	6.9	6.8	6.6	6.4	6.8	6.6	6.5	6.6



- [] Ranking at each section and finish
- .-.- No data available at this section
- NA No data available



Horse/Jockey Name	Callywag
Final Rank	2
Fastest Section Time (Section)	0:12.11 (600m)
Top Speed [km/h] (Section)	61.8 (Overall)
Race State	Finished



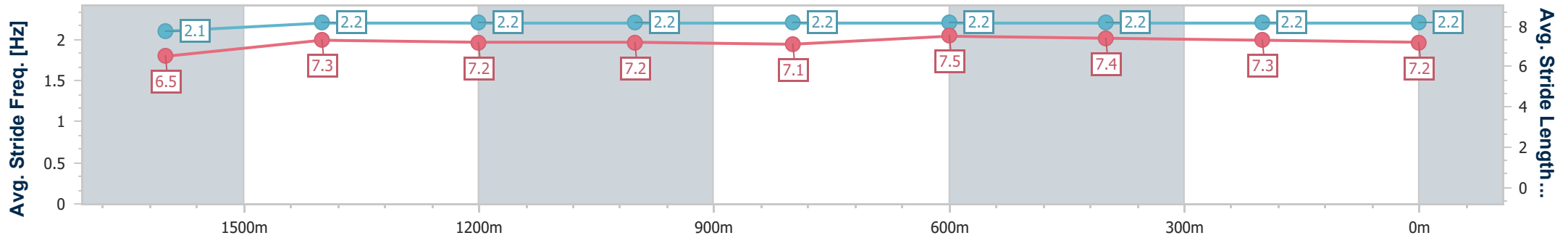
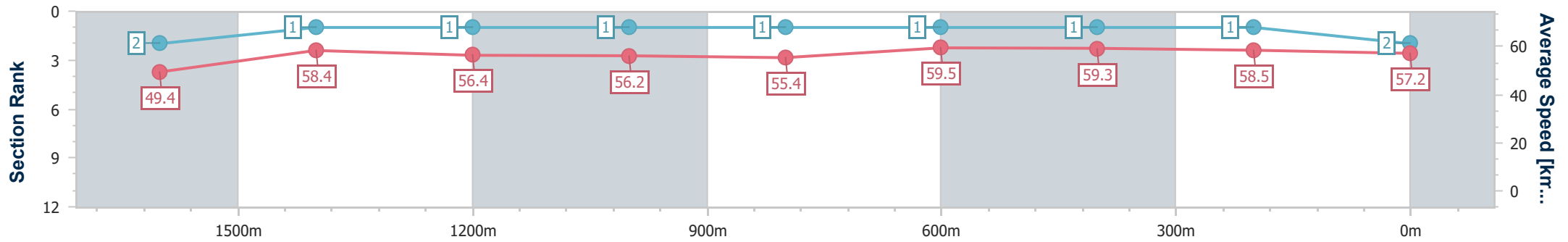
Toowoomba QLD Professional
Race 2: FOCUS HR Maiden Handicap - 1850m



25 February 2023 - 16:48

Track Rating: Good 3, Weather: Fine, Rail Position: +2m Entire

Section	Overall	1600m	1400m	1200m	1000m	800m	600m	400m	200m
Section Times	1:58.69 [2] (0:18.36)	1:40.33 [2] (0:12.37)	1:27.96 [1] (0:12.94)	1:15.02 [1] (0:12.82)	1:02.20 [1] (0:13.04)	0:49.16 [1] (0:12.12)	0:37.04 [1] (0:12.11)	0:24.93 [1] (0:12.37)	0:12.56 [1] (0:12.56)
Average Speed [km/h]	49.4	58.4	56.4	56.2	55.4	59.5	59.3	58.5	57.2
Top Speed [km/h]	61.8	59.8	58.9	59.0	59.2	61.4	60.7	58.9	58.3
Avg. Dist. to Rail [m]	3.3	1.9	2.2	2.2	0.9	0.2	0.3	1.0	0.4
Avg. Stride Freq. [Hz]	2.1	2.2	2.2	2.2	2.2	2.2	2.2	2.2	2.2
Avg. Stride Length [m]	6.5	7.3	7.2	7.2	7.1	7.5	7.4	7.3	7.2



- [] Ranking at each section and finish
- .-.- No data available at this section
- NA No data available



Horse/Jockey Name	Epic Love
Final Rank	3
Fastest Section Time (Section)	0:11.88 (200m)
Top Speed [km/h] (Section)	61.5 (800m)
Race State	Finished



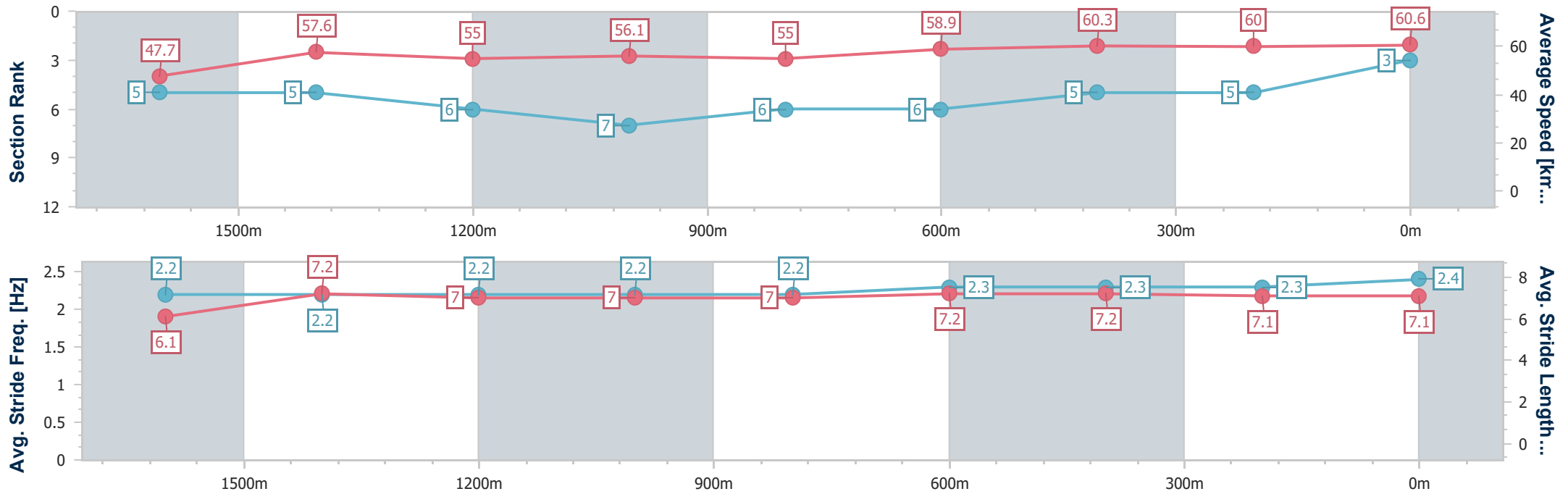
Toowoomba QLD Professional
Race 2: FOCUS HR Maiden Handicap - 1850m



25 February 2023 - 16:48

Track Rating: Good 3, Weather: Fine, Rail Position: +2m Entire

Section	Overall	1600m	1400m	1200m	1000m	800m	600m	400m	200m
Section Times	1:58.78 [3] (0:18.74)	1:40.04 [5] (0:12.49)	1:27.55 [5] (0:13.24)	1:14.31 [6] (0:12.87)	1:01.44 [7] (0:13.17)	0:48.27 [6] (0:12.29)	0:35.98 [6] (0:12.01)	0:23.97 [5] (0:12.09)	0:11.88 [5]
Average Speed [km/h]	47.7	57.6	55.0	56.1	55.0	58.9	60.3	60.0	60.6
Top Speed [km/h]	59.3	58.7	58.2	57.6	56.8	61.5	61.4	60.9	60.9
Avg. Dist. to Rail [m]	2.1	0.5	1.9	1.9	1.7	2.0	1.2	1.7	3.2
Avg. Stride Freq. [Hz]	2.2	2.2	2.2	2.2	2.2	2.3	2.3	2.3	2.4
Avg. Stride Length [m]	6.1	7.2	7.0	7.0	7.0	7.2	7.2	7.1	7.1



- [] Ranking at each section and finish
- .-.- No data available at this section
- NA No data available



Horse/Jockey Name	Duchess Bree
Final Rank	4
Fastest Section Time (Section)	0:11.93 (600m)
Top Speed [km/h] (Section)	61.8 (600m)
Race State	Finished



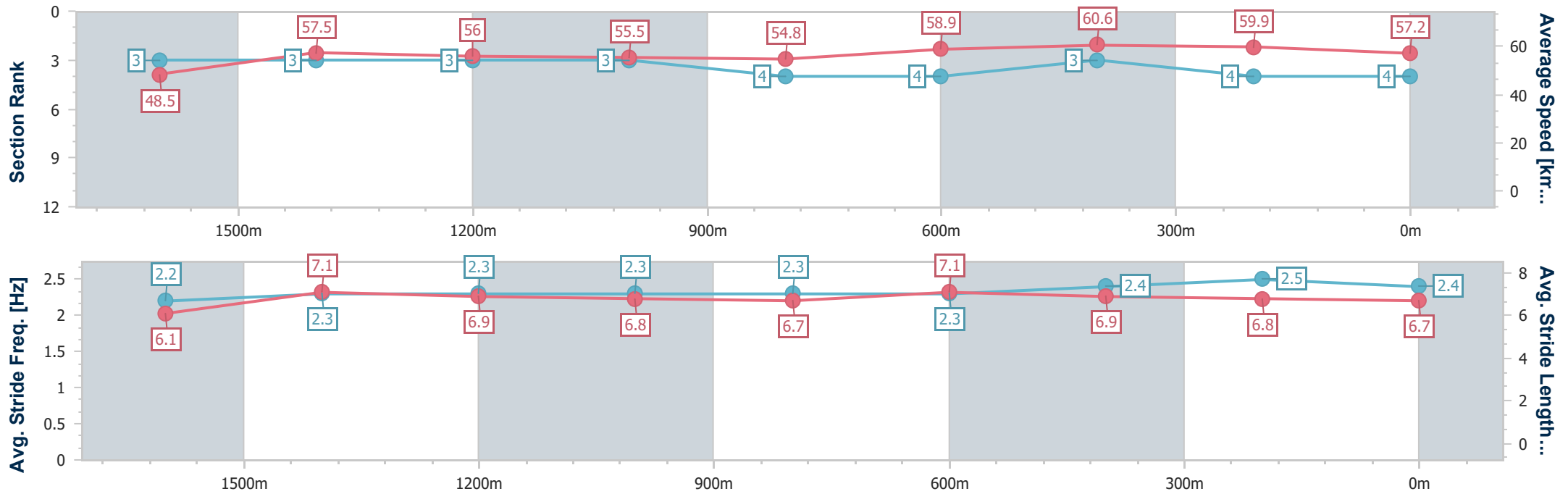
Toowoomba QLD Professional
Race 2: FOCUS HR Maiden Handicap - 1850m



25 February 2023 - 16:48

Track Rating: Good 3, Weather: Fine, Rail Position: +2m Entire

Section	Overall	1600m	1400m	1200m	1000m	800m	600m	400m	200m
Section Times	1:59.07 [4] (0:18.45)	1:40.62 [3] (0:12.52)	1:28.10 [3] (0:13.00)	1:15.10 [3] (0:13.00)	1:02.10 [3] (0:13.19)	0:48.91 [4] (0:12.28)	0:36.63 [4] (0:11.93)	0:24.70 [3] (0:12.16)	0:12.54 [4] (0:12.54)
Average Speed [km/h]	48.5	57.5	56.0	55.5	54.8	58.9	60.6	59.9	57.2
Top Speed [km/h]	61.4	58.9	58.2	57.7	57.5	60.3	61.8	61.5	59.1
Avg. Dist. to Rail [m]	2.3	1.2	2.0	1.5	1.6	1.5	0.8	3.0	2.4
Avg. Stride Freq. [Hz]	2.2	2.3	2.3	2.3	2.3	2.3	2.4	2.5	2.4
Avg. Stride Length [m]	6.1	7.1	6.9	6.8	6.7	7.1	6.9	6.8	6.7



- [] Ranking at each section and finish
- .-.- No data available at this section
- NA No data available



Horse/Jockey Name	A Devil's Chance
Final Rank	5
Fastest Section Time (Section)	0:12.12 (800m)
Top Speed [km/h] (Section)	61.3 (Overall)
Race State	Finished



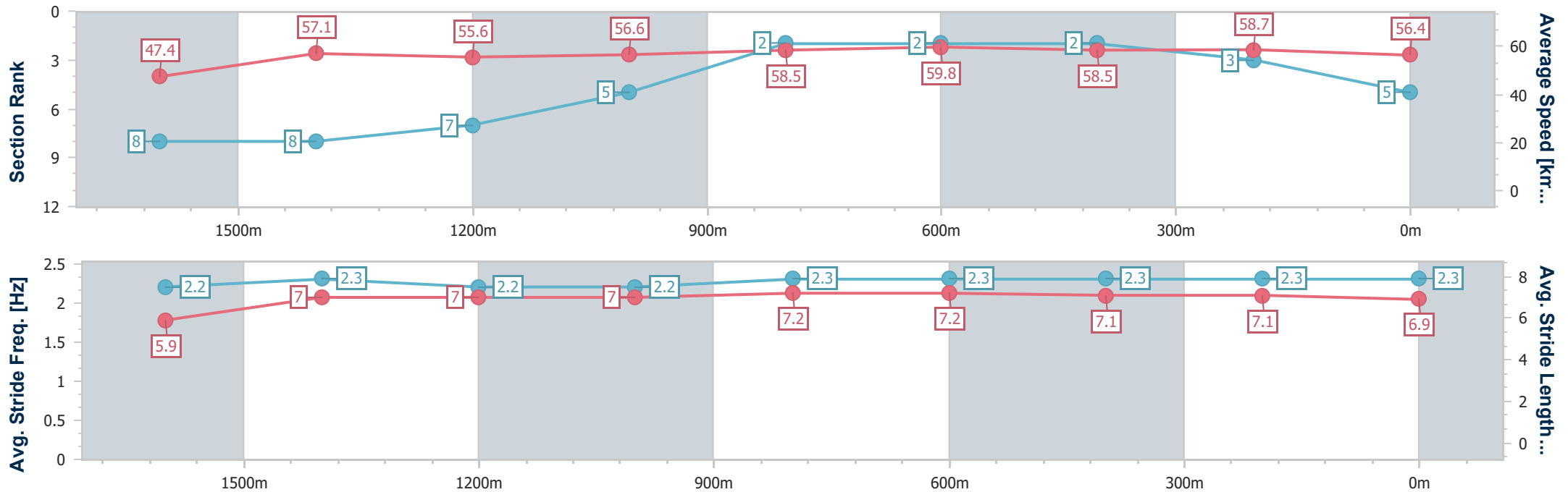
Toowoomba QLD Professional
Race 2: FOCUS HR Maiden Handicap - 1850m



25 February 2023 - 16:48

Track Rating: Good 3, Weather: Fine, Rail Position: +2m Entire

Section	Overall	1600m	1400m	1200m	1000m	800m	600m	400m	200m
Section Times	1:59.21 [5] (0:18.97)	1:40.24 [8] (0:12.60)	1:27.64 [8] (0:12.96)	1:14.68 [7] (0:12.74)	1:01.94 [5] (0:12.37)	0:49.57 [2] (0:12.12)	0:37.45 [2] (0:12.35)	0:25.10 [2] (0:12.36)	0:12.74 [3] (0:12.74)
Average Speed [km/h]	47.4	57.1	55.6	56.6	58.5	59.8	58.5	58.7	56.4
Top Speed [km/h]	61.3	58.8	57.4	58.3	60.4	60.7	60.1	59.1	58.0
Avg. Dist. to Rail [m]	2.1	0.5	0.8	2.4	2.1	1.8	1.2	1.5	1.6
Avg. Stride Freq. [Hz]	2.2	2.3	2.2	2.2	2.3	2.3	2.3	2.3	2.3
Avg. Stride Length [m]	5.9	7.0	7.0	7.0	7.2	7.2	7.1	7.1	6.9



- [] Ranking at each section and finish
- .-.- No data available at this section
- NA No data available



Horse/Jockey Name	Zowai
Final Rank	6
Fastest Section Time (Section)	0:12.00 (600m)
Top Speed [km/h] (Section)	62.0 (600m)
Race State	Finished



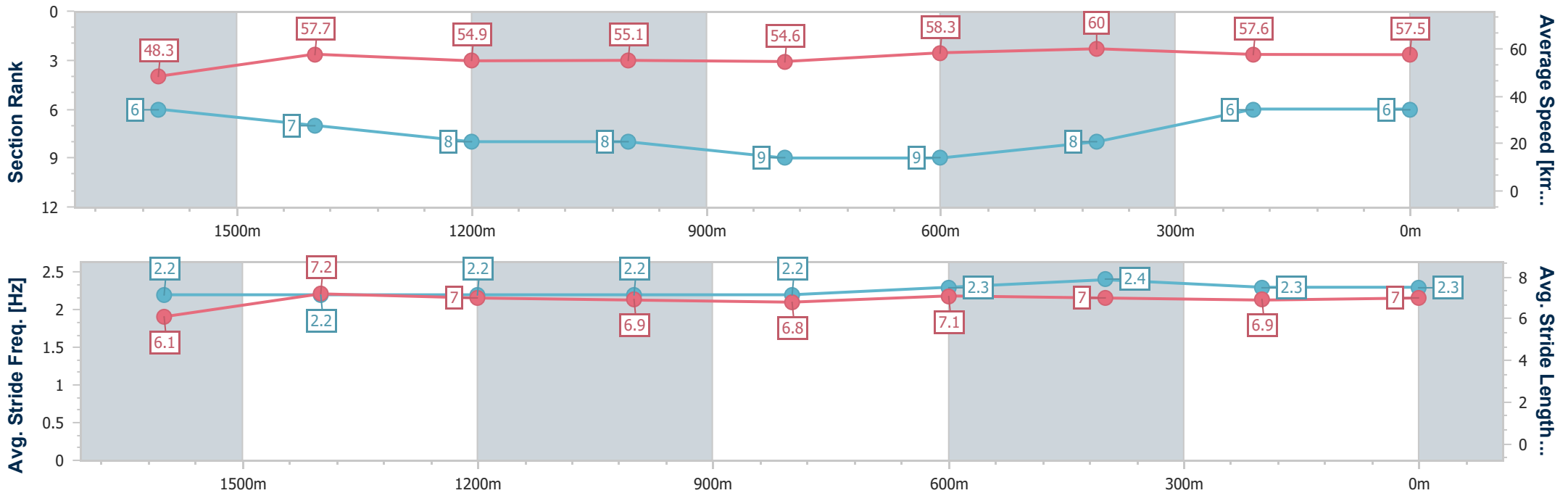
Toowoomba QLD Professional
Race 2: FOCUS HR Maiden Handicap - 1850m



25 February 2023 - 16:48

Track Rating: Good 3, Weather: Fine, Rail Position: +2m Entire

Section	Overall	1600m	1400m	1200m	1000m	800m	600m	400m	200m
Section Times	2:00.34 [6] (0:18.75)	1:41.59 [6] (0:12.56)	1:29.03 [7] (0:13.26)	1:15.77 [8] (0:13.12)	1:02.65 [8] (0:13.27)	0:49.38 [9] (0:12.40)	0:36.98 [9] (0:12.00)	0:24.98 [8] (0:12.49)	0:12.49 [6] (0:12.49)
Average Speed [km/h]	48.3	57.7	54.9	55.1	54.6	58.3	60.0	57.6	57.5
Top Speed [km/h]	61.7	62.0	56.1	56.5	56.1	61.3	62.0	59.0	58.4
Avg. Dist. to Rail [m]	3.6	2.5	2.0	1.8	1.8	1.1	0.4	0.6	0.6
Avg. Stride Freq. [Hz]	2.2	2.2	2.2	2.2	2.2	2.3	2.4	2.3	2.3
Avg. Stride Length [m]	6.1	7.2	7.0	6.9	6.8	7.1	7.0	6.9	7.0



- [] Ranking at each section and finish
- .-.- No data available at this section
- NA No data available



Horse/Jockey Name	Goombungee Lad
Final Rank	7
Fastest Section Time (Section)	0:12.22 (800m)
Top Speed [km/h] (Section)	61.6 (Overall)
Race State	Finished



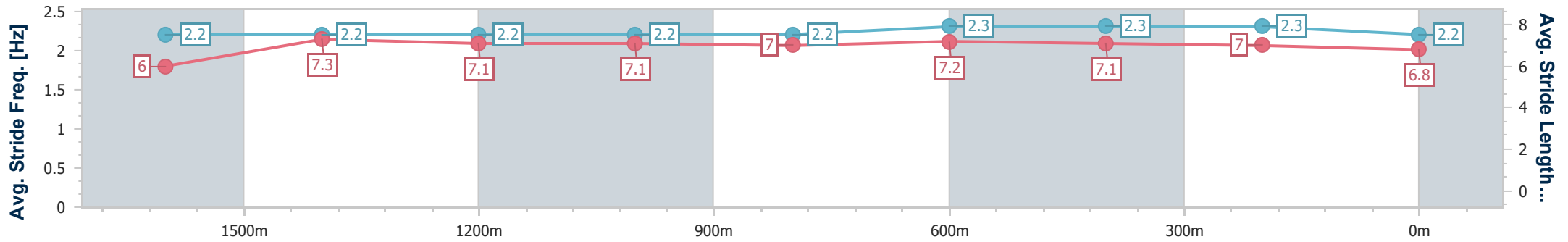
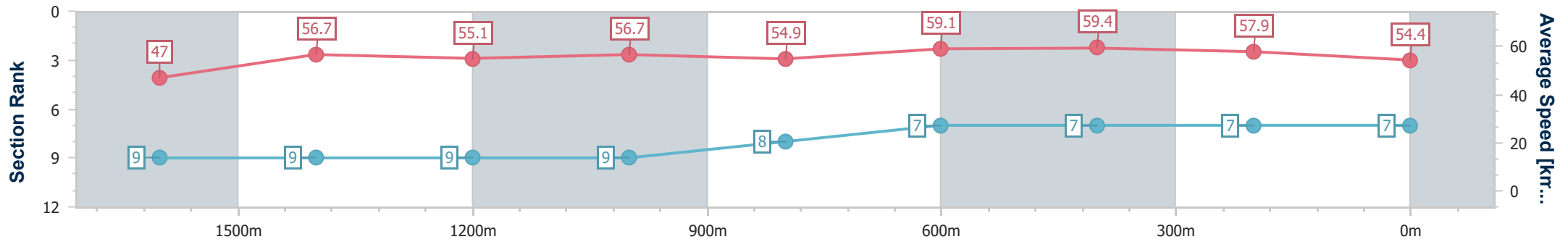
Toowoomba QLD Professional
Race 2: FOCUS HR Maiden Handicap - 1850m



25 February 2023 - 16:48

Track Rating: Good 3, Weather: Fine, Rail Position: +2m Entire

Section	Overall	1600m	1400m	1200m	1000m	800m	600m	400m	200m
Section Times	2:01.08 [7] (0:19.14)	1:41.94 [9] (0:12.74)	1:29.20 [9] (0:13.14)	1:16.06 [9] (0:12.71)	1:03.35 [9] (0:13.12)	0:50.23 [8] (0:12.22)	0:38.01 [7] (0:12.23)	0:25.78 [7] (0:12.59)	0:13.19 [7] (0:13.19)
Average Speed [km/h]	47.0	56.7	55.1	56.7	54.9	59.1	59.4	57.9	54.4
Top Speed [km/h]	61.6	60.8	56.1	57.4	57.0	60.9	60.8	58.7	58.0
Avg. Dist. to Rail [m]	1.9	1.0	0.8	1.2	0.4	1.1	2.0	2.9	2.7
Avg. Stride Freq. [Hz]	2.2	2.2	2.2	2.2	2.2	2.3	2.3	2.3	2.2
Avg. Stride Length [m]	6.0	7.3	7.1	7.1	7.0	7.2	7.1	7.0	6.8



- [] Ranking at each section and finish
- .-.- No data available at this section
- NA No data available



Horse/Jockey Name	Taucity
Final Rank	8
Fastest Section Time (Section)	0:12.59 (1600m)
Top Speed [km/h] (Section)	59.6 (1600m)
Race State	Finished



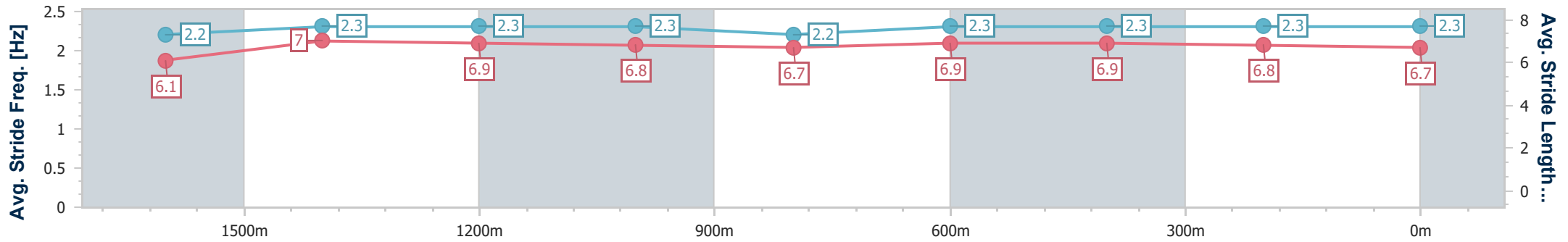
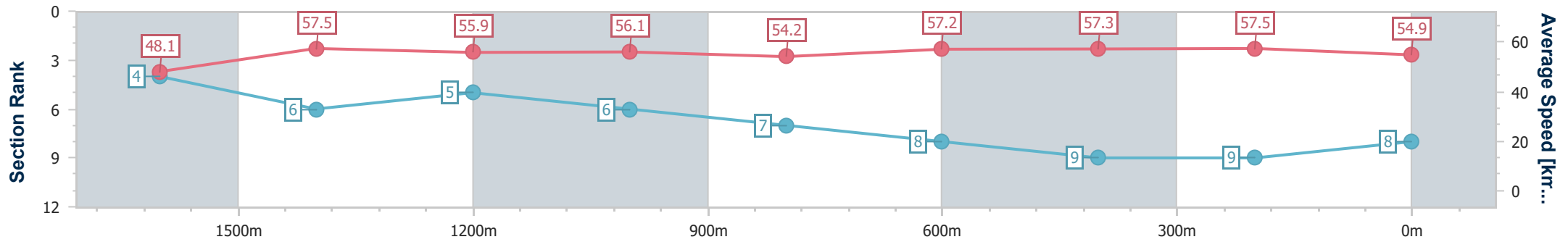
Toowoomba QLD Professional
Race 2: FOCUS HR Maiden Handicap - 1850m



25 February 2023 - 16:48

Track Rating: Good 3, Weather: Fine, Rail Position: +2m Entire

Section	Overall	1600m	1400m	1200m	1000m	800m	600m	400m	200m
Section Times	2:01.75 [8] (0:18.68)	1:43.07 [4] (0:12.59)	1:30.48 [6] (0:13.12)	1:17.36 [5] (0:12.89)	1:04.47 [6] (0:13.40)	0:51.07 [7] (0:12.67)	0:38.40 [8] (0:12.66)	0:25.74 [9] (0:12.65)	0:13.09 [9] (0:13.09)
Average Speed [km/h]	48.1	57.5	55.9	56.1	54.2	57.2	57.3	57.5	54.9
Top Speed [km/h]	59.6	59.6	57.6	57.8	55.7	58.8	58.9	58.7	58.3
Avg. Dist. to Rail [m]	1.6	2.1	3.2	2.9	2.0	2.2	1.4	3.3	2.7
Avg. Stride Freq. [Hz]	2.2	2.3	2.3	2.3	2.2	2.3	2.3	2.3	2.3
Avg. Stride Length [m]	6.1	7.0	6.9	6.8	6.7	6.9	6.9	6.8	6.7



- [] Ranking at each section and finish
- .-.- No data available at this section
- NA No data available



Horse/Jockey Name	Bindango
Final Rank	9
Fastest Section Time (Section)	0:12.22 (800m)
Top Speed [km/h] (Section)	60.4 (600m)
Race State	Finished



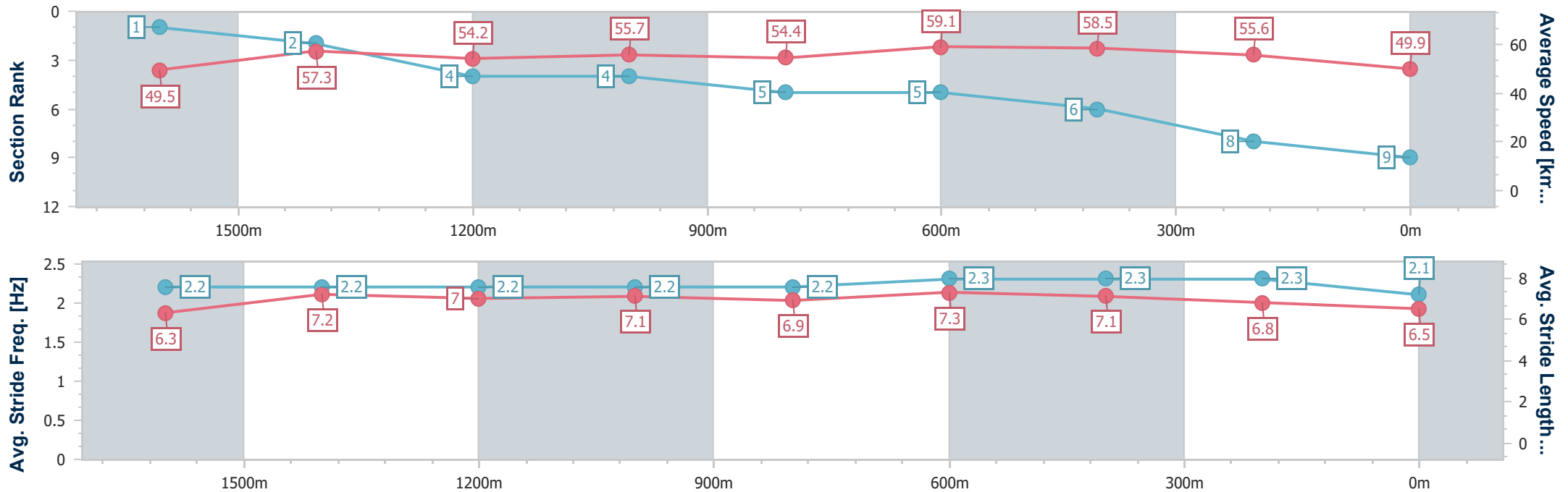
Toowoomba QLD Professional
Race 2: FOCUS HR Maiden Handicap - 1850m



25 February 2023 - 16:48

Track Rating: Good 3, Weather: Fine, Rail Position: +2m Entire

Section	Overall	1600m	1400m	1200m	1000m	800m	600m	400m	200m
Section Times	2:02.35 [9] (0:18.34)	1:44.01 [1] (0:12.60)	1:31.41 [2] (0:13.27)	1:18.14 [4] (0:12.93)	1:05.21 [4] (0:13.26)	0:51.95 [5] (0:12.22)	0:39.73 [5] (0:12.36)	0:27.37 [6] (0:12.98)	0:14.39 [8] (0:14.39)
Average Speed [km/h]	49.5	57.3	54.2	55.7	54.4	59.1	58.5	55.6	49.9
Top Speed [km/h]	60.2	59.8	56.1	56.6	57.8	60.2	60.4	56.4	54.0
Avg. Dist. to Rail [m]	4.3	0.7	0.2	0.9	0.8	0.8	0.7	0.5	0.3
Avg. Stride Freq. [Hz]	2.2	2.2	2.2	2.2	2.2	2.3	2.3	2.3	2.1
Avg. Stride Length [m]	6.3	7.2	7.0	7.1	6.9	7.3	7.1	6.8	6.5



- [] Ranking at each section and finish
- .-.- No data available at this section
- NA No data available